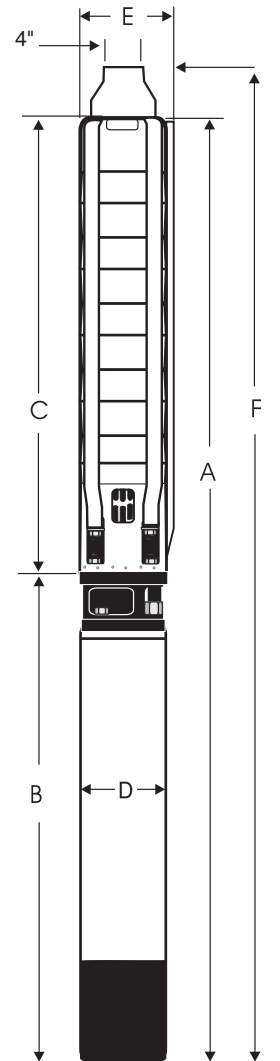


DIMENSIONS AND WEIGHTS

MODEL NO.	FIG.	HP	MOTOR SIZE	DISCH. SIZE	DIMENSIONS IN INCHES						APPROX. SHIP WT.
					A	B	C	D	E	F	
385S75-1	A	7.5	6"	4" NPT	48.3	24.0	24.3	5.4	7.0	53.1	148
385S100-2BA	A	10	6"	4" NPT	54.8	25.4	29.4	5.4	7.0	59.6	178
385S150-2	A	15	6"	4" NPT	57.4	28.0	29.4	5.4	7.0	62.2	192
385S200-3A	A	20	6"	4" NPT	65.0	30.6	34.4	5.4	7.0	69.8	223
385S250-3	A	25	6"	4" NPT	67.5	33.1	34.4	5.4	7.0	72.3	210
385S250-4B	A	25	6"	4" NPT	72.6	33.1	39.5	5.4	7.0	77.4	210
385S300-4	A	30	6"	4" NPT	75.2	35.7	39.5	5.4	7.0	80.0	243
385S300-5BB	A	30	6"	4" NPT	80.2	35.7	44.5	5.4	7.0	85.0	252
385S400-5*	A	40	6"	4" NPT	85.3	40.8	44.5	5.4	7.0	90.1	276
385S400-6B	A	40	6"	4" NPT	90.4	40.8	49.6	5.4	7.0	95.2	285
385S500-6*	A	50	6"	4" NPT	107.4	57.8	49.6	5.4	7.0	112.2	285
385S500-7A	A	50	6"	4" NPT	113.0	57.8	55.2	5.4	7.0	117.8	450
385S600-7*	A	60	6"	4" NPT	119.0	63.8	55.2	5.4	7.0	123.8	450
385S600-8*	A	60	6"	4" NPT	124.0	63.8	60.2	5.4	7.0	128.8	459
385S750-9	A	75	8"	4" NPT	112.7	47.4	65.3	7.6	7.7	117.5	577
385S750-10	A	75	8"	4" NPT	117.7	47.4	70.3	7.6	7.7	122.5	586
385S1000-11	A	100	8"	4" NPT	130.3	54.91	75.4	7.6	7.7	135.1	672
385S1000-12	A	100	8"	4" NPT	135.3	54.91	80.4	7.6	7.7	140.1	701
385S1000-13	A	100	8"	4" NPT	140.3	54.91	85.4	7.6	7.7	145.1	709
Pipe Adapter	A									4.8	

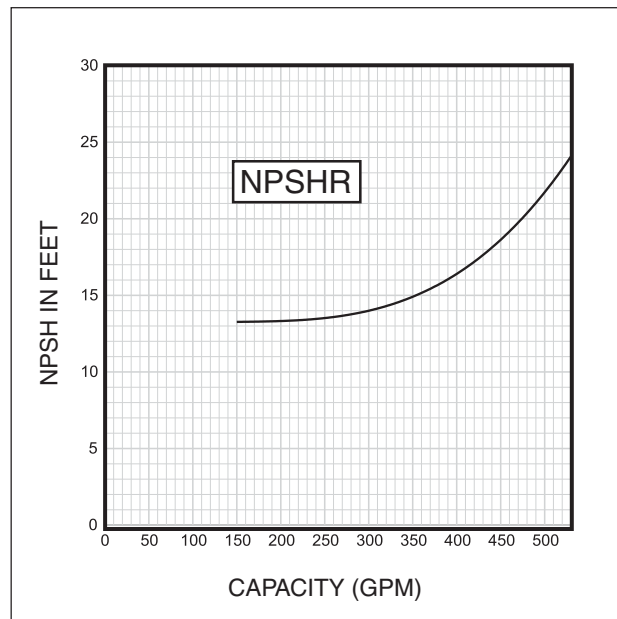


NOTES: All models suitable for use in 8" wells, unless otherwise noted.
 Weights include pump end with motor in lbs.
 *Alternate motor sizes available.
 All models come with a standard 5"-4" Pipe Adapter. Refer to chart for dimensions.

MATERIALS OF CONSTRUCTION

COMPONENT	CYLINDRICAL SHAFT (1-13 Stgs.)
Valve Housing	304 Stainless Steel
Check Valve	304 Stainless Steel
Diffuser Chamber	304 Stainless Steel
Split Cone Nut	304 Stainless Steel
Split Cone	304 Stainless Steel
Impeller	304 Stainless Steel
Suction Interconnector	304 Stainless Steel
Inlet Screen	304 Stainless Steel
Straps	304 Stainless Steel
Cable Guard	304 Stainless Steel
Coupling	316/329 Stainless Steel
Pump Shaft	431 Stainless Steel
Intermediate Bearings	NBR
Impeller Seal Ring	NBR/PPS
Lower Bearing	NBR/316 Stainless Steel
Upthrust Washer	Carbon/Graphite HY22
Upthrust stop ring	304 S.S./Tungsten Carbide
O-Ring	NBR
Valve Seat	304 Stainless Steel
Lower Valve Seat Retainer	316 Stainless Steel
Upper Valve Seat Retainer	304 Stainless Steel
Valve Guide	304 Stainless Steel
Valve Cup Spring	304 Stainless Steel

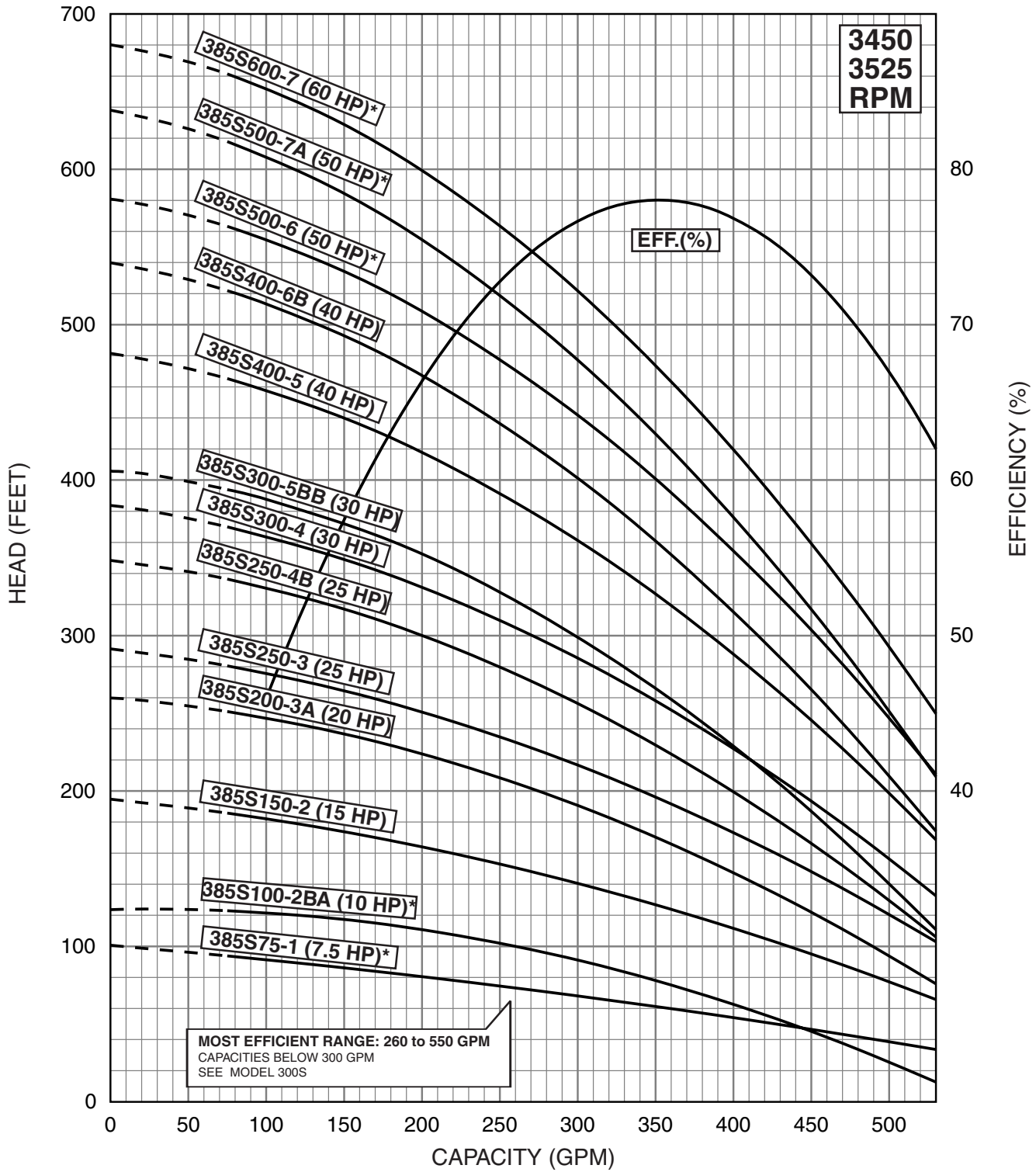
NOTES: Specifications are subject to change without notice.



FLOW RANGE: 75 - 550 GPM

OUTLET SIZE: 4" NPT

NOMINAL DIA. 8"



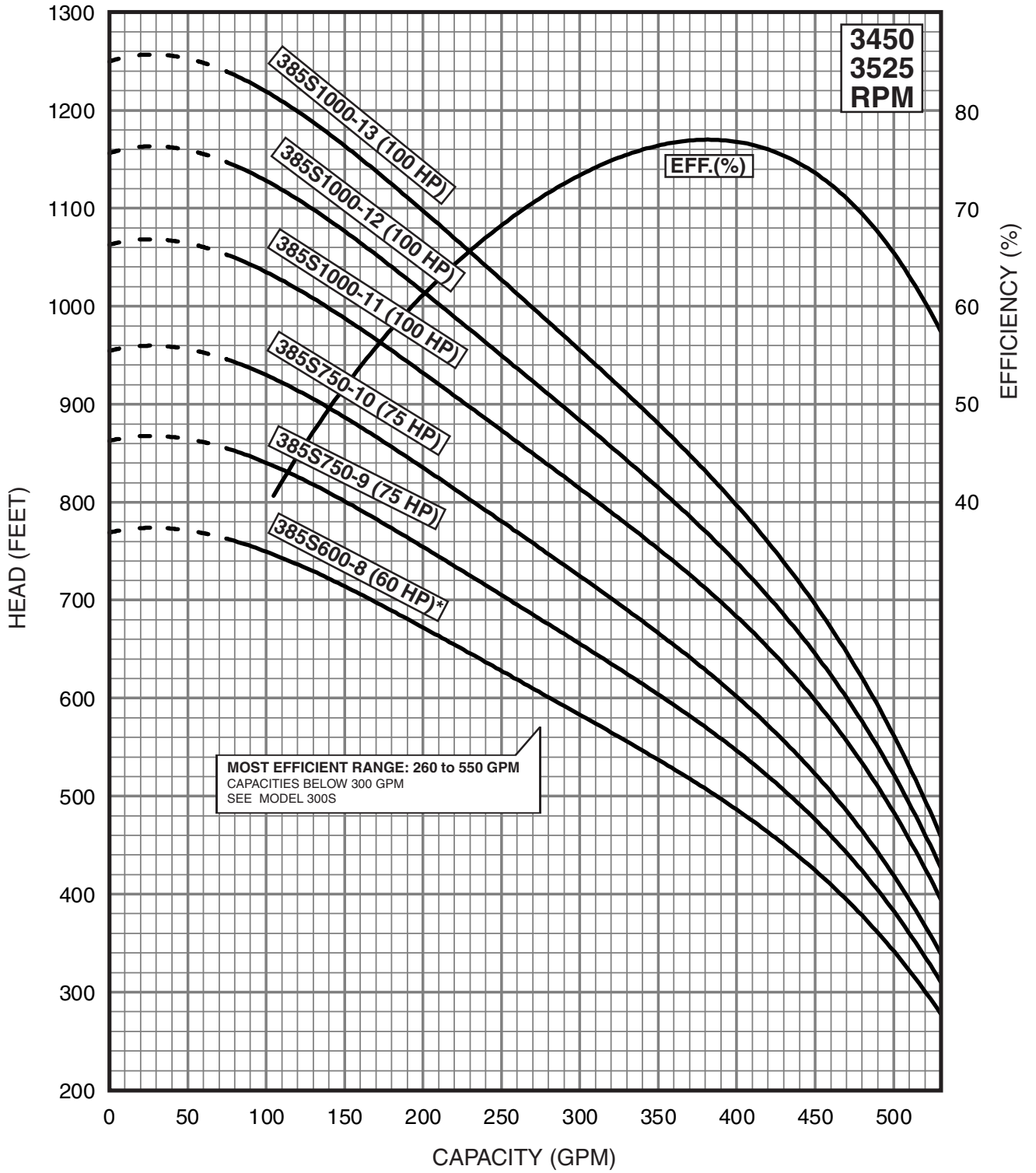
SPECIFICATIONS SUBJECT TO CHANGE WITHOUT NOTICE.
 6" MOTOR STANDARD, 7.5-60 HP/3450 RPM.
 8" MOTOR STANDARD, 75-100 HP/3525 RPM.
 * Alternate motor sizes available.

Performance conforms to ISO 9906 Annex A
 @ 8 ft. min. submergence.

FLOW RANGE: 75 - 550 GPM

OUTLET SIZE: 4" NPT

NOMINAL DIA. 8"



SPECIFICATIONS SUBJECT TO CHANGE WITHOUT NOTICE.
 6" MOTOR STANDARD, 7.5-60 HP/3450 RPM.
 8" MOTOR STANDARD, 75-100 HP/3525 RPM.
 * Alternate motor sizes available.

Performance conforms to ISO 9906 Annex A
 @ 8 ft. min. submergence.