

**DIMENSIONS AND WEIGHTS**

MODEL NO.	FIG.	HP	MOTOR SIZE	DISCH. SIZE	DIMENSIONS IN INCHES					APPROX. SHIP WT.
					A	B	C	D	E	
85S15-1	A	1 1/2	4"	3" NPT	25.9	13.6	12.3	3.75	5.2	37
85S30-2	A	3	4"	3" NPT	35.3	20.6	14.7	3.75	5.2	61
85S50-3	A	5	4"	3" NPT	40.7	23.6	17.1	3.75	5.2	75
85S50-4	A	5	4"	3" NPT	43.1	23.6	19.5	3.75	5.2	77
85S75-5	A	7 1/2	4"	3" NPT	51.5	29.6	21.9	3.75	5.2	95
85S75-6	A	7 1/2	4"	3" NPT	53.9	29.6	24.3	3.75	5.2	97
85S100-7	A	10	4"	3" NPT	70.5	43.9	26.6	3.75	5.2	151
85S100-8	A	10	4"	3" NPT	72.9	43.9	29.0	3.75	5.2	154
85S100-9	A	10	4"	3" NPT	75.3	43.9	31.4	3.75	5.2	156
85S75-5	A	7 1/2	6"	3" NPT	46.7	24.2	22.5	5.38	5.6	135
85S75-6	A	7 1/2	6"	3" NPT	49.1	24.2	24.9	5.38	5.6	137
85S100-7	A	10	6"	3" NPT	52.7	25.4	27.3	5.38	5.6	148
85S100-8	A	10	6"	3" NPT	55.0	25.4	29.6	5.38	5.6	151
85S100-9	A	10	6"	3" NPT	57.4	25.4	32.0	5.38	5.6	153
85S150-10	A	15	6"	3" NPT	62.4	28.0	34.4	5.38	5.6	170
85S150-11	A	15	6"	3" NPT	64.8	28.0	36.8	5.38	5.6	174
85S150-12	A	15	6"	3" NPT	67.2	28.0	39.2	5.38	5.6	176
85S150-13	A	15	6"	3" NPT	69.6	28.0	41.6	5.38	5.6	178
85S200-14	A	20	6"	3" NPT	74.5	30.6	43.9	5.38	5.6	193
85S200-15	A	20	6"	3" NPT	76.9	30.6	46.3	5.38	5.6	198
85S200-16	A	20	6"	3" NPT	79.3	30.6	48.7	5.38	5.6	200
85S200-17	A	20	6"	3" NPT	81.7	30.6	51.1	5.38	5.6	202
85S200-18	A	20	6"	3" NPT	84.1	30.6	53.5	5.38	5.6	204
85S250-19	A	25	6"	3" NPT	88.9	33.1	55.8	5.38	5.6	240
85S250-20	A	25	6"	3" NPT	91.9	33.1	58.8	5.38	5.6	244
85S250-21	A	25	6"	3" NPT	94.3	33.1	61.2	5.38	5.6	246
85S250-22	A	25	6"	3" NPT	96.7	33.1	63.6	5.38	5.6	249
85S300-23	A	30	6"	3" NPT	101.9	35.7	66.2	5.38	5.6	264
85S300-24	A	30	6"	3" NPT	104.1	35.7	68.4	5.38	5.6	266
85S300-25	A	30	6"	3" NPT	106.4	35.7	70.7	5.38	5.6	271
85S300-26	A	30	6"	3" NPT	108.8	35.7	73.1	5.38	5.6	273
85S300-27	A	30	6"	3" NPT	116.3	40.8	75.5	5.38	5.6	278
85S400-28	A	40	6"	3" NPT	118.7	40.8	77.9	5.38	5.6	281
85S400-29	A	40	6"	3" NPT	121.1	40.8	80.3	5.38	5.6	283
85S400-30	A	40	6"	3" NPT	123.4	40.8	82.6	5.38	5.6	287
85S400-33*	B	40	6"	3" NPT	139.7	40.8	98.9	5.38	6.9	343
85S400-36*	B	40	6"	3" NPT	146.9	40.8	106.1	5.38	6.9	354
85S500-39*	B	50	6"	3" NPT	171.0	57.8	113.2	5.38	6.9	448
85S400-33*	B	40	8"	3" NPT	134.7	35.8	98.9	7.5	6.9	377
85S400-36*	B	40	8"	3" NPT	141.9	35.8	106.1	7.5	6.9	390
85S500-39*	B	50	8"	3" NPT	152.0	38.8	113.2	7.5	6.9	498

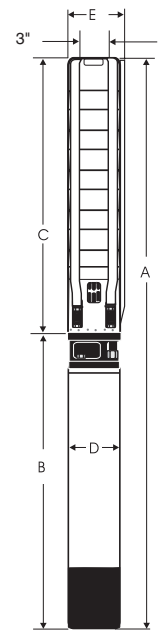


Fig. A

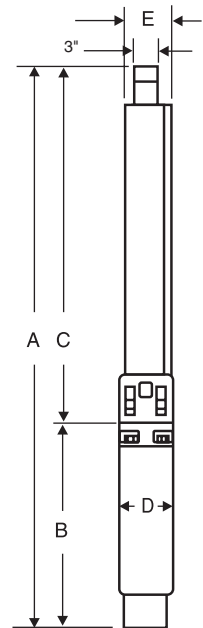


Fig. B

NOTES: All models suitable for use in 6" wells, unless otherwise noted.

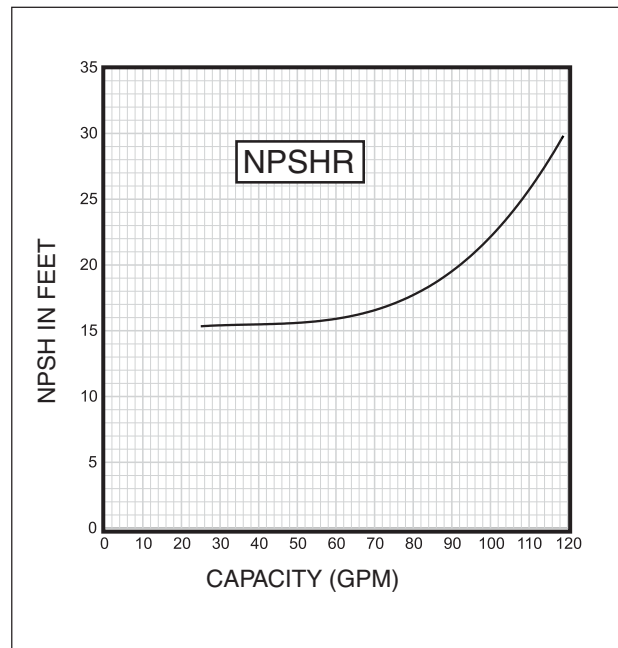
Weights include pump end with motor in lbs.

\* Built into sleeve 3" NPT discharge, 8" min. well dia.

**MATERIALS OF CONSTRUCTION**

COMPONENT	CYLINDRICAL SHAFT (1- 39 Stgs.)
Check Valve Housing	304 Stainless Steel
Check Valve	304 Stainless Steel
Diffuser Chamber	304 Stainless Steel
Split Cone Nut	304 Stainless Steel
Split Cone	304 Stainless Steel
Impeller	304 Stainless Steel
Suction Interconnector	304 Stainless Steel
Seal Ring Support	304 Stainless Steel
Inlet Screen	304 Stainless Steel
Straps	304 Stainless Steel
Cable Guard	304 Stainless Steel
Priming Inducer	304 Stainless Steel
Coupling	316/329 Stainless Steel**
Pump Shaft	431 Stainless Steel
Intermediate Bearings	NBR
Impeller Seal Ring	NBR/PPS
Check Valve Seat	NBR/316 Stainless Steel
Upthrust Disc	Carbon/Graphite
Upthrust Stop Washer	304 Stainless Steel
8" Motor Adaptor Plate	304 Stainless Steel
Sleeve *	316 Stainless Steel
Sleeve Flange *	316 Stainless Steel

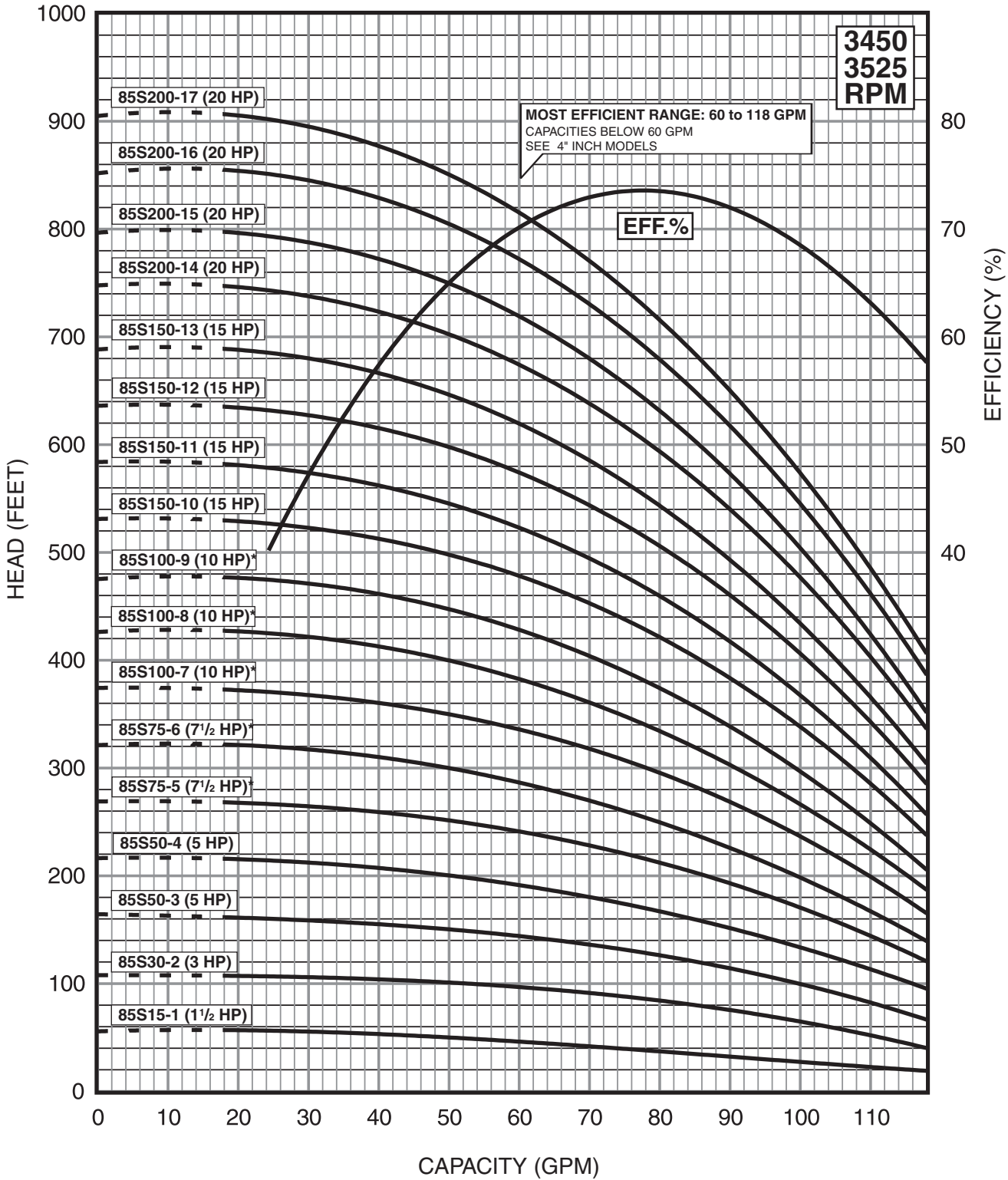
NOTES: Specifications are subject to change without notice.  
 \* Required for 33-39 stages.  
 \*\* 4" Coupling made of 316 Stainless Steel



FLOW RANGE: 18 -118 GPM

OUTLET SIZE: 3" NPT

NOMINAL DIA. 6"



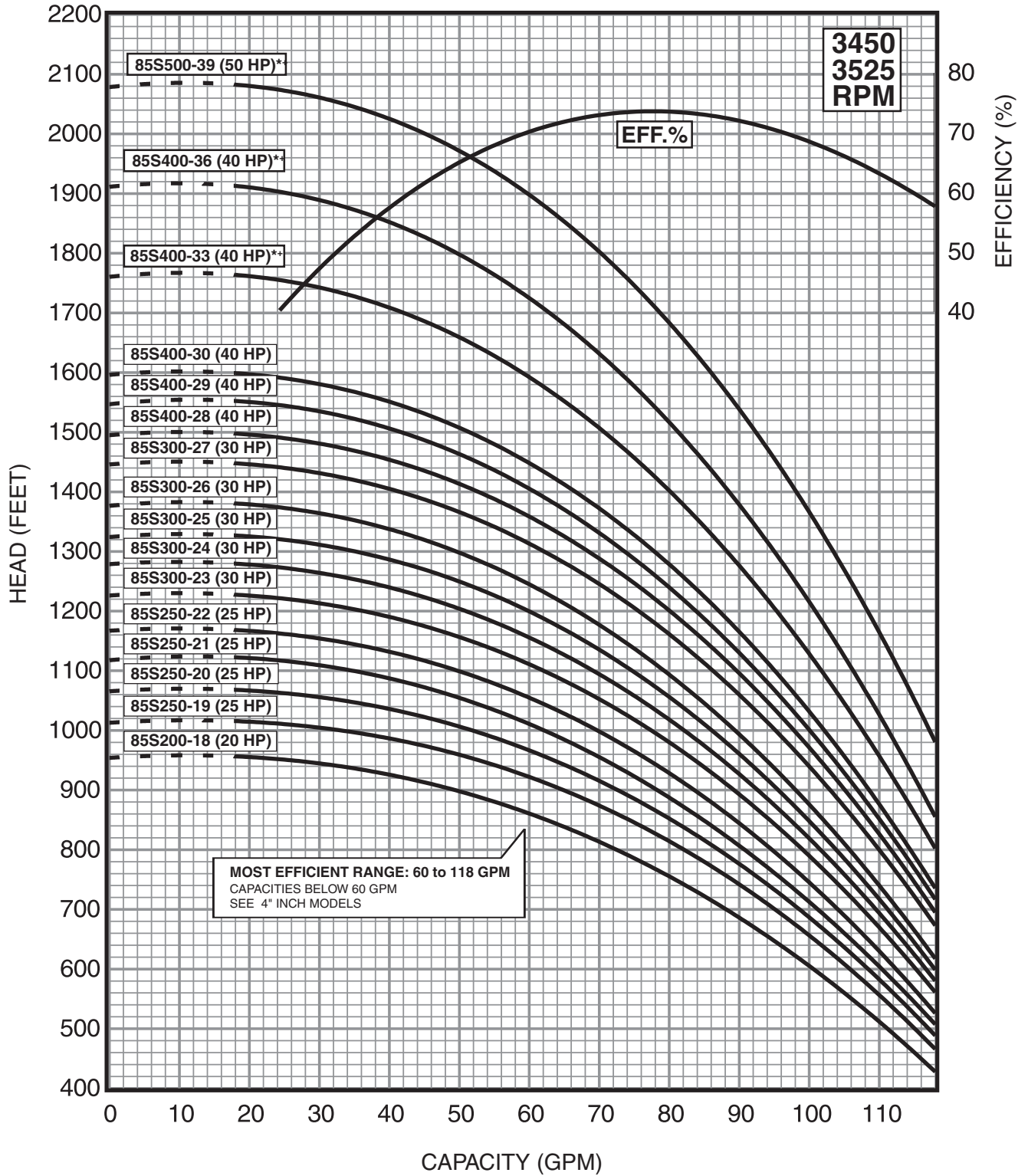
SPECIFICATIONS SUBJECT TO CHANGE WITHOUT NOTICE.  
 4" MOTOR STANDARD, 1.5-5 HP/3450 RPM  
 6" MOTOR STANDARD, 7.5-50 HP/3450 RPM.  
 \* Alternate motor sizes available.

Performance conforms to ISO 9906 Annex A  
 @ 5 ft. min. submergence.

FLOW RANGE: 18 -118 GPM

OUTLET SIZE: 3" NPT

NOMINAL DIA. 6"



SPECIFICATIONS SUBJECT TO CHANGE WITHOUT NOTICE.  
 \* Built into sleeve 3" male NPT discharge/ 8" min. well diameter.  
 6" MOTOR STANDARD, 7.5-50 HP/3450 RPM.  
 +Alternate motor sizes available.

Performance conforms to ISO 9906 Annex A  
 @ 5 ft. min. submergence.