

Product Range
International
2008

PP/PE
Plastic Piping
Systems



+GF+

GEORG FISCHER
PIPING SYSTEMS

Over 50 years of Application Know How



Our long experience in plastic piping systems applications is also for your security. Approvals and third party controls are guarantee for continuously high

quality. Many of our products have the necessary approvals of the relevant institutes and thanks to the batch identification they are traceable.

Fields of applications

Our specialists are proving their wide material knowledge and their application experience day by day in various industries:

- Water treatment
- Waste water treatment
- Galvanics
- Chemical industry
- Automotive industry
- Electronic industry
- Energy
- Swimming pools
- Cellulose and paper industry
- Photo industry
- Textile industry
- Shipbuilding

- Beverage industry
- Exhaust gas cleaning
- Chlorine industry
- Cooling and air conditioning
- Refrigeration plants
- Food
- Mining

Do you miss your application in the above list? No problem.

Please call us, and we will find a solution according to your specifications.

PP-H Approvals



PP-H Valves, Z40.23-265
PP-H Fittings, Z40.23-264
PP-H Pipes
Z40.23-4

PE 100 Approvals

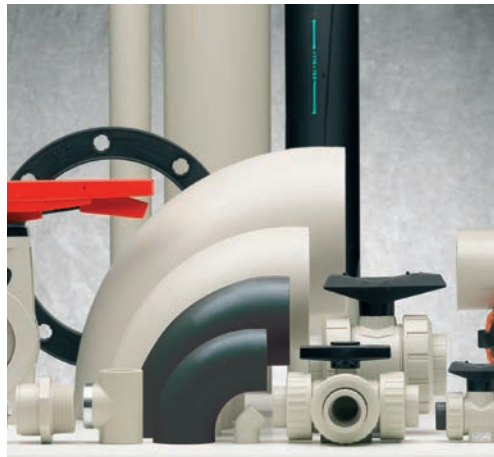


PE-HD Fittings, Z40.23-282

PROGEF®



Quality Products with Advantages



Advantage of Wide Product Ranges

- Fittings
- Hand Operated Valves
- Pipes
- Joining Systems
- Actuated Valves
- Measure and Control Technology
- Machines and Tools



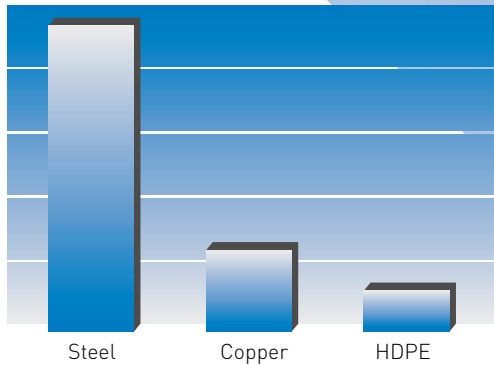

Advantage of Quality

Compound
Our own compound and strict quality controls for each raw material delivery form the basis for GF Piping Systems high quality products.

Production Know-How
Due to know-how gathered over 50 years we are able to produce our products to exceptionally high tolerances.




Quality management system certified according to ISO 9001/EN 29001 and ISO 4001



Energy required for 100 m pressurised pipe

Advantage for the Environment

- In addition to the economical advantage of PP and PE there are also ecological advantages:
- Preserving diminishing natural resources
- Less energy required
- Possibility of recycling
- Very long life span



Advantage of Production Quality Control Tests

- Pressure Pulsation Testing 1000 h Test
- Chemical Resistance
- Functions
- Temperature Cycling Test
- Cyclic Bending Test

Independently accredited test laboratory for components of plastic piping systems according to SN EN ISO 45001

for Professional Users

Advantage in Planning

One-stop-shopping for complete systems

Many customers prefer to purchase the complete piping system from one supplier. Because only systems that are designed to complement each other guarantee easy planning, installing and efficient functioning of the piping system.

CAD Product Library

For drawing and providing a list of orders GF Piping Systems CAD Product Library is an optimal solution. Can be used with AutoCAD and other CAD systems.



Advantage of Choosing the Right Material

For maximum safety and optimal durability of a piping system the choice of raw material and pressure class of the pipe parts is highly important. The raw material's suitability to the medium can be checked with the help of our chemical resistance list.



Advantage of Installation Technique

Cement jointing is simple, fast, economical and very reliable.

Over 100 million homogenous joints have been made over the total life time of piping systems, achieving the highest quality requirements.



Advantage of Support

Training

GF Piping Systems offers training possibilities at our regional sales companies, in our own training center in Schaffhausen or at your premises. For cement jointing we can also provide you with a training video.

Worldwide Distribution

Sales companies, representatives and dealers from GF Piping Systems can supply you with complete technical advice, punctual distribution and fast service in almost every corner of the world.



GF Piping Systems quality is no coincidence!

GF Piping Systems has not only taken a pioneering role in the past for the range of PVC fittings and equipment, but also in the sector of fusible plastics.

GF Piping Systems developed the socket fusion jointing process 30 years ago and

later also the electrofusion system for domestic installations and distribution.

The development and introduction of infrared fusion technology is more evidence of GF Piping Systems focus on developing new technologies for the customer's benefit.

GF Piping Systems product range in the field of fusible plastics

Jointing method	PROGEF Standard/Plus	PROGEF Natural	PE 100
Heating element socket fusion (HM)	X	X	X ¹
Heating element butt fusion (HS)	X	X	X
Infrared (IR-Plus®) fusion	X	X	X ²
Bead and crevice free (BCF) fusion		X	
Electrofusion with integral heating	X	X	X

¹ Socket fusion programme available in PE 80 ² in preparation for SDR 11

Selection and calculation basis

The use of PN to specify the pipe dimension, a practice commonly applied throughout the world, poses considerable danger of confusion for butt fusion.

We therefore recommend that dimension and wall thickness, in addition to ISO series or SDR, are always indicated.

	Formula	Example
SDR – Standard Dimension Ratio	$SDR = d/e$	$SDR = 110/10 = 11$
Pipe series (S)	$SDR = 2S + 1$	$SDR = 2 \times 5 + 1 = 11$

d = Outside pipe diameter in mm

e = Wall thickness in mm

S = Pipe series

Pipes classified as SDR 7.25 can be fused trouble-free with pipes of the classification SDR 7.4. The same applies to the fusing

compatibility of pipes and fittings SDR 17 and SDR 17.6. The deviations are within the admissible tolerances.

Design factors and derived operating pressures

In various standards for PROGEF and PE we find design factors (formerly called safety factors) stated, these are for water.

They are lower than the design factors recommended by GF Piping Systems for industrial applications. In order to protect human beings and the environment, those

safety factors can not be applied for industrial applications. We therefore recommend to use safety factors for PROGEF and PE 100 published in the following graphs, for the calculations of piping system pressures for industrial applications.

List of abbreviations

ANSI	American National Standard	Tg	Malleable Iron
ASTM	American Society for Testing and Materials	d	Pipe outside diameter
BS	British Standard	FM	Fusion Method
DIN	Deutsche Industrie-Normen	DN	Nominal bore
ISO	International Standardization Organisation	PN	Nominal pressure at 20°C, water
ABS	Acrylnitril Butadien Styrene	kg	Weight in kilograms
PVC-U	Polyvinyl Chloride	g	Weight in grams
PVC-C	Polyvinyl Chloride chlorinated	SP	Standard pack. The figure given indicates the quantity of fittings contained in a standard pack
PP	Polypropylene, heat stabilised	GP	Gross pack. The figure given indicates the quantity of fittings contained in a gross pack
PP-N	Polypropylene, Random copolymer unpigmented	G	Pipe thread, not pressure tight in the thread to ISO 228/1
PE	Polyethylene	NPT	Taper male thread pressure tight in the thread to ANSI B 1.20.1
PVDF	Polyvinylidene fluoride	R	Taper male thread, pressure tight in the thread to ISO 7/DIN 2999/1
EPDM	Ethylene Propylene Rubber	Rc	Taper female thread, pressure tight in the thread to ISO 7/1
FPM	Fluorine Rubber, e.g. Viton®	Rp	Parallel female thread, pressure tight in the thread to ISO 7/DIN 999/1
NBR	Nitrile Rubber	Tr	Trapezoid thread
IIR	Butyl Rubber	SC	Size of hexagon bolts
CSM	Chlore Sulphonyl Polythene, e.g. Hypalon®	s	A/F
CR	Chloroprene Rubber, e.g. Neoprene®	e	Wall thickness
PROGEF	GF of PP	AL	Number of bolt holes
PTFE	Polytetrafluorethylene, e.g. Teflon®	®	Registered trade-mark
UP-GF	Unsaturated polyester resin glassfibre reinforced		
St	Steel		
Ms	Brass		

Contents

	Page
PROGEF Standard General Information	10
PROGEF Standard Pipes, Fittings, Unions, Flanges and Flange Adaptors	13
PROGEF Standard Hand-Operated and Actuated Valves	67
PROGEF Natural General Information	316
PROGEF Natural Pipes, Fittings, Unions, Flanges and Flange Adaptors	319
PROGEF Natural Hand-Operated and Actuated Valves	335
PROGEF Plus General Information	347
PROGEF Plus Pipes, Fittings, Unions, Flanges and Flange Adaptors	349
PROGEF Plus Hand-Operated and Actuated Valves	363
PE Industrial Systems General Information	379
PE Industrial Systems Pipes, Fittings, Unions, Flanges and Flange Adaptors	383
Pipe Clips	466
Fusion Jointing Machines	469
Accessories and Tools for Installation and Jointings	498
General Conditions	499

PROGEF Standard



- Pipes
- Socket Fusion System
- Butt Fusion System

PROGEF® Standard

Pressure/temperature diagram for PP

PP-H

The following pressure/temperature diagrams for PP-H pipes and fittings are valid for a lifetime of 25 years.

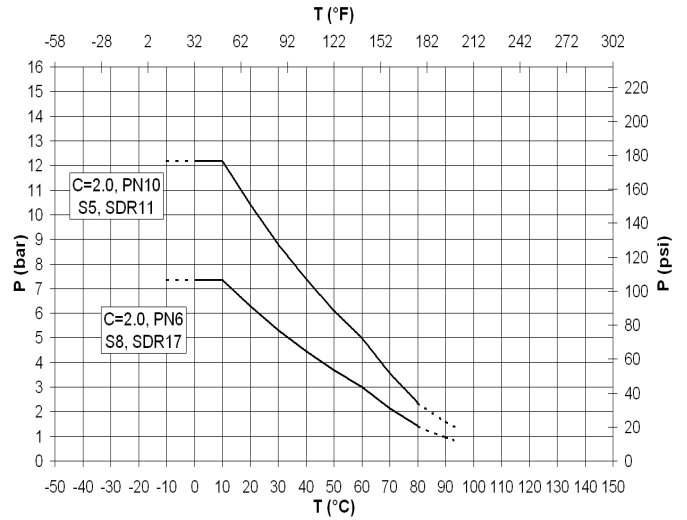
The design factor of 2.0 recommended by GF is incorporated.

They can be used for water or media resembling water, in other words, media which have no derating factor regarding the chemical resistance.

Remark: Please take into account the pressure/temperature diagrams for valves and special fittings. Because of the construction and/or sealing material used, differences are possible when compared with pipes and fittings. This information can be found in the planning fundamentals of the relevant types of valves, respectively special fittings.

According to the 10 °C line in the hydrostatic strength curve for PP-H, a permissible pressure of 12.2 bar / 7.4 bar in the temperature range of -10° to +10° C for the PN10 / PN6 system can be applied.

In case of applications with temperatures in the range of the dotted lines please contact your GF representative.



P Permissible pressure in bar, psi

T Temperature in °C, °F

PROGEF Standard – System Specification











Material	Beta PP-H 100 (Beta Polypropylene Homopolymer) d16 – d225	State-of-the-art PP (Polypropylene) d250 – d500
Colour	RAL 7032 pebble grey	RAL 7032 pebble grey
Density	~0.90g/cm ³ (ISO 1183/ASTM D792)	~0.90g/cm ³ (ISO 1183 / ASTM D792)
Surface tension	31 mJ/m ²	24 mJ/m ²
Linear expansion coefficient	0.16 mm/mK (DIN 53752)	0.16-0.18 mm/mK (DIN 53752)
E-modulus	1300 N/mm ² (ISO 527/ASTM D790)	900 N/mm ² (ISO 527/ASTM D790)
Thermal conductivity	0.23 W/mK (EN 12664)	0.23 W/mK (EN 12664)
Surface resistivity	> 10 ¹⁶ Ω (IEC 60093)	> 10 ¹⁶ Ω (IEC 60093)
Dimension	d16 – d500 in accordance to EN ISO 15494	
Pressure Rating	Pipes/Fittings/Diaphragm and ball valves: d16 – d225 SDR11, PN10, c=2.0 d50 – d225 SDR17.6, PN6, c=2.0 Butterfly valves: d63–d225, PN10 / d280, PN8 / d315, PN8	Pipes/Fittings: d250 – d500 SDR11, PN10, c=2.0 d250 – d500 SDR17.6, PN6, c=2.0
Temperature Rating	From 0°C to 80°C (32°F – 176°F)	
Production	Fittings: injection moulded or segment welded Pipes: extruded Valves: injection moulded	
Marking	All components are embossed with a permanent identification during the production process to ensure full traceability: Lot No Material Dimension Pressure Rating	
Testing and Inspection (EN ISO 15494)	Visual inspection Surface finish Dimension tolerance Pressure testing Full product range passed the Initial Type Test (ITT)	
Material- and Product Approvals/Conformance⁽¹⁾	FDA CFR 21 177.1520 USP 25 class VI (physiological non-toxic) DIBt (Z-40.23-4, Z-40.23-264, Z – 40.23-265) DNV (K-2630, K – 2636) Lloyd's Register (01/ 20030(E1))	
Welding Technology	Socket fusion (DVS 2207 - 11): d16 - d110 IR Plus, infrared fusion (DVS 2207 - 6): d20 - d225 Butt fusion (DVS 2207-11): d20 - d500	
Documentation⁽²⁾	EN 10204 2.2 / EN 10204 3.1	
Packing	Pipes and fittings bulk bagged	
Labeling	Brand Name Product Description Code Number Material Dimension CE-labeling ⁽³⁾ Approvals	
Main Applications	PROGEF has been relied to be highly resistant to impact, abrasion and many chemicals. Suitable for industrial applications in chemical production, chemical distribution, galvanisation and power stations.	

⁽¹⁾ For thermoplastic material only

⁽²⁾ On request

⁽³⁾ From 2008 on

PROGEF Standard Pipes, Fittings, Unions, Flanges and Flange Adaptors

		Page
	PP-H Pipes	14
	Fittings for Socket Fusion	16
	Adaptor Fittings for Socket Fusion	20
	Unions for Socket Fusion	23
	Adaptor Unions for Socket Fusion	26
	Flange Adaptors, Flanges and Gaskets for Socket Fusion	31
	Fittings for Butt Fusion	36
	Adaptor Fittings for Butt Fusion	47
	Unions for Butt Fusion	51
	Flange Adaptors, Flanges and Gaskets for Butt Fusion	57

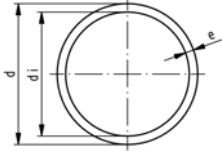
PP-H Pipes

67 48 07

PROGEF Standard, Pipes, S5/SDR11 (PN10)



Model:

- Material: PP-H
- Dimension: DIN 8077
- Colour: RAL 7032 gravel grey
- Length: Lengths of 5 m



* In these two sizes, stiffeners Code No. 727 900 006 (20 x 1,9) ad 727 900 007 (25 x 2,3) must be used with socket fusion joints.

¹Traded product, not +GF+ labelled

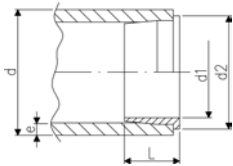
d [mm]	PN	Code	kg/m	e [mm]	di [mm]
16	10	167 480 710	0.080	1,8	12.4
*20	10	167 480 711	0.107	1,9	16.2
*25	10	167 480 712	0.164	2,3	20.4
32	10	167 480 713	0.261	2,9	26.2
40	10	167 480 714	0.412	3,7	32.6
50	10	167 480 715	0.638	4,6	40.8
63	10	167 480 716	1.010	5,8	51.4
75	10	167 480 717	1.410	6,8	61.4
90	10	167 480 718	2.030	8,2	73.6
110	10	167 480 719	3.010	10,0	90.0
125	10	167 480 720	3.910	11,4	102.2
140	10	167 480 721	4.870	12,7	114.6
160	10	167 480 722	6.380	14,6	130.8
180	10	167 480 723	8.070	16,4	147.2
200	10	167 480 724	9.950	18,2	163.6
225	10	167 480 725	12.600	20,5	184.0
250	10	167 480 726	15.500	22,7	224.6
280	10	167 480 727	19.400	25,4	229.2
315	10	167 480 728	24.600	28,6	257.8
355	10	167 480 729	31.200	32,2	290.6
400	10	167 480 730	39.600	36,3	327.4
 1450	10	167 480 731	32.500	40,9	368.2
 1500	10	167 480 732	40.200	45,4	409.2

27 90 00

PROGEF Standard, Stiffeners

Model:

- Material: PP-H
- Used as support during d20 and d25 socket fusion jointing to prevent the pipe from collapsing during the heating and jointing process.

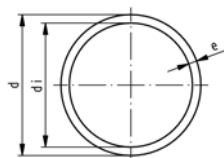


d [mm]	e [mm]	Code	kg	L [mm]	d1 [mm]	d2 [mm]
20	1,9	727 900 006	0.002	10	14	18
25	2,3	727 900 007	0.003	11	18	23

67 48 10

PROGEF Standard, Pipes S3,2/SDR7,4 (PN16)**Model:**

- Material: Polypropylene (PP-H) DIN 8078
- Dimension: DIN 8077
- Colour: RAL 7032 gravel grey
- Length: Lengths of 5 m
- for socket fusion without stiffeners

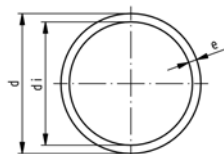




d [mm]	PN	Code	kg/m	e [mm]	di [mm]
20	16	167 481 028	0.148	2,8	14.4
25	16	167 481 029	0.230	3,5	18.0

67 48 06

PROGEF Standard, Pipes, S8,3/SDR17,6 (PN6)**Model:**

- Material: PP-H
- Dimension: DIN 8077
- Colour: RAL 7032 gravel grey
- Length: Lengths of 5 m

¹Traded product, not +GF+ labelled

d [mm]	Code	kg/m	e [mm]	di [mm]
50	167 480 680	0.422	2,9	44.2
63	167 480 681	0.659	3,6	55.8
75	167 480 682	0.935	4,3	66.4
90	167 480 683	1.330	5,1	79.8
110	167 480 684	1.990	6,3	97.4
125	167 480 685	2.550	7,1	110.8
140	167 480 686	3.200	8,0	124.0
160	167 480 687	4.170	9,1	141.8
180	167 480 688	5.250	10,2	159.6
200	167 480 689	6.500	11,4	187.2
225	167 480 690	8.190	13	199.0
250	167 480 691	10.100	14,2	221.6
280	167 480 692	12.600	15,9	248.2
315	167 480 693	16.000	17,9	279.2
355	167 480 694	20.300	20,1	314.8
400	167 480 695	25.700	22,7	354.6
 450	167 480 696	32.500	25,5	399.0
 500	167 480 697	40.200	28,4	443.2

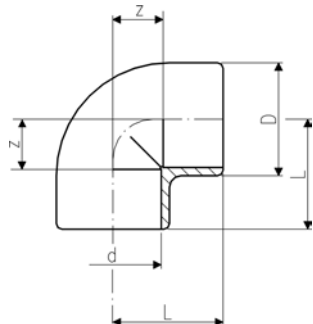
Fittings for Socket Fusion

PROGEF Standard, Elbows 90°

27 10 01

Model:

- Material: PP-H



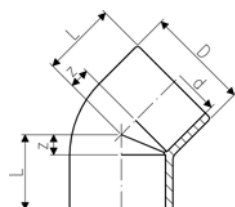
d [mm]	PN	Code	kg	D [mm]	L [mm]	z [mm]
16	10	727 100 105	0.015	26	25	12
20	10	727 100 106	0.020	31	28	14
25	10	727 100 107	0.029	36	32	16
32	10	727 100 108	0.044	44	38	20
40	10	727 100 109	0.074	54	44	24
50	10	727 100 110	0.128	66	51	28
63	10	727 100 111	0.230	82	62	35
75	10	727 100 112	0.317	93	76	45
90	10	727 100 113	0.512	110	88	53
110	10	727 100 114	0.874	134	106	65

27 15 01

PROGEF Standard, Elbows 45°

Model:

- Material: PP-H



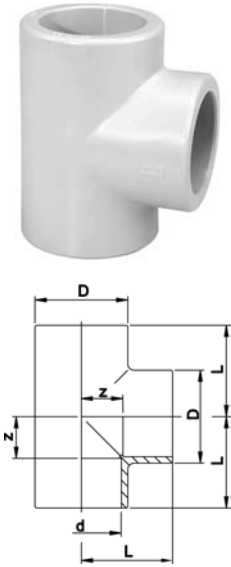
d [mm]	PN	Code	kg	D [mm]	L [mm]	z [mm]
16	10	727 150 105	0.008	23	20	7
20	10	727 150 106	0.016	31	21	7
25	10	727 150 107	0.024	36	24	8
32	10	727 150 108	0.036	44	28	10
40	10	727 150 109	0.059	53	33	13
50	10	727 150 110	0.084	64	36	13
63	10	727 150 111	0.185	82	43	16
75	10	727 150 112	0.234	93	51	20
90	10	727 150 113	0.405	114	58	23
110	10	727 150 114	0.657	134	68	27

27 20 01

PROGEF Standard, Tees 90° equal

Model:

- Material: PP-H



d [mm]	PN	Code	kg	D [mm]	L [mm]	z [mm]
16	10	727 200 105	0.019	26	25	12
20	10	727 200 106	0.027	31	28	14
25	10	727 200 107	0.038	36	32	16
32	10	727 200 108	0.058	44	38	20
40	10	727 200 109	0.094	54	44	24
50	10	727 200 110	0.158	66	51	28
63	10	727 200 111	0.288	82	62	35
75	10	727 200 112	0.380	93	76	45
90	10	727 200 113	0.739	114	88	53
110	10	727 200 114	1.070	134	106	65

27 91 01

PROGEF Standard, Sockets equal

Model:

- Material: PP-H



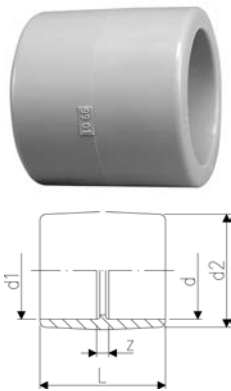
d [mm]	PN	Code	kg	D [mm]	L [mm]	z [mm]
16	10	727 910 105	0.010	26	33	7
20	10	727 910 106	0.013	31	35	7
25	10	727 910 107	0.019	36	39	7
32	10	727 910 108	0.026	44	43	7
40	10	727 910 109	0.042	54	48	8
50	10	727 910 110	0.075	66	54	8
63	10	727 910 111	0.129	82	62	8
75	10	727 910 112	0.144	93	70	8
90	10	727 910 113	0.257	112	81	11
110	10	727 910 114	0.405	134	96	14

27 91 30

Adaptor Sockets, PP-H metric - Inch BS

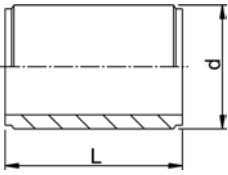
Model:

- Material: PP-H
- With fusion socket metric and BS Inch (ASTM)



d [mm]	d1 [inch]	PN	Code	kg	d2 [mm]	L [mm]	z [mm]
20	1/2	10	727 913 006	0.013	31	35	7
25	3/4	10	727 913 007	0.010	36	39	7
32	1	10	727 913 008	0.025	44	43	7
40	1 1/4	10	727 913 009	0.040	54	48	8
50	1 1/2	10	727 913 010	0.100	66	54	8
63	2	10	727 913 011	0.130	82	62	8
90	3	10	727 913 013	0.260	112	81	10
110	4	10	727 913 014	0.389	134	96	12

27 91 09

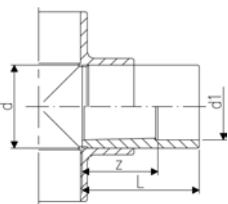
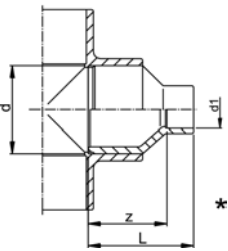
PROGEF Standard, Barrel Nipples**Model:**

- Material: PP-H
- With fusion sockets on both sides
- For the shortest possible distance between fittings
- Overall length $L = 2 \times$ fusion length

* In these two sizes, stiffeners Code No. 727 900 006 (20 x 1,9) ad 727 900 007 (25 x 2,3) must be used with socket fusion joints.

d [mm]	PN	Code	kg	L [mm]	e [mm]
*20	10	727 910 906	0.005	37	1.9
*25	10	727 910 907	0.006	41	2.3
32	10	727 910 908	0.010	45	2.9
40	10	727 910 909	0.017	50	3.7
50	10	727 910 910	0.029	55	4.6
63	10	727 910 911	0.058	64	5.8
75	10	727 910 912	0.096	76	6.8
90	10	727 910 913	0.167	90	8.2
110	10	727 910 914	0.305	108	10.0

27 91 03

PROGEF Standard, Reducers**Model:**

- Material: PP-H

Note:

- * Fusion spigot and socket

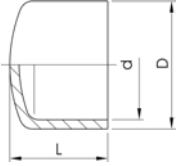
d [mm]	d1 [mm]	PN	Code	kg	L [mm]	z [mm]
20	16	10	727 910 334	0.009	35	22
25	16	10	727 910 338	0.010	38	25
25	20	10	727 910 337	0.014	37	23
32	20	10	727 910 342	0.016	43	29
32	25	10	727 910 341	0.020	43	27
*40	20	10	727 910 348	0.022	48	34
*40	25	10	727 910 347	0.026	48	32
40	32	10	727 910 346	0.031	48	30
*50	20	10	727 910 355	0.034	54	40
*50	25	10	727 910 354	0.035	54	38
*50	32	10	727 910 353	0.040	54	36
50	40	10	727 910 352	0.047	54	34
*63	25	10	727 910 361	0.058	64	48
*63	32	10	727 910 360	0.061	64	46
*63	40	10	727 910 359	0.068	64	44
63	50	10	727 910 358	0.082	64	41
75	63	10	727 910 364	0.098	62	35
*90	63	10	727 910 371	0.181	88	61
90	75	10	727 910 370	0.134	70	39
110	90	10	727 910 376	0.247	81	46

27 96 01

PROGEF Standard, End Caps

Model:

- Material: PP-H



d [mm]	PN	Code	kg	D [mm]	L [mm]
16	10	727 960 105	0.006	25	20
20	10	727 960 106	0.010	30	27
25	10	727 960 107	0.015	36	30
32	10	727 960 108	0.024	44	34
40	10	727 960 109	0.036	53	38
50	10	727 960 110	0.061	65	44
63	10	727 960 111	0.098	80	51
75	10	727 960 112	0.146	91	65
90	10	727 960 113	0.273	111	77
110	10	727 960 114	0.417	137	93

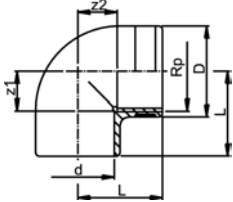
Adaptor Fittings for Socket Fusion

27 10 02

PROGEF Standard, Elbows 90°, metric - Rp

Model:

- Material: PP-H
- With fusion socket metric and parallel female thread Rp, reinforced
- Connection to plastic or metal
- Reinforcing ring stainless (A2)
- Do not use thread sealing pastes that are harmful to PP



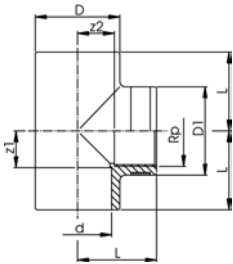
d [mm]	Rp [inch]	PN	Code	kg	D [mm]	L [mm]	z1 [mm]	z2 [mm]
20	1/2	10	727 100 206	0.022	30	28	14	14
25	3/4	10	727 100 207	0.029	35	32	16	16
32	1	10	727 100 208	0.054	44	38	20	20
40	1 1/4	10	727 100 209	0.087	54	44	24	24

27 20 02

PROGEF Standard, Tees 90°, metric - Rp

Model:

- Material: PP-H
- Line, with fusion socket metric
- Branch, with BSP parallel female thread Rp, reinforced
- Connection to plastic or metal
- Reinforcing ring stainless (A2)
- Do not use thread sealing pastes that are harmful to PP



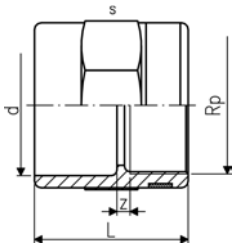
d [mm]	Rp [inch]	PN	Code	kg	D [mm]	L [mm]	z1 [mm]	z2 [mm]
20	1/2	10	727 200 206	0.030	31	28	14	14
25	3/4	10	727 200 207	0.042	36	32	16	16
32	1	10	727 200 208	0.069	44	38	20	20
40	1 1/4	10	727 200 209	0.107	54	44	24	24

27 91 02

PROGEF Standard, Adaptor Sockets, metric - Rp

Model:

- Material: PP-H
- With fusion socket metric and parallel female thread Rp, reinforced
- Connection to plastic or metal
- Reinforcing ring stainless (A2)
- Do not use thread sealing pastes that are harmful to PP



d [mm]	Rp [inch]	PN	Code	kg	L [mm]	s [mm]	z [mm]
20	3/8	10	727 910 205	0.017	35	32	7
20	1/2	10	727 910 206	0.017	40	32	7
25	3/4	10	727 910 207	0.023	42	36	7
32	1	10	727 910 208	0.038	48	46	7
40	1 1/4	10	727 910 209	0.056	53	55	7
50	1 1/2	10	727 910 210	0.089	54	65	9
63	2	10	727 910 211	0.137	62	80	9

27 91 42

Adaptor Sockets, PP-H metric - NPT

Model:

- Material: PP-H
- With fusion socket metric and NPT tapered female thread, reinforced
- Connection to plastic or metal
- Reinforcing ring stainless (A2)
- Do not use thread sealing pastes that are harmful to PP



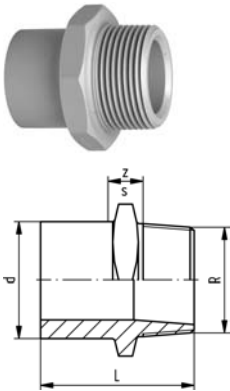
d [mm]	NPT [inch]	PN	Code	kg	L [mm]	s [mm]	z [mm]
20	1/2	10	727 914 266	0.017	40	32	7
25	3/4	10	727 914 267	0.023	42	36	7
32	1	10	727 914 268	0.038	48	46	7
40	1 1/4	10	727 914 269	0.056	53	55	7
50	1 1/2	10	727 914 270	0.092	54	65	9
63	2	10	727 914 271	0.146	62	80	9

27 91 05

PROGEF Standard, Adaptor Nipples, metric - R

Model:

- Material: PP-H
- With fusion spigot metric and BSP tapered male thread
- Connection to plastic thread only
- Do not use thread sealing pastes that are harmful to PP



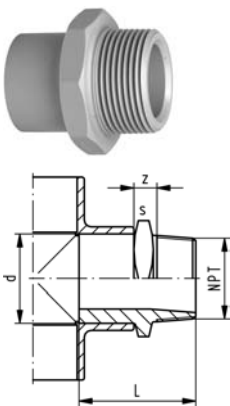
d [mm]	R [inch]	PN	Code	kg	L [mm]	s [mm]	z [mm]
16	3/8	10	727 910 505	0.008	37	27	13
20	1/2	10	727 910 506	0.012	42	32	13
25	3/4	10	727 910 507	0.016	46	36	13
32	1	10	727 910 508	0.027	52	46	12
40	1 1/4	10	727 910 509	0.041	56	55	14
50	1 1/2	10	727 910 510	0.062	60	65	15
63	2	10	727 910 511	0.100	69	80	16

27 91 45

PROGEF Standard, Adaptor Nipples metric - NPT

Model:

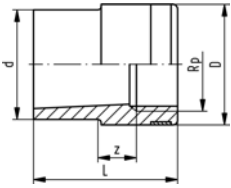
- Material: PP-H
- With fusion spigot metric and NPT tapered male thread
- Connection to plastic thread only
- Do not use thread sealing pastes that are harmful to PP



d [mm]	NPT [inch]	PN	Code	kg	s [mm]	L [mm]	z [mm]
16	3/8	10	727 914 555	0.008	27	37	13
20	1/2	10	727 914 556	0.012	32	42	13
25	3/4	10	727 914 557	0.016	36	46	13
32	1	10	727 914 558	0.027	46	52	12
40	1 1/4	10	727 914 559	0.041	55	56	14
50	1 1/2	10	727 914 560	0.100	65	60	15
63	2	10	727 914 561	0.185	80	69	16

27 91 04

PROGEF Standard, Reducing Bushes metric - Rp



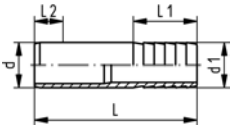
Model:

- Material: PP-H
- With fusion spigot metric and BSP parallel female thread, reinforced
- Connection to plastic or metal
- Reinforcing ring stainless (A2)
- Do not use thread sealing pastes that are harmful to PP

d [mm]	Rp [inch]	PN	Code	kg	L [mm]	z [mm]
20	¼	10	727 910 433	0.008	36	7
20	⅜	10	727 910 434	0.011	36	7
25	½	10	727 910 437	0.015	45	6
32	¾	10	727 910 441	0.023	47	8
40	1	10	727 910 446	0.039	53	9
50	1 ¼	10	727 910 452	0.061	55	10

27 96 04

PROGEF Standard, Hose Connectors metric



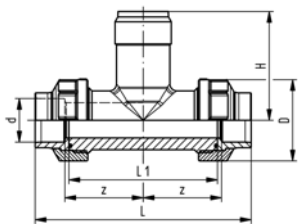
Model:

- Material: PP-H
- With socket fusion spigot metric and parallel hose connection

d [mm]	d1 [mm]	PN	Code	kg	L [mm]	L1 [mm]	L2 [mm]
20	20	10	727 960 406	0.009	78	27	14
25	25	10	727 960 407	0.015	91	36	16
32	32	10	727 960 408	0.026	100	36	18
40	40	10	727 960 409	0.040	104	42	20
50	50	10	727 960 410	0.061	90	48	23
63	60	10	727 960 411	0.096	100	50	27

33 31 00

Installation Fitting Type 310, PE80 for Socket Systems metric



Model:

- For Signet Paddlewheel Sensors Type -X0 (104 mm)
- Body and union nut PP-H
- Union end with fusion socket PE80

d [mm]	DN [mm]	PN	EPDM Code	FPM Code	kg
20	15	10	733 310 006	733 310 036	0.136
25	20	10	733 310 007	733 310 037	0.190
32	25	10	733 310 008	733 310 038	0.250
40	32	10	733 310 009	733 310 039	0.356
50	40	10	733 310 010	733 310 040	0.510
63	50	10	733 310 011	733 310 041	0.800

d [mm]	DN [mm]	D [mm]	z [mm]	L [mm]	L1 [mm]	H [mm]	Sensor Type
20	15	48	50	128	90	76	X0
25	20	58	55	142	100	78	X0
32	25	65	60	156	110	81	X0
40	32	79	60	160	110	85	X0
50	40	91	65	176	120	89	X0
63	50	105	70	194	130	95	X0

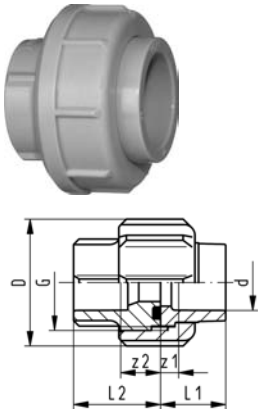
Unions for Socket Fusion

EPDM 27 51 01
FPM 27 52 01

PROGEF Standard, Unions, metric

Model:

- Material: PP-H
- With fusion sockets metric
- D75-110 with new thread geometry, now rated PN10 up to d110
- Jointing face: with O-ring groove
- **For the dimensions d75-110 please see instructions for the installation**



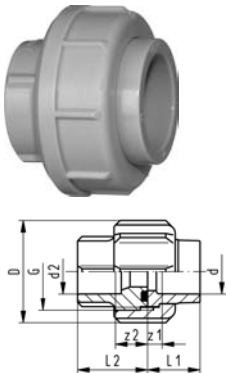
d [mm]	PN	EPDM Code	FPM Code	kg	D [mm]	G [inch]	L1 [mm]	L2 [mm]	z [mm]	z1 [mm]
16	10	727 510 155	727 520 155	0.020	35	3/4	18	24	5	11
20	10	727 510 156	727 520 156	0.038	48	1	19	26	5	12
25	10	727 510 157	727 520 157	0.062	58	1 1/4	21	28	5	12
32	10	727 510 158	727 520 158	0.079	65	1 1/2	23	30	5	12
40	10	727 510 159	727 520 159	0.137	79	2	25	34	5	14
50	10	727 510 160	727 520 160	0.180	91	2 1/4	28	39	5	16
63	10	727 510 161	727 520 161	0.312	111	2 3/4	32	47	5	20
75	10	727 510 172	727 520 172	0.450	135	S107,5x3,6	36	51	5	20
90	10	727 510 173	727 520 173	0.645	158	S127,5x3,6	42	55	7	20
110	10	727 510 174	727 520 174	1.020	188	S152,5x3,6	49	54	7	12

27 51 30

PROGEF Standard, Adapter Unions, metric - Inch BS (ASTM)

Model:

- Material: PP-H
- With fusion sockets metric
- Jointing face: with O-ring groove



d [mm]	d2	PN	Code	kg	D [mm]	G [inch]	L1 [mm]	L2 [mm]	z1 [mm]	z2 [mm]
20	1/2	10	727 513 006	0.036	48	1	19	26	5	12
25	3/4	10	727 513 007	0.060	58	1 1/4	21	28	5	12
32	1	10	727 513 008	0.079	65	1 1/2	23	30	5	12
40	1 1/4	10	727 513 009	0.112	79	2	25	34	5	14
50	1 1/2	10	727 513 010	0.182	91	2 1/4	28	39	5	16
63	2	10	727 513 011	0.315	111	2 3/4	32	47	5	20

Instructions for the installation of unions in PP, PE d 75, d 90 and d 110

The newest generation of plastic unions in the above materials and dimensions has been fitted with a state-of-the-art, plastics-oriented buttress thread. You therefore have a product in which the nominal pressure and the safety reserve have been dramatically increased. Also new are the butt fusion versions. In this connection, there are a few points which you must be aware of.

Caution

- ① The threads of the union nut and bush have been reworked for PP, PVDF and PE! When using individual parts, please check prior to installation if the threads of the union bush and the union nut coincide.



Union bush with trapezoid thread on union nut with trapezoid thread
or
Union bush with buttress thread on union nut with buttress thread

Tip

To make installation of the union easier, wet the union nut.

- ② For the dimensions d 90 and d 110 we advise fusing the complete union, if possible (or slide the union nut to the collar of the union end) because after fusion the union nut cannot be slid over the fusion bead. (Fig. 1)
- ③ For design reasons, it is theoretically possible to combine different nominal diameters of union ends and nuts. To make sure combinations are technically correct, you can find the code numbers of the single parts and spare parts for each union in the Tables 1-3.

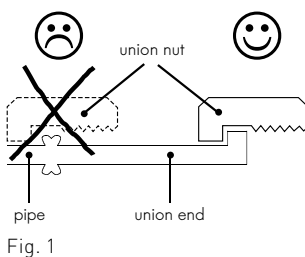


Fig. 1

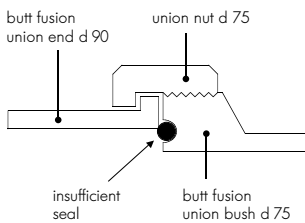


Fig. 2

Caution

Only use union bushes and union ends with the same nominal diameter!

A butt fusion union bush d 75 may not be combined with a butt fusion union end d 90 to form a reducer because this can cause leakage, as illustrated to the left. (Fig. 2)

Markings on the union nuts

SF/MS = socket fusion, BF/ST = butt fusion

SF/MS 75 specified for socket fusion d 75
BF/ST 75-90 specified for butt fusion d 75-75 and d 90-90

SF/MS 90 specified socket fusion d 90
BF/ST 110 specified butt fusion d 110

110 specified for socket fusion d 110

Tip

We recommend changing materials only for the union end for installation reasons.

Selection tables for single parts and spare parts



Butt fusion

Socket fusion

Table 1

Single parts for **PP-H** unions d 75, d 90 and d 110

d	BF/ST	SF/MS	SDR	PN	Code union end	Code union bush	Code union nut*
75	==		11	10	727 608 512	727 648 512	727 690 422
			17.6	6	727 608 412	727 648 412	727 690 422
			—	10	727 600 112	727 640 172	727 690 422
90	==		11	10	727 608 513	727 648 513	727 690 422
			17.6	6	727 608 413	727 648 413	727 690 422
			—	10	727 600 113	727 640 173	727 690 423
110	==		11	10	727 608 514	727 648 514	727 690 423
			17.6	6	727 608 414	727 648 414	727 690 423
			—	10	727 600 114	727 640 174	727 690 424

Table 2

Single parts for **PE 100** unions d 75, d 90 and d 110

d	BF/ST	SF/MS	SDR	PN	Code union end	Code union bush	Code union nut*
75	==		11	10	753 608 612	753 648 612	727 690 442
			17.6	10	753 608 412	753 648 412	727 690 442
90	==		11	10	753 608 613	753 648 613	727 690 442
			17.6	10	753 608 413	753 648 413	727 690 442
110	==		11	10	753 608 614	753 648 614	727 690 443
			17.6	10	753 608 414	753 648 414	727 690 443

Table 3

O-Rings for PP-H, PE 100

d	BF/ST	SF/MS	SDR	PN	Code O-Ring EPDM ¹	Code O-Ring FPM ¹
75	==			16	748 410 013	749 410 013
				16	748 410 014	749 410 014
90	==			16	748 410 014	749 410 014
				16	748 410 015	749 410 015
110	==			16	748 410 015	749 410 015
				16	748 410 016	749 410 016

* Union nuts overlap several dimensions

¹ Flange adaptor O-rings, one size smaller in nominal dimensions, are used for the d 75–110 butt-fusion unions

Adaptor Unions for Socket Fusion

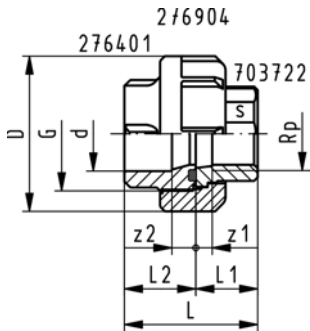
27 53 03

Adaptor Unions, PP-H / malleable iron metric - Rp



Model:

- Union Nut: PP-H
- Union Bush: fusion socket PP-H metric
- Union End: malleable iron with parallel female thread Rp
- Gasket: O-Ring EPDM No. 48 41 00



d [mm]	Rp [inch]	Code	kg	D [mm]	L [mm]	L1 [mm]	L2 [mm]	z1 [mm]	z2 [mm]	G [inch]	s [mm]
20	1/2	727 530 306	0.073	43	48	22	26	9	10	1	25
25	3/4	727 530 307	0.118	51	50	22	28	7	10	1 1/4	31
32	1	727 530 308	0.199	58	56	26	30	9	10	1 1/2	38
40	1 1/4	727 530 309	0.276	72	65	31	34	12	12	2	48
50	1 1/2	727 530 310	0.357	83	72	33	39	14	14	2 1/4	54
63	2	727 530 311	0.579	100	82	35	47	11	18	2 3/4	67

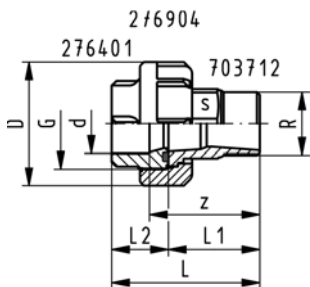
27 53 08

Adaptor Unions, PP-H / malleable iron metric - R



Model:

- Union Nut: PP-H
- Union Bush: fusion socket PP-H metric
- Union End: malleable iron with taper male thread R
- Gasket: O-Ring EPDM No. 48 41 00



d [mm]	R [inch]	Code	D [mm]	L [mm]	L1 [mm]	L2 [mm]	z [mm]	G [inch]	s [mm]
20	1/2	727 530 806	43	66	40	26	50	1	25
25	3/4	727 530 807	51	71	43	28	53	1 1/4	31
32	1	727 530 808	58	78	48	30	58	1 1/2	38
40	1 1/4	727 530 809	72	91	57	34	69	2	48
50	1 1/2	727 530 810	83	98	59	39	73	2 1/4	54
63	2	727 530 811	100	109	62	47	80	2 3/4	67

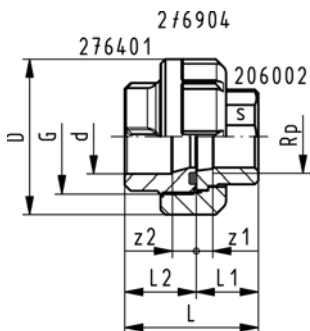
27 55 03

Adaptor Unions, PP-H / Brass metric - Rp



Model:

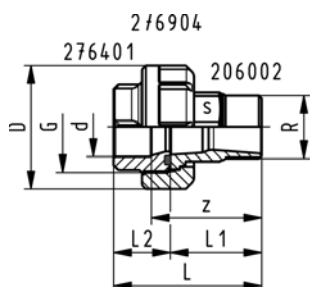
- Union Nut: PP-H
- Union Bush: fusion socket PP-H metric
- Union End: brass with parallel female thread Rp
- Gasket: O-Ring EPDM No. 48 41 00



d [mm]	Rp [inch]	PN	Code	D [mm]	L [mm]	L1 [mm]	L2 [mm]	z1 [mm]	z2 [mm]	G [inch]	s [mm]
20	1/2	10	727 550 306	48	48	22	26	10	10	1	25
25	3/4	10	727 550 307	58	50	22	28	6	10	1 1/4	31
32	1	10	727 550 308	65	57	27	30	8	10	1 1/2	38
40	1 1/4	10	727 550 309	79	65	31	34	10	12	2	48
50	1 1/2	10	727 550 310	91	69	30	39	9	14	2 1/4	54
63	2	10	727 550 311	105	81	34	47	8	18	2 3/4	67

27 55 08

Adaptor Unions, PP-H / Brass metric - R



Model:

- Union Nut: PP-H
- Union Bush: fusion socket PP-H metric
- Union End: brass with taper male thread R
- Gasket: O-Ring EPDM No. 48 41 00

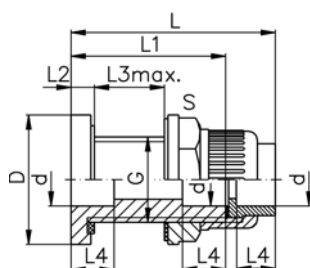
d [mm]	R [inch]	PN	Code	D [mm]	L [mm]	L1 [mm]	L2 [mm]	z [mm]	G [inch]	s [mm]
20	1/2	10	727 550 806	48	63	37	26	47	1	25
25	3/4	10	727 550 807	58	68	40	28	50	1 1/4	31
32	1	10	727 550 808	65	73	43	30	53	1 1/2	38
40	1 1/2	10	727 550 809	79	82	48	34	60	2	48
50	1 1/2	10	727 550 810	91	89	50	39	64	2 1/4	54
63	2	10	727 550 811	105	104	57	47	75	2 3/4	67

67 05 02

Tank Adaptors, PP

Model:

- Material: PP-H
- End connection: Union with fusion socket metric
- Gasket: flat gasket EPDM



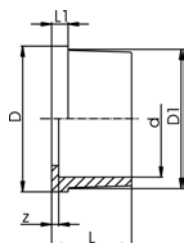
d [mm]	Code	kg	G [inch]	D [mm]	L [mm]	L1 [mm]	L2 [mm]	L3 max [mm]	L4 [mm]	s [mm]	Diameter of bore in tank side [mm]
20	167 050 226	0.083	1	56	89	67	11	30	16	38	35
25	167 050 227	0.135	1 1/4	65	96	72	12	32	18	47	43
32	167 050 228	0.158	1 1/2	70	100	75	12	33	20	53	49
40	167 050 229	0.305	2	95	106	78	12	32	22	75	61
50	167 050 230	0.325	2 1/4	95	112	82	13	32	25	75	67
63	167 050 231	0.325	2 3/4	115	112	87	13	33	29	101	83

27 60 01

Union Ends, PP-H

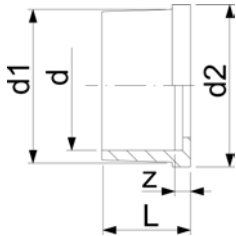
Model:

- Material: PP-H
- With fusion sockets metric
- Suitable for unions, diaphragm valves Type 314, tank adaptors and Vortex sensors



d [mm]	PN	Code	kg	D [mm]	D1 [mm]	L [mm]	L1 [mm]	z [mm]
16	10	727 600 105	0.004	24	22	18	4	3
20	10	727 600 106	0.006	30	28	19	5	3
25	10	727 600 107	0.011	39	36	21	5	3
32	10	727 600 108	0.014	45	42	23	6	3
40	10	727 600 109	0.025	57	53	25	6	3
50	10	727 600 110	0.024	63	59	28	7	3
63	10	727 600 111	0.042	79	74	32	8	3
75	10	727 600 112	0.085	101	91	36	10	3
90	10	727 600 113	0.130	121	108	42	11	5
110	10	727 600 114	0.220	146	131	49	12	6

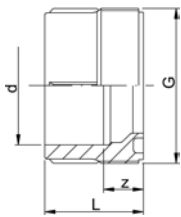
34 60 01

Union Ends, PE80**Model:**

- With fusion socket metric
- Suitable for unions, tank connectors and diaphragm valves Type 314

d [mm]	PN	Code	kg	d1 [mm]	d2 [mm]	L [mm]	L1 [mm]	z [mm]
20	10	734 600 106	0.006	28	30	19	5	5
25	10	734 600 107	0.012	36	39	21	5	5
32	10	734 600 108	0.015	42	45	23	6	5
40	10	734 600 109	0.026	53	57	25	6	5
50	10	734 600 110	0.027	59	63	28	7	5
63	10	734 600 111	0.045	74	79	32	8	5

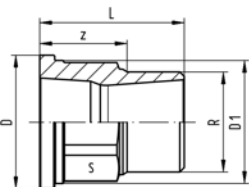
27 64 01

Union Bushes, PP-H**Model:**

- Material: PP-H
- With fusion sockets metric
- D75-110 with new thread geometry, now rated PN10 up to d110
- Jointing face: with O-ring groove
- **For the dimensions d75-110 please see instructions for the installation**

d [mm]	PN	Code	kg	G [inch]	L [mm]	z [mm]
16	10	727 640 155	0.006	3/4	24	11
20	10	727 640 156	0.011	1	26	12
25	10	727 640 157	0.018	1 1/4	28	12
32	10	727 640 158	0.024	1 1/2	30	12
40	10	727 640 159	0.040	2	34	14
50	10	727 640 160	0.052	2 1/4	39	16
63	10	727 640 161	0.096	2 3/4	47	20
75	10	727 640 172	0.080	S107,5x3,6	51	18
90	10	727 640 173	0.220	S127,5x3,6	55	18
110	10	727 640 174	0.289	S152,5x3,6	54	22

70 37 12

Union Ends, Malleable Iron Galvanized R**Model:**

- Union End: malleable iron with taper male thread R

d [mm]	R [inch]	Code	kg	D [mm]	D1 [mm]	L [mm]	z [mm]	s [mm]
20	1/2	724 600 806	0.085	30	27	40	25	23
25	3/4	724 600 807	0.147	39	36	43	27	30
32	1	724 600 808	0.210	44	41	48	29	36
40	1 1/4	724 600 809	0.315	56	52	57	36	48
50	1 1/2	724 600 810	0.411	62	58	59	37	54
63	2	724 600 811	0.665	78	73	62	36	66

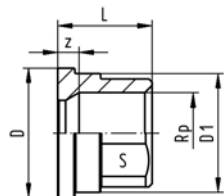
70 37 22

Union Ends, Malleable Iron Galvanized Rp



Model:

- Union End: malleable iron with parallel female thread Rp



d [mm]	Rp [inch]	Code	kg	D [mm]	D1 [mm]	L [mm]	z [mm]	s [mm]
20	1/2	724 600 206	0.058	30	27	22	9	25
25	3/4	724 600 207	0.096	39	36	22	7	31
32	1	724 600 208	0.127	44	41	26	9	38
32	1 1/4	724 600 209	0.204	56	52	31	12	48
50	1 1/2	724 600 210	0.268	62	58	33	14	54
63	2	724 600 211	0.443	78	73	35	11	67

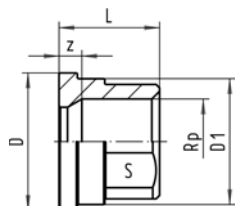
20 60 02

Union Ends, Brass Rp



Model:

- Union End: brass with parallel female thread Rp



d [mm]	Rp [inch]	Code	kg	D [mm]	D1 [mm]	z [mm]	L [mm]
20	1/2	720 600 206	0.059	30	28	7	22
25	3/4	720 600 207	0.094	39	36	6	22
32	1	720 600 208	0.138	45	42	8	27
40	1 1/4	720 600 209	0.250	56	53	10	31
50	1 1/2	720 600 210	0.282	62	59	10	30
63	2	720 600 211	0.480	78	74	8	34
75	2 1/2	720 600 212	0.796	100	91	8	38
90	3	720 600 213	1.238	121	110	7	40

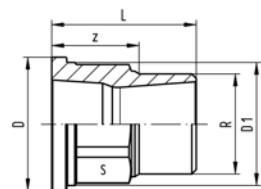
20 60 02

Union Ends, Brass R



Model:

- Union End: brass with taper male thread R



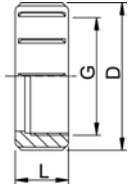
d [mm]	R [inch]	Code	kg	D [mm]	D1 [mm]	L [mm]	z [mm]	s [mm]
20	1/2	720 600 226	0.097	30	27	37	24	25
25	3/4	720 600 227	0.148	39	36	40	26	31
32	1	720 600 228	0.224	45	42	43	26	38
32	1 1/4	720 600 229	0.384	56	53	48	29	48
50	1 1/2	720 600 230	0.468	62	59	50	31	54
63	2	720 600 231	0.746	78	74	57	34	67
75	2 1/2	720 600 232	1.285	100	92	70	43	83
90	3	720 600 233	1.809	121	110	72	42	96

27 69 04

Union Nut, PP-GF

Model:

- PP glass-fibre reinforced



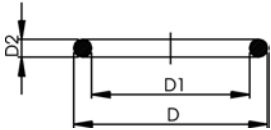
Socket Fusion d [mm]	Butt Fusion d [mm]	PN	G [inch]	Code	kg	D [mm]	L [mm]
16	16	10	3/4	727 690 405	0.008	35	21
20	20	10	1	727 690 406	0.021	48	24
25	25	10	1 1/4	727 690 407	0.034	58	26
32	32	10	1 1/2	727 690 408	0.042	65	28
40	40	10	2	727 690 409	0.045	79	31
50	50	10	2 1/4	727 690 410	0.060	91	35
63	63	10	2 3/4	727 690 411	0.168	111	39
75	75 - 90	10	S107,5x3,6	727 690 422	0.205	135	40
90	110	10	S127,5x3,6	727 690 423	0.288	158	43
110	-	10	S152,5x3,6	727 690 424	0.460	188	48

EPDM 48 41 00
FPM 49 41 00

O-Ring Gaskets

Model:

- For unions and adaptor unions
- Hardness approx. 65° Shore
- EPDM minimum temperature -40°C
- FPM minimum temperature -15°C

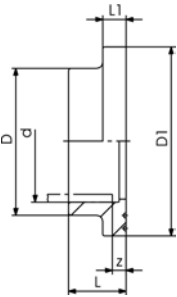


d [mm]	DN [mm]	EPDM Code	FPM Code	kg	D [mm]	D1 [mm]	D2 [mm]
16	10	748 410 005	749 410 005	0.002	21	16	3
20	15	748 410 006	749 410 006	0.002	27	20	4
25	20	748 410 007	749 410 007	0.002	35	28	
32	25	748 410 008	749 410 008	0.002	40	33	4
40	32	748 410 009	749 410 009	0.006	51	41	5
50	40	748 410 010	749 410 010	0.007	58	47	5
63	50	748 410 011	749 410 011	0.010	70	60	5
75	65	748 410 014	749 410 014	0.012	93	82	
90	80	748 410 015	749 410 015	0.015	112	101	
110	100	748 410 016	749 410 016	0.031	134	120	

Flange Adaptors, Flanges and Gaskets for Socket Fusion

27 79 02

PROGEF Standard, Flange Adaptor Jointing face flat/serrated



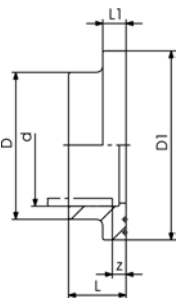
Model:

- Material: PP-H
- Counterpart: Flange Adaptor flat/serrated or with O-ring groove
- Connection: according to EN ISO 15494-1
- Gasket: Profile flange gasket EPDM No. 48 44 07, FPM No. 49 44 07
- Flanges: PP with steel core, No. 27 70 02, PP-V, No. 27 70 04

d [mm]	PN	Code	kg	D [mm]	D1 [mm]	L [mm]	L1 [mm]	z [mm]
20	10	727 790 206	0.011	27	45	19	7	5
25	10	727 790 207	0.022	33	58	21	9	5
32	10	727 790 208	0.033	41	68	23	10	5
40	10	727 790 209	0.046	50	78	25	11	5
50	10	727 790 210	0.062	61	88	28	12	5
63	10	727 790 211	0.090	76	102	32	14	5
75	10	727 790 212	0.163	90	122	36	16	5
90	10	727 790 213	0.233	108	138	42	17	7
110	10	727 790 214	0.319	131	158	48	18	7

27 79 02

PROGEF Standard, Flange Adaptor Jointing face serrated ANSI



Model:

- Material: PP-H
- Counterpart: Flange adaptor serrated
- Gasket: Profile flange gasket EPDM No. 48 44 05, FPM No. 49 44 05
- Flanges: PP with steel core, No. 27 70 02, PP-V, No 27 70 04

d [mm]	PN	Code	kg	D [mm]	D1 [mm]	L [mm]	L1 [mm]	z [mm]
25	10	727 790 257	0.019	33	54	21	7	5
32	10	727 790 258	0.028	41	63	23	7	5
40	10	727 790 259	0.040	50	73	25	8	5
50	10	727 790 260	0.053	61	82	28	8	5
90	10	727 790 263	0.233	108	133	36	16	5

27 70 04
27 70 05

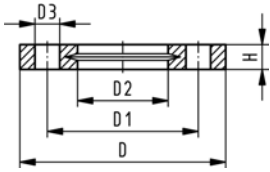
Backing Flanges, PP-V for Socket Systems metric

Model:

- Modern full-plastic flange PP-GF (30 % glass-fibre reinforced)
- With V-groove which applies force evenly on collar
- With integrated bolt retainers as an assembly aid
- Connecting dimension: ISO 7005, EN 1092, BS 4504, DIN 2501
- **Bolt circle PN 10**

¹⁾ Suitable for socket- and butt fusion systems (no pictograph on flange)

AL: number of holes



d [mm]	Inch	DN [mm]	PN	Code	kg	D [mm]	D1 [mm]	D2 [mm]	D3 [mm]	H [mm]	AL	SC
20		15	16	727 700 406	0.080	95	65	28	14	16	4	M12
25		20	16	727 700 407	0.100	105	75	34	14	17	4	M12
32		25	16	727 700 408	0.140	115	85	42	14	18	4	M12
40		32	16	727 700 409	0.220	140	100	51	18	20	4	M16
50		40	16	727 700 410	0.210	150	110	62	18	22	4	M16
63		50	16	727 700 411	0.380	165	125	78	18	24	4	M16
75		65	16	727 700 412	0.480	185	145	92	18	26	4	M16
90		80	16	727 700 413	0.520	200	160	110	18	27	8	M16
110		100	16	727 700 414	0.680	220	180	133	18	28	8	M16

27 70 14
27 70 15

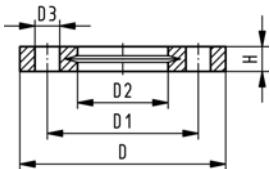
Backing Flanges, PP-V for Socket Systems Inch/ANSI

Model:

- Modern full-plastic flange PP-GF (30 % glass-fibre reinforced)
- With V-groove which applies force evenly on collar
- With integrated bolt-fixing as an assembly aid
- Connecting dimension: ANSI/ASME B 16.5 class 150, ASTM D 4024, BS 1560, BS EN 1759
- **Bolt circle class 150**

¹⁾ Suitable for socket- and butt fusion systems (no pictograph on flange)

AL: number of holes



Inch	DN [mm]	PN	Code	kg	D [mm]	D1 [mm]	D2 [mm]	D3 [mm]	H [mm]	AL	SC
1/2	15	16	727 701 406	0.080	95	60	28	16	16	4	M12
3/4	20	16	727 701 407	0.100	105	70	34	16	17	4	M12
1	25	16	727 701 408	0.140	115	79	42	16	18	4	M12
1 1/4	32	16	727 701 409	0.220	140	89	51	16	20	4	M16
1 1/2	40	16	727 701 410	0.210	150	98	62	16	22	4	M16
2	50	16	727 701 411	0.380	165	121	78	19	24	4	M16
2 1/2	65	16	727 701 412	0.480	185	140	92	19	26	4	M16
3	80	16	727 701 413	0.520	200	152	110	19	27	4	M16
4	100	16	727 701 414	0.680	229	190	133	19	28	8	M16

27 70 02

Backing Flanges, PP/Steel for Socket Systems metric



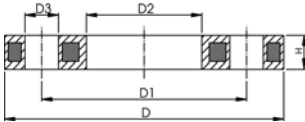
Model:

- PP-GF (30% glass-fibre reinforced) with steel ring
- Connecting dimension: ISO 7005, EN 1092, BS 4504, DIN 2501
- **Bolt circle PN 10**

¹ Connecting dimension: ISO 2536 DN125

* Connecting dimension: ISO 2536

AL: number of holes



d [mm]	d [inch]	DN [mm]	PN	Code	kg	D [mm]	D1 [mm]	D2 [mm]	D3 [mm]	H [mm]	AL	SC
20		15	16	727 700 206	0.220	95	65	28	14	12	4	M12
25		20	16	727 700 207	0.260	105	75	34	14	12	4	M12
32		25	16	727 700 208	0.430	115	85	42	14	16	4	M12
40		32	16	727 700 209	0.650	140	100	51	18	16	4	M16
50		40	16	727 700 210	0.820	150	110	62	18	18	4	M16
63		50	16	727 700 211	0.940	165	125	78	18	18	4	M16
75		65	16	727 700 212	1.300	185	145	92	18	18	4	M16
90		80	16	727 700 213	1.400	200	160	110	18	20	8	M16
110		100	16	727 700 214	1.560	220	180	133	18	20	8	M16

27 70 12

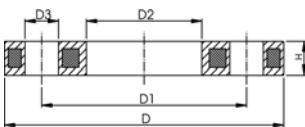
Backing Flanges, PP/Steel for Socket Systems Inch/ANSI



Model:

- For Flange Adaptors BS/ANSI
- Material: PP (30 % glass-fibre reinforced) with steel ring
- Connecting dimension: ANSI/ASME B 16.5 class 150, ASTM D 4024, BS 1560, BS EN 1759
- **Bolt circle class 150**
- DN100 and DN150: only for use with original metric flange adaptors

AL: number of holes



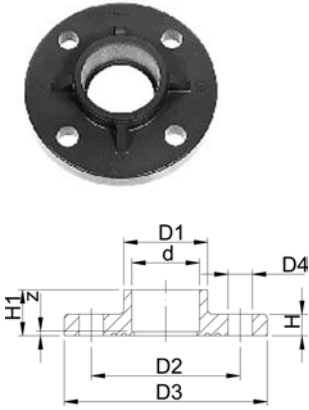
d [inch]	DN [mm]	d [mm]	PN	Code	kg	D1 [mm]	D2 [mm]	D3 [mm]	D [mm]	H [mm]	AL
½	15	20	16	727 701 206	0.210	60	28	16	95	12	4
¾	20	25	16	727 701 207	0.250	70	34	16	105	12	4
1	25	32	16	727 701 208	0.420	79	42	16	115	16	4
1 ¼	32	40	16	727 701 209	0.670	89	51	16	140	16	4
1 ½	40	50	16	727 701 210	0.860	98	62	16	150	18	4
2	50	63	16	727 701 211	0.930	121	78	19	165	18	4
2 ½	65	75	16	727 701 212	1.340	140	92	19	185	18	4
3	80	90	16	727 701 213	1.550	152	110	19	200	20	4
4	100	110	16	727 701 214	1.810	190	133	19	229	20	8

27 30 10
27 40 10

Fixed Flanges, PP-H metric Jointing Face flat

Model:

- With fusion socket metric
- Connecting dimension: ISO 7005 PN 10, EN 1092 PN 10, DIN 2501 PN 10, BS 4504 PN 10



AL: number of holes

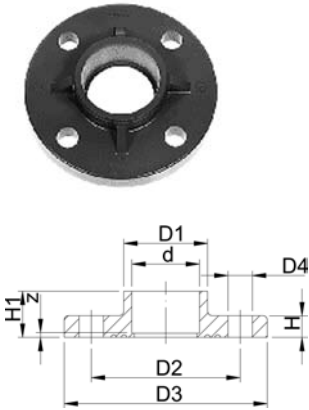
d [mm]	DN [mm]	Inch	PN	Code	kg	D1 [mm]	D2 [mm]	D3 [mm]	D4 [mm]	H [mm]	H1 [mm]	AL	z [mm]
20	15	1/2	10	727 730 106	0.069	27	65	94	14	12	19	4	5
25	20	3/4	10	727 730 107	0.094	33	75	103	14	13	21	4	5
32	25	1	10	727 730 108	0.129	40	85	115	14	14	23	4	5
40	32	1 1/4	10	727 730 109	0.203	50	100	138	18	15	25	4	5
50	40	1 1/2	10	727 730 110	0.246	61	110	148	18	16	27	4	5
63	50	2	10	727 730 111	0.330	76	125	163	18	18	31	4	5

27 30 10
27 40 10

Fixed Flanges, PP-H metric Combined jointing face: flat and serrated

Model:

- With fusion socket metric
- Connecting dimension: ISO 7005 PN 10, EN 1092 PN 10, DIN 2501 PN 10, BS 4504 PN 10



AL: number of holes

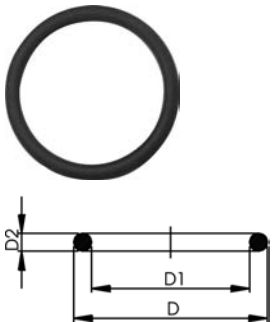
d [mm]	DN [mm]	Inch	PN	Code	kg	D1 [mm]	D2 [mm]	D3 [mm]	D4 [mm]	H [mm]	H1 [mm]	AL	z [mm]
20	15	1/2	10	727 740 106	0.065	27	65	94	14	12	19	4	5
25	20	3/4	10	727 740 107	0.083	33	75	103	14	13	21	4	5
32	25	1	10	727 740 108	0.117	40	85	115	14	14	23	4	5
40	32	1 1/4	10	727 740 109	0.175	50	100	138	18	15	25	4	5
50	40	1 1/2	10	727 740 110	0.212	61	110	148	18	16	27	4	5
63	50	2	10	727 740 111	0.330	76	125	163	18	18	31	4	5

EPDM 48 41 01
FPM 49 41 01

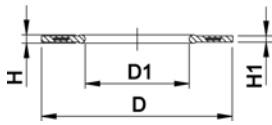
O-Ring Gaskets

Model:

- For Flange Adaptors
- Hardness approx. 65° Shore



d [mm]	DN [mm]	EPDM Code	FPM Code	kg	D [mm]	D1 [mm]	D2 [mm]
20	15	748 410 001	749 410 001	0.002	31	23	3.53
25	20	748 410 007	749 410 007	0.002	35	28	3.53
32	25	748 410 002	749 410 002	0.003	43	36	3.53
40	32	748 410 003	749 410 003	0.007	55	44	5.34
50	40	748 410 012	749 410 012	0.008	64	53	5.34
63	50	748 410 013	749 410 013	0.011	80	69	5.34
75	65	748 410 014	749 410 014	0.012	93	82	5.34
90	80	748 410 015	749 410 015	0.015	112	101	5.34
110	100	748 410 016	749 410 016	0.031	134	120	6.99



Flange Gaskets metric

Model:

- Profile Gasket with steel insert (type G-ST-P/K)
- Hardness: 70° Shore **EPDM**, 75° Shore **FPM**
- For Flange Adaptors
- For flange adaptors only in combination with butterfly valves

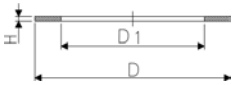
d [mm]	EPDM Code	FPM Code	kg	D [mm]	D1 [mm]	H [mm]	H1 [mm]
20	748 440 101	749 440 101	0.008	51	20	4	3
25	748 440 102	749 440 102	0.011	61	25	4	3
32	748 440 103	749 440 103	0.014	71	32	4	3
40	748 440 104	749 440 104	0.020	82	40	4	3
50	748 440 105	749 440 105	0.021	92	50	4	3
63	748 440 106	749 440 106	0.040	107	63	5	4
75	748 440 107	749 440 107	0.054	127	75	5	4
90	748 440 108	749 440 108	0.060	142	90	5	4
110	748 440 109	749 440 109	0.083	162	110	6	5

EPDM 48 40 00
FPM 49 40 00

Flat Gaskets

Model:

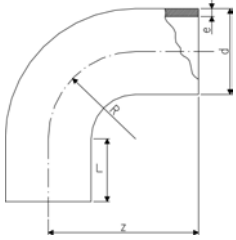
- For Flange Adaptors 21 79 01/21 80 01
- Hardness: 70° Shore **EPDM**, 75° Shore **FPM**



d [mm]	DN [mm]	Inch	PN	EPDM Code	FPM Code	kg	D [mm]	D1 [mm]	H [mm]
20	15	1/2	10	748 400 015	749 400 015	0.003	32	20	2
25	20	3/4	10	748 400 016	749 400 016	0.003	39	25	2
32	25	1	10	748 400 017	749 400 017	0.004	48	32	2
40	32	1 1/4	10	748 400 018	749 400 018	0.008	59	40	3
50	40	1 1/2	10	748 400 019	749 400 019	0.012	71	50	3
63	50	2	10	748 400 020	749 400 020	0.017	88	63	3
75	65	2 1/2	10	748 400 021	749 400 021	0.024	104	75	3
90	80	3	10	748 400 022	749 400 022	0.032	123	90	3
110	100	4	10	748 400 023	749 400 023	0.062	148	110	4

Fittings for Butt Fusion

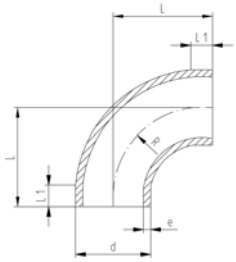
Bends 90°, PP-H S5/SDR11 - 0.75d



Model:

- Conventional butt-welding according to DVS 2207 part 11
- IR = Infrared-(IR Plus®) compatible. Please choose fusion parameters: PP-H

d [mm]	FM	Code	kg	z [mm]	L [mm]	R [mm]	e [mm]
20	IR	727 018 606	0.007	38	23	15	1.9
25	IR	727 018 607	0.012	42	23	19	2.3
32	IR	727 018 608	0.021	46	22	24	2.9
40	IR	727 018 609	0.072	51	21	30	3.7
50	IR	727 018 610	0.063	58	21	37	4.6
63	IR	727 018 611	0.113	66	21	45	5.8



PROGEF Standard, Bends 90°, S5/SDR11 - Type B

Model:

- Material: PP-H
- Bends with new geometry
- Conventional butt-welding according to DVS 2207 part 11
- IR = Infrared-(IR Plus®) compatible. Please choose fusion parameters: PP-H

¹ Material: PP-R

d [mm]	FM	Code	kg	L [mm]	L1 [mm]	R [mm]	e [mm]
20	IR	727 018 481	0.005	28	5	22	1,9
25	IR	727 018 482	0.009	33	7	27	2,3
32	IR	727 018 483	0.017	41	7	35	2,9
40	IR	727 018 484	0.036	52	10	44	3,7
50	IR	727 018 485	0.066	63	10	55	4,6
63	IR	727 018 486	0.126	77	10	69	5,8
75	IR	727 018 612	0.229	100	20	90	6,8
90	IR	727 018 613	0.335	100	20	90	8,2
110	IR	727 018 614	0.607	141	25	130	10,0
125	IR	727 018 490	0.790	140	15	125	11,4
140	IR	727 018 491	1.080	155	15	140	12,7
160	IR	727 018 492	1.600	175	15	160	14,6
180	IR	727 018 493	2.600	195	15	180	16,4
200	IR	727 018 494	3.130	215	15	200	18,2
225	IR	727 018 495	4.230	245	20	225	20,5
250	--	727 018 521	6.450	256	48	232	22,7
280	--	727 018 522	9.500	286	48	262	25,4
315	--	727 018 523	12.800	321	48	297	28,6
¹ 355	--	727 018 574	19.400	380	15	355	32,2
¹ 400	--	727 018 575	28.500	435	25	400	36,3

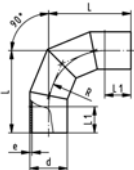


PROGEF Standard, Bends 90°, S5/SDR11



Model:

- Production process: segment welded
- Material: PP-H
- Conventional butt-welding according to DVS 2207 part 11
- Segment welded fittings have a pressure reduction factor of 0.8



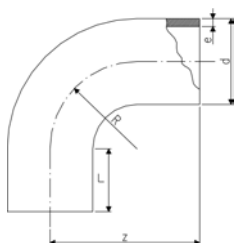
d [mm]	Code	kg	L [mm]	L1 [mm]	R [mm]	e [mm]
450	727 018 576	55.400	975	300	675	40,9
500	727 018 577	77.400	1100	350	750	45,4



Bends 90°, PP-H S8,3/SDR17,6 - 0.75d

Model:

- Conventional butt-welding according to DVS 2207 part 11
- IR = Infrared-(IR Plus®) compatible. Please choose fusion parameters: PP-H



d [mm]	FM	Code	kg	z [mm]	L [mm]	R [mm]	e [mm]
50	IR	727 018 635	0.050	58	21	37	2.9
63		727 018 636	0.081	66	21	45	3.6

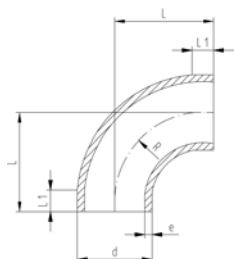


PROGEF Standard, Bend 90°, S8,3/SDR17,6 - Type B

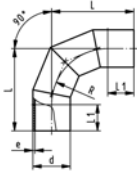
Model:

- Material: PP-H
- Conventional butt-welding according to DVS 2207 part 11
- IR = Infrared-(IR Plus®) compatible. Please choose fusion parameters: PP-H
- Bends with new geometry

¹ Material: PP-R



d [mm]	FM	Code	kg	L [mm]	L1 [mm]	e [mm]
50	--	727 018 435	0.047	63	10	2.9
63	IR	727 018 436	0.089	77	10	3.6
75	IR	727 018 637	0.161	100	20	4.3
90	IR	727 018 638	0.229	100	20	5.1
110	IR	727 018 639	0.486	141	25	6.3
125	IR	727 018 440	0.590	140	15	7.1
140	IR	727 018 441	0.820	155	15	8.0
160	IR	727 018 442	1.200	175	15	9.1
180	IR	727 018 443	1.690	195	15	10.2
200	IR	727 018 444	2.300	215	15	11.4
225	IR	727 018 445	3.200	245	20	12.8
250	--	727 018 421	4.400	256	48	14.2
280	--	727 018 422	6.200	286	48	15.9
315	--	727 018 423	8.800	321	48	17.9
¹ 355	--	727 018 549	13.300	355	15	20.1
¹ 400	--	727 018 550	18.600	400	25	22.7



PROGEF Standard, Bend 90°, S8,3/SDR17,6



Model:

- Material: PP-H
- Conventional butt-welding according to DVS 2207 part 11
- Production process: segment welded
- Segment welded fittings have a pressure reduction factor of 0.8

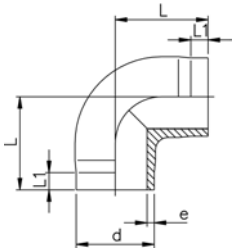
d [mm]	Code	kg	L [mm]	L1 [mm]	e [mm]	R [mm]
450	727 018 551	55.400	975	300	25,5	675
500	727 018 552	77.400	1100	350	28,4	750

27 10 85

PROGEF Standard, Elbows 90°, S5/SDR11

Model:

- Material: PP-H
- Conventional butt-welding according to DVS 2207 part 11
- IR = Infrared-(IR Plus®) compatible. Please choose fusion parameters: PP-H



d [mm]	FM	Code	kg	L [mm]	L1 [mm]	e [mm]
20	IR	727 108 506	0.007	38	25	1,9
25	IR	727 108 507	0.012	42	26	2,3
32	IR	727 108 508	0.022	46	27	2,9
40	IR	727 108 509	0.044	51	22	3,7
50	IR	727 108 510	0.077	58	23	4,6
63	IR	727 108 511	0.138	66	21	5,8

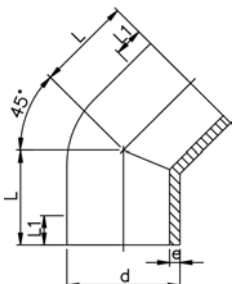
27 15 85

PROGEF Standard, Elbows 45°, S5/SDR11

Model:

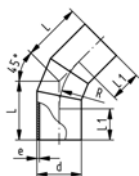
- Material: PP-H
- Conventional butt-welding according to DVS 2207 part 11
- IR = Infrared-(IR Plus®) compatible. Please choose fusion parameters: PP-H

¹ Material: PP-R



d [mm]	FM	Code	kg	L [mm]	L1 [mm]	e [mm]
20	IR	727 158 506	0.006	32	24	1,9
25	IR	727 158 507	0.010	34	25	2,3
32	IR	727 158 508	0.020	36	25	2,9
40	IR	727 158 509	0.037	39	25	3,7
50	IR	727 158 510	0.054	42	26	4,6
63	IR	727 158 511	0.097	47	29	5,8
75	IR	727 158 512	0.135	49	29	6,8
90	IR	727 158 513	0.224	57	34	8,2
110	IR	727 158 514	0.415	70	43	10,0
125	IR	727 158 515	0.607	79	48	11,4
140	IR	727 158 516	0.860	88	55	12,7
160	IR	727 158 517	1.260	100	60	14,6
200	IR	727 158 519	2.460	124	75	18,2
225	IR	727 158 520	3.400	140	85	20,5
1250		727 158 521	7.890	225	133	22,7
1280		727 158 522	10.170	235	143	25,4
1315		727 158 523	11.690	255	154	28,6

27 15 85

PROGEF Standard, Bend 45°, S5/SDR11**Model:**

- Material: PP-H
- Conventional butt-welding according to DVS 2207 part 11
- Production process: segment welded
- Segment welded fittings have a pressure reduction factor of 0.8

d [mm]	Code	kg	L [mm]	L1 [mm]	e [mm]	R [mm]
355	727 158 524	32.300	520	300	32,2	532.5
400	727 158 525	43.200	548	300	36,3	600.0
450	727 158 526	57.700	580	300	40,9	675.0
500	727 158 527	87.200	665	350	45,4	750.0

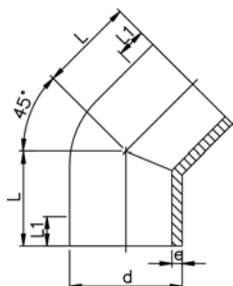
27 15 85

PROGEF Standard, Elbows 45°, S8,3/SDR17,6**Model:**

- Material: PP-H
- Conventional butt-welding according to DVS 2207 part 11
- IR = Infrared-(IR Plus®) compatible. Please choose fusion parameters: PP-H

¹ Material: PP-R

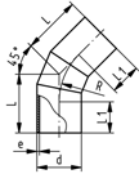
*Machined from S5/SDR11



d [mm]	FM	Code	kg	L [mm]	L1 [mm]	e [mm]
*50	--	727 158 535	0.042	42	26	2,9
*63	IR	727 158 536	0.083	47	29	3,6
75	IR	727 158 412	0.099	49	29	4,3
90	IR	727 158 413	0.164	57	34	5,1
110	IR	727 158 414	0.296	70	43	6,3
*125	IR	727 158 540	0.570	79	48	7,1
*140	IR	727 158 541	0.825	88	55	8,0
*160	IR	727 158 542	1.190	100	60	9,1
*200	IR	727 158 544	2.300	124	75	11,4
*225	IR	727 158 545	3.200	140	85	12,8
1250		727 158 546	4.970	225	133	14,2
1280		727 158 547	7.130	235	143	15,9
1315		727 158 548	9.600	255	154	17,9

27 15 85

PROGEF Standard, Bend 45°, S8,3/SDR17,6



Model:

- Material: PP-H
- Conventional butt-welding according to DVS 2207 part 11
- Production process: segment welded
- Segment welded fittings have a pressure reduction factor of 0.8

d [mm]	Code	kg	L [mm]	L1 [mm]	e [mm]	R [mm]
355	727 158 549	21.000	520	300	20,1	532.5
400	727 158 550	28.100	548	300	22,7	600.0
450	727 158 551	37.400	580	300	25,5	675.0
500	727 158 552	52.600	665	350	28,4	750.0

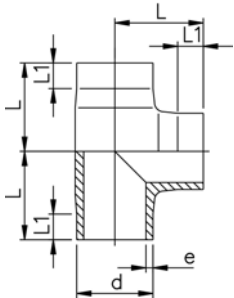
27 20 85

PROGEF Standard, Tee 90° equal, S5/SDR11

Model:


- Material: PP-H
- Conventional butt-welding according to DVS 2207 part 11
- IR = Infrared-(IR Plus®) compatible. Please choose fusion parameters: PP-H

¹ Material: PP-R

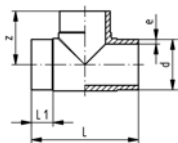


d [mm]	FM	Code	kg	L [mm]	L1 [mm]	e [mm]
20	IR	727 208 506	0.011	38	24	1,9
25	IR	727 208 507	0.018	42	26	2,3
32	IR	727 208 508	0.030	46	26	2,9
40	IR	727 208 509	0.059	51	22	3,7
50	IR	727 208 510	0.103	58	22	4,6
63	IR	727 208 511	0.200	66	21	5,8
75	IR	727 208 512	0.300	75	20	6,8
90	IR	727 208 513	0.530	90	20	8,2
110	IR	727 208 514	0.950	110	20	10,0
125	IR	727 208 515	1.400	125	25	11,4
140	IR	727 208 516	1.980	140	28	12,7
160	IR	727 208 517	2.900	160	28	14,6
180	IR	727 208 568	4.430	194	74	16,4
200	IR	727 208 519	5.570	200	35	18,2
225	IR	727 208 520	7.820	220	35	20,5
250	--	727 208 571	12.480	276	92	22,7
280	--	727 208 572	17.250	318	110	25,4
315	--	727 208 573	24.060	353	118	28,6
¹ 355	--	727 208 574	31.100	345	103	32,2
¹ 400	--	727 208 575	38.000	360	105	36,3

27 20 85

PROGEF Standard, Tee 90° equal, S5/SDR11**Model:**

- Injection moulded
- Material: PP-R
- Conventional butt-welding according to DVS 2207 part 11

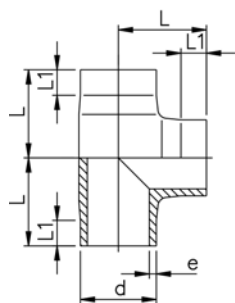


d [mm]	Code	kg	L [mm]	L1 [mm]	z [mm]	e [mm]
450	727 208 576	58.000	970	195	485	40,9
500	727 208 577	73.000	1060	215	530	45,4

27 20 85

PROGEF Standard, Tee 90° equal, S8,3/SDR17,6**Model:**

- Material: PP-H
- Conventional butt-welding according to DVS 2207 part 11
- IR = Infrared-(IR Plus®) compatible. Please choose fusion parameters: PP-H

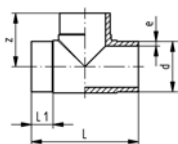
¹ Material: PP-R

d [mm]	FM	Code	kg	L [mm]	L1 [mm]	e [mm]
50	--	727 208 535	0.090	59	26	2,9
63	IR	727 208 536	0.160	73	31	3,6
75	IR	727 208 412	0.230	75	20	4,3
90	IR	727 208 413	2.200	90	20	5,1
110	IR	727 208 414	0.723	110	20	6,3
125	IR	727 208 540	1.066	125	30	7,1
140	IR	727 208 541	1.449	140	35	8,0
160	IR	727 208 542	2.240	160	43	9,1
180	IR	727 208 543	3.090	194	70	10,2
200	IR	727 208 544	4.360	210	70	11,4
225	IR	727 208 545	6.030	235	82	12,8
250	--	727 208 546	8.610	276	92	14,2
280	--	727 208 547	11.660	318	110	15,9
315	--	727 208 548	16.230	353	118	17,9
¹ 355	--	727 208 549	21.000	345	103	20,1
¹ 400	--	727 208 550	26.000	360	105	22,7

27 20 85

PROGEF Standard, Tee 90° equal, S8,3/SDR17,6**Model:**

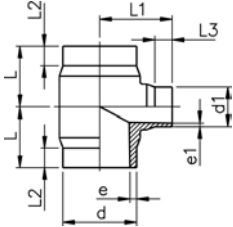
- Injection moulded
- Material: PP-R
- Conventional butt-welding according to DVS 2207 part 11



d [mm]	Code	kg	L [mm]	L1 [mm]	z [mm]	e [mm]
450	727 208 551	58.000	525	1050	525	25,5
500	727 208 552	73.000	600	1200	600	28,4

PROGEF Standard, Tee 90° reduced, S5/SDR11**Model:**

- Material: PP-H
- Conventional butt-welding according to DVS 2207 part 11
- IR = Infrared-(IR Plus®) compatible. Please choose fusion parameters: PP-H

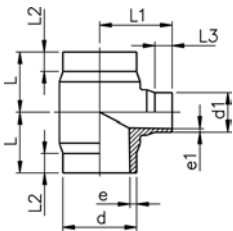


d	d1	FM	Code	kg	L	L1	L2	L3	e	e1
[mm]	[mm]				[mm]	[mm]	[mm]	[mm]	[mm]	[mm]
63	32	IR	727 208 351	0.160	65	70	25	25	5,8	2,9
63	50	IR	727 208 352	0.170	65	70	25	25	5,8	4,6
75	32	IR	727 208 353	0.240	70	75	25	25	6,8	2,9
75	50	IR	727 208 354	0.250	70	75	25	25	6,8	4,6
75	63	IR	727 208 355	0.260	70	75	25	25	6,8	5,8
90	50	IR	727 208 357	0.410	80	85	25	25	8,2	4,6
90	63	IR	727 208 358	0.420	80	85	25	25	8,2	5,8
90	75	IR	727 208 359	0.440	80	85	25	25	8,2	6,8
110	32	IR	727 208 360	0.650	90	95	30	25	10	2,9
110	50	IR	727 208 361	0.670	90	95	30	25	10,0	4,6
110	63	IR	727 208 362	0.680	90	95	30	25	10,0	5,8
110	75	IR	727 208 363	0.690	90	95	30	25	10,0	6,8
110	90	IR	727 208 364	0.700	90	95	30	25	10,0	8,2
160	63	IR	727 208 371	2.125	142	135	50	30	14,6	5,8
160	75	IR	727 208 372	2.140	142	135	50	30	14,6	6,8
160	90	IR	727 208 373	2.160	142	135	50	30	14,6	8,2
160	110	IR	727 208 374	2.200	142	135	50	30	14,6	10,0
225	90	IR	727 208 388	4.530	155	165	40	30	20,5	8,2
225	110	IR	727 208 389	4.520	155	165	40	30	20,5	10,0
225	160	IR	727 208 391	4.530	155	165	40	30	20,5	14,6

PROGEF Standard, Tee 90° reduced, S8,3/SDR17,6**Model:**

- Material: PP-H
- Conventional butt-welding according to DVS 2207 part 11
- IR = Infrared-(IR Plus®) compatible. Please choose fusion parameters: PP-H

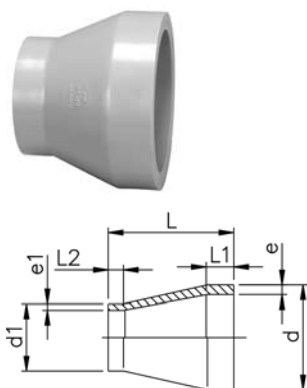
* Branch SDR11



d	d1	FM	Code	kg	L	L1	L2	L3	e	e1
[mm]	[mm]				[mm]	[mm]	[mm]	[mm]	[mm]	[mm]
*63	32	IR	727 208 301	0.120	65	70	25	25	3,6	2,9
63	50	IR	727 208 302	0.125	65	70	25	25	3,6	2,9
*75	32	IR	727 208 303	0.180	70	75	25	25	4,3	2,9
75	50	IR	727 208 304	0.180	70	75	25	25	4,3	2,9
75	63	IR	727 208 305	0.190	70	75	25	25	4,3	3,6
90	50	IR	727 208 307	0.310	80	85	25	25	5,1	2,9
90	63	IR	727 208 308	0.310	80	85	25	25	5,1	3,6
90	75	IR	727 208 309	0.320	80	85	25	25	5,1	4,3
*110	32	IR	727 208 310	0.490	90	95	30	25	6,3	2,9
110	50	IR	727 208 311	0.490	90	95	30	25	6,3	2,9
110	63	IR	727 208 312	0.500	90	95	30	25	6,3	3,6
110	75	IR	727 208 313	0.500	90	95	30	25	6,3	4,3
110	90	IR	727 208 314	0.510	90	95	30	25	6,3	5,1
160	63	IR	727 208 321	1.560	142	135	50	30	9,1	3,6
160	75	IR	727 208 322	1.570	142	135	50	30	9,1	4,3
160	90	IR	727 208 323	1.580	142	135	50	30	9,1	5,1
160	110	IR	727 208 324	1.600	142	135	50	30	9,1	6,3
225	90	IR	727 208 338	3.330	155	165	40	30	12,8	5,1
225	110	IR	727 208 339	3.310	155	165	40	30	12,8	6,3
225	160	IR	727 208 341	3.330	155	165	40	30	12,8	9,1

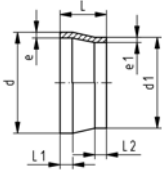
PROGEF Standard, Reducers, S5/SDR11**Model:**

- Material: PP-H
- Conventional butt-welding according to DVS 2207 part 11
- IR = Infrared-(IR Plus®) compatible. Please choose fusion parameters: PP-H

¹ Material: PP-R

d	d1	FM	Code	kg	L	L1	L2	e	e1
[mm]	[mm]				[mm]	[mm]	[mm]	[mm]	[mm]
25	20	IR	727 908 537	0.007	50	20	20	2,3	1,9
32	20	IR	727 908 542	0.010	50	20	20	2,9	1,9
32	25	IR	727 908 541	0.011	50	20	20	2,9	2,3
40	20	IR	727 908 548	0.015	58	20	23	3,7	1,9
40	25	IR	727 908 547	0.016	55	20	20	3,7	2,3
40	32	IR	727 908 546	0.019	55	20	20	3,7	2,9
50	25	IR	727 908 554	0.025	60	20	20	4,6	2,3
50	32	IR	727 908 553	0.027	60	20	20	4,6	2,9
50	40	IR	727 908 552	0.030	60	20	20	4,6	3,7
63	32	IR	727 908 560	0.043	65	20	20	5,8	2,9
63	40	IR	727 908 559	0.047	65	20	20	5,8	3,7
63	50	IR	727 908 558	0.052	65	20	20	5,8	4,6
75	40	IR	727 908 566	0.058	68	20	20	6,8	3,7
75	50	IR	727 908 565	0.065	65	20	20	6,8	4,6
75	63	IR	727 908 564	0.074	65	20	20	6,8	5,8
90	63	IR	727 908 571	0.107	75	22	19	8,2	5,8
90	75	IR	727 908 570	0.117	75	22	19	8,2	6,8
110	75	IR	727 908 577	0.193	90	28	18	10,0	6,8
110	90	IR	727 908 576	0.216	90	28	30	10,0	8,2
125	110	IR	727 908 580	0.325	100	32	30	11,4	10,0
140	110	IR	727 908 585	0.405	110	33	29	12,7	10,0
140	125	IR	727 908 584	0.447	110	34	30	12,7	11,4
160	110	IR	727 908 590	0.550	120	39	27	14,6	10,0
160	140	IR	727 908 588	0.625	120	40	35	14,6	12,7
180	90	IR	727 908 978	0.670	157	45	22	16,4	8,2
180	110	IR	727 908 977	0.550	157	45	28	16,4	10,0
180	125	IR	727 908 976	0.520	136	45	32	16,4	11,4
180	140	IR	727 908 975	0.520	136	45	35	16,4	12,7
180	160	IR	727 908 974	0.530	136	45	35	16,4	14,6
200	160	IR	727 908 592	1.120	145	50	40	18,2	14,6
200	180	IR	727 908 979	0.710	151	50	45	18,2	16,4
225	110	IR	727 908 595	1.330	160	55	35	20,5	10,0
225	160	IR	727 908 596	1.470	160	55	40	20,5	14,6
225	180	IR	727 908 983	0.941	171	55	45	20,5	16,4
225	200	IR	727 908 597	1.650	160	55	50	20,5	18,2
250	160	--	727 908 990	1.483	194	60	55	22,7	14,6
250	225	--	727 908 987	1.041	182	60	55	22,7	20,5
¹ 280	225	--	727 908 992	1.804	105	30	20	25,4	20,5
¹ 280	250	--	727 908 991	1.311	70	30	18	25,4	22,7
¹ 315	225	--	727 908 997	2.615	130	30	20	28,6	20,5
¹ 315	250	--	727 908 996	2.204	100	30	20	28,6	22,7
¹ 315	280	--	727 908 995	1.590	63	30	18	28,6	25,4
355	250	--	727 908 963	4.400	245	90	60	32,3	22,7
355	280	--	727 908 962	4.100	245	90	70	32,2	25,4
355	315	--	727 908 961	3.700	245	90	80	32,2	28,6
400	315	--	727 908 966	5.300	260	95	80	36,3	28,6
400	355	--	727 908 965	4.800	260	95	90	36,3	32,2

PROGEF Standard, Reducers, S5/SDR11

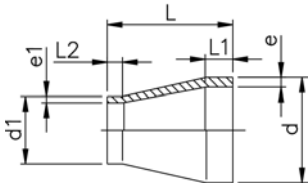


Model:

- Machined
- Material: PP-R
- Conventional butt-welding according to DVS 2207 part 11

d [mm]	d1 [mm]	Code	kg	L [mm]	L1 [mm]	L2 [mm]	e [mm]	e1 [mm]
450	280	727 908 960	5.000	230	60	70	40,9	25,4
450	315	727 908 948	5.000	230	60	80	40,9	28,6
450	355	727 908 950	5.000	230	60	90	40,9	32,2
450	400	727 908 951	5.000	230	60	95	40,9	36,3
500	315	727 908 953	5.000	230	60	80	45,4	28,6
500	355	727 908 954	5.000	230	60	90	45,4	32,2
500	400	727 908 956	5.000	230	60	95	45,4	36,3
500	450	727 908 964	5.000	230	60	60	45,4	40,9

PROGEF Standard, Reducers, S8,3/SDR17,6



Model:

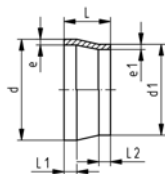
- Material: PP-H
- Conventional butt-welding according to DVS 2207 part 11
- IR = Infrared-(IR Plus®) compatible. Please choose fusion parameters: PP-H

¹ Material: PP-R

d [mm]	d1 [mm]	FM	Code	kg	L [mm]	L1 [mm]	L2 [mm]	e [mm]	e1 [mm]
50	40	--	727 908 949	0.010	55	12	12	2,9	2,3
63	40	--	727 908 901	0.020	65	16	12	3,6	2,3
63	50	--	727 908 900	0.020	65	16	12	3,6	2,9
75	40	--	727 908 904	0.041	65	20	20	4,3	2,3
75	50	--	727 908 465	0.054	65	20	20	4,3	2,9
75	63	IR	727 908 464	0.064	65	20	20	4,3	3,6
90	63	IR	727 908 471	0.092	75	22	19	5,1	3,6
90	75	IR	727 908 470	0.089	75	21	19	5,1	4,3
110	75	IR	727 908 477	0.144	90	28	18	6,3	4,3
110	90	IR	727 908 476	0.158	90	28	20	6,3	5,1
125	110	IR	727 908 912	0.151	108	32	28	7,1	6,3
140	110	IR	727 908 917	0.144	115	35	28	8,0	6,3
140	125	IR	727 908 916	0.150	115	35	32	8,0	7,1
160	110	IR	727 908 922	0.287	124	40	28	9,1	6,3
160	140	IR	727 908 920	0.245	124	40	35	9,1	8,0
180	90	IR	727 908 928	0.440	157	45	22	10,2	5,1
180	110	IR	727 908 927	0.360	157	45	28	10,2	6,3
180	125	IR	727 908 926	0.340	136	45	32	10,2	7,1
180	140	IR	727 908 925	0.340	136	45	35	10,2	8,0
180	160	IR	727 908 924	0.350	136	45	40	10,2	9,1
200	160	IR	727 908 930	0.461	151	50	40	11,4	9,1
200	180	IR	727 908 929	0.600	151	50	45	11,4	10,2
225	110	IR	727 908 936	0.960	171	55	40	12,8	6,3
225	160	IR	727 908 934	0.620	171	55	45	12,8	9,1
225	180	IR	727 908 933	0.600	171	55	45	12,8	10,2
225	200	IR	727 908 932	0.614	184	60	40	12,8	11,4
250	160	IR	727 908 940	0.975	194	60	40	14,2	9,1
250	225	IR	727 908 937	0.681	182	60	55	14,2	12,8
¹ 280	225	--	727 908 942	1.180	105	30	20	15,9	12,8
¹ 280	250	--	727 908 941	0.858	70	30	18	15,9	14,2
¹ 315	225	--	727 908 947	1.715	130	30	20	17,9	12,8
¹ 315	250	--	727 908 946	1.446	100	30	20	17,9	14,2
¹ 315	280	--	727 908 945	1.040	63	30	18	17,9	15,9
355	250	--	727 908 959	3.000	245	90	60	20,1	14,2
355	280	--	727 908 958	2.700	245	90	70	20,1	15,9
355	315	--	727 908 957	2.400	245	90	80	20,1	17,9
400	315	--	727 908 972	3.600	260	95	80	22,7	17,9
400	355	--	727 908 971	3.100	260	95	90	22,7	20,1

27 90 89

PROGEF Standard, Reducers, S8,3/SDR17,6



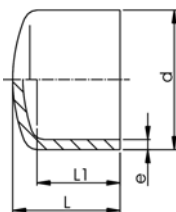
Model:

- Machined
- Material: PP-R
- Conventional butt-welding according to DVS 2207 part 11

d [mm]	d1 [mm]	Code	kg	L [mm]	L1 [mm]	L2 [mm]	e [mm]	e1 [mm]
450	280	727 908 967	5.000	230	60	70	25,5	15,9
450	315	727 908 984	5.000	230	60	80	25,5	17,9
450	355	727 908 988	5.000	230	60	90	25,5	20,1
450	400	727 908 989	5.000	230	60	95	25,5	22,7
500	315	727 908 993	5.000	230	60	80	28,4	17,9
500	355	727 908 994	5.000	230	60	95	28,4	20,1
500	400	727 908 998	5.000	230	60	95	28,4	22,7
500	450	727 908 999	5.000	230	60	60	28,4	25,5

27 96 89

PROGEF Standard, End Caps, S5/SDR11



Model:

- Material: PP-H
- Conventional butt-welding according to DVS 2207 part 11
- IR = Infrared-(IR Plus®) compatible. Please choose fusion parameters: PP-H

¹ Material: PP-R

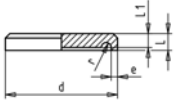
d [mm]	FM	Code	kg	L [mm]	L1 [mm]	e [mm]
20	IR	727 968 931	0.004	42	30	1,9
25	IR	727 968 932	0.005	50	35	2,3
32	IR	727 968 933	0.010	55	40	2,9
40	IR	727 968 934	0.018	65	45	3,7
50	IR	727 968 935	0.029	70	50	4,6
63	IR	727 968 936	0.049	80	55	5,8
75	IR	727 968 937	0.065	90	60	6,8
90	IR	727 968 938	0.107	105	70	8,2
110	IR	727 968 939	0.174	120	80	10,0
125	IR	727 968 940	0.210	50	25	11,4
140	IR	727 968 941	0.323	60	30	12,7
160	IR	727 968 942	0.570	76	40	14,6
180	IR	727 968 943	1.580	125	88	16,4
200	IR	727 968 944	1.060	100	50	18,2
225	IR	727 968 945	1.710	103	60	20,5
¹ 250	--	727 968 946	2.700	220	140	22,7
¹ 280	--	727 968 947	3.100	238	151	25,4
¹ 315	--	727 968 948	6.600	258	158	28,6
¹ 355	--	727 968 949	9.000	291	175	32,2
¹ 400	--	727 968 950	12.500	318	195	36,3

27 96 89

PROGEF Standard, End Caps, S5/SDR11**Model:**

- Machined
- Material: PP-H
- Conventional butt-welding according to DVS 2207 part 11

d [mm]	Code	kg	L [mm]	L1 [mm]	e [mm]
450	727 968 951	10.000	80	66	40,9
500	727 968 952	10.000	85	74	74,5



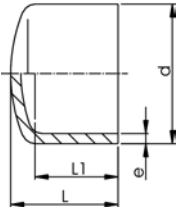
27 96 89

PROGEF Standard, End Caps, S8,3/SDR17,6**Model:**

- Material: PP-H
- Conventional butt-welding according to DVS 2207 part 11
- IR = Infrared-(IR Plus®) compatible. Please choose fusion parameters: PP-H

¹ Material: PP-R

d [mm]	FM	Code	kg	L [mm]	L1 [mm]	e [mm]
50	--	727 968 910	0.030	75	53	2,9
63	IR	727 968 911	0.050	85	58	3,6
75	IR	727 968 912	0.045	90	60	4,3
90	IR	727 968 913	0.073	105	70	5,1
110	IR	727 968 914	0.118	120	80	6,3
125	IR	727 968 915	0.176	50	25	7,1
140	IR	727 968 916	0.194	60	30	8,0
160	IR	727 968 917	0.408	76	40	9,1
180	IR	727 968 918	1.580	125	88	10,2
200	IR	727 968 919	0.730	100	50	11,4
225	IR	727 968 920	0.965	103	60	12,8
¹ 250	--	727 968 921	2.300	220	140	14,2
¹ 280	--	727 968 922	3.000	238	152	15,9
¹ 315	--	727 968 923	4.500	258	158	17,9
¹ 355	--	727 968 924	6.100	291	175	20,1
¹ 400	--	727 968 925	8.700	318	195	22,7

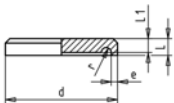


27 96 89

PROGEF Standard, End Caps, S8,3/SDR17,6**Model:**

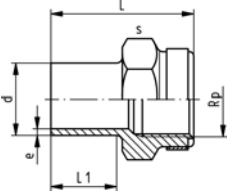
- Machined
- Material: PP-H
- Conventional butt-welding according to DVS 2207 part 11

d [mm]	Code	kg	L [mm]	L1 [mm]	e [mm]
450	727 968 926	10.000	70	56	25,5
500	727 968 927	10.000	75	62	28,4



Adaptor Fittings for Butt Fusion

PROGEF Standard, Adaptor Sockets, metric - Rp



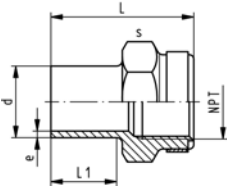
Model:

- Material: PP-H
- With butt fusion spigot **SDR11** and BSP parallel female thread Rp, reinforced
- Connection to plastic or metal
- Reinforcing ring stainless (A2)
- Do not use thread sealing pastes that are harmful to PP
- Install with low mechanical stress and avoid large cyclic temperature changes

d [mm]	Rp [inch]	PN	FM	Code	kg	L [mm]	L1 [mm]	s [mm]	e [mm]
20	½	10	IR	727 910 266	0.017	48	23	32	1,9
25	¾	10	IR	727 910 267	0.022	50	23	36	2,3
32	1	10	IR	727 910 268	0.038	54	23	46	2,9
40	1 ¼	10	IR	727 910 269	0.066	56	23	55	3,7
50	1 ½	10	IR	727 910 270	0.090	60	23	65	4,6
63	2	10	IR	727 910 271	0.140	62	23	80	5,8

27 91 43

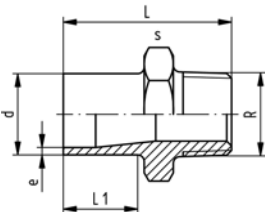
Adaptor Sockets, PP-H metric - NPT



Model:

- Material: PP-H
- With butt fusion spigot **SDR11** and NPT tapered female thread, reinforced
- Connection to plastic or metal
- Reinforcing ring stainless (A2)
- Do not use thread sealing pastes that are harmful to PP
- Install with low mechanical stress and avoid large cyclic temperature changes

d [mm]	NPT [inch]	PN	FM	Code	kg	L [mm]	L1 [mm]	s [mm]	e [mm]
20	½	10	IR	727 914 356	0.017	49	23	32	1,9
25	¾	10	IR	727 914 357	0.022	51	23	36	2,3
32	1	10	IR	727 914 358	0.039	54	23	46	2,9
40	1 ¼	10	IR	727 914 359	0.066	56	23	55	3,7
50	1 ½	10	IR	727 914 360	0.085	60	23	65	4,6
63	2	10	IR	727 914 361	0.122	62	23	80	5,8



PROGEF Standard, Adaptor Nipples, metric - R

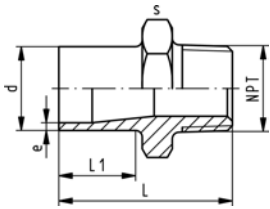
Model:

- Material: PP-H
- With butt fusion spigot and BSP tapered male thread
- Connection to plastic thread only
- Do not use thread sealing pastes that are harmful to PP
- Install with low mechanical stress and avoid large cyclic temperature changes

d [mm]	R [inch]	PN	FM	Code	kg	L [mm]	L1 [mm]	s [mm]	e [mm]
20	½	10	IR	727 910 556	0.013	51	23	32	1,9
25	¾	10	IR	727 910 557	0.026	52	23	36	2,3
32	1	10	IR	727 910 558	0.028	55	23	46	2,9
40	1 ¼	10	IR	727 910 559	0.041	58	23	55	3,7
50	1 ½	10	IR	727 910 560	0.062	60	23	65	4,6
63	2	10	IR	727 910 561	0.096	67	26	80	5,8

27 91 46

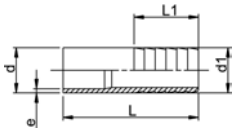
PROGEF Standard, Adaptor Nipples, metric - NPT



Model:

- Material: PP-H
- With butt fusion spigot **SDR11** and NPT tapered male thread
- Connection to plastic thread only
- Do not use thread sealing pastes that are harmful to PP
- Install with low mechanical stress and avoid large cyclic temperature changes

d [mm]	NPT [inch]	PN	FM	Code	kg	L [mm]	L1 [mm]	s [mm]	e [mm]
20	½	10	IR	727 914 656	0.013	51	23	32	1,9
25	¾	10	IR	727 914 657	0.026	52	23	36	2,3
32	1	10	IR	727 914 658	0.028	55	23	46	2,9
40	1 ¼	10	IR	727 914 659	0.041	58	24	55	3,7
50	1 ½	10	IR	727 914 660	0.062	60	23	65	4,6
63	2	10	IR	727 914 661	0.096	67	26	80	5,8



PROGEF Standard, Hose connectors, metric

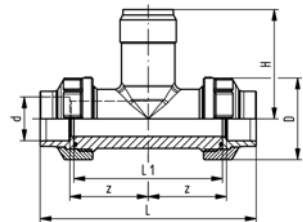
Model:

- Material: PP-H
- With butt fusion spigot **SDR11** and parallel hose connection

d [mm]	d1 [mm]	PN	FM	Code	kg	L [mm]	L1 [mm]	e [mm]
20	20	10	IR	727 968 606	0.008	64	27	1,9
25	25	10	IR	727 968 607	0.012	75	36	2,3
32	32	10	IR	727 968 608	0.022	82	36	2,9
40	40	10	IR	727 968 609	0.030	84	42	3,7
50	50	10	IR	727 968 610	0.060	90	48	4,6
63	60	10	IR	727 968 611	0.095	100	50	5,8

27 31 00

Installation Fitting Type 310 PROGEF Standard, S5/SDR11 for Socket Systems metric



Model:

- For Signet Paddlewheel Sensors Type -X0 (104 mm)
- Union end with fusion socket PP-H

d [mm]	DN [mm]	PN	EPDM Code	FPM Code	kg
20	15	10	727 310 006	727 310 036	0.136
25	20	10	727 310 007	727 310 037	0.190
32	25	10	727 310 008	727 310 038	0.250
40	32	10	727 310 009	727 310 039	0.356
50	40	10	727 310 010	727 310 040	0.510
63	50	10	727 310 011	727 310 041	0.800

d [mm]	D [mm]	z [mm]	L [mm]	L1 [mm]	H [mm]	Sensor Type
20	48	50	128	90	76	X0
25	58	55	142	100	78	X0
32	65	60	156	110	81	X0
40	79	60	160	110	85	X0
50	91	65	176	120	89	X0
63	105	70	194	130	95	X0

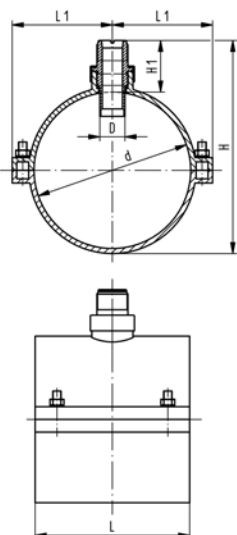
27 31 20

Installation Fitting Type 312 PP-H metric



Model:

- For Signet paddlewheel sensors Type -X1 (137 mm) and Type -X2 (213 mm)
- Top saddle with EPDM gasket
- Stainless steel bolts and nuts



d [mm]	DN [mm]	PN	Code	kg	D [mm]	L [mm]	L1 [mm]	H [mm]	H1 [mm]	Sensor Type
75	65	8	727 312 072	0.458	34	78	62	172	88	X1
90	80	8	727 312 073	0.514	34	86	69	186	87	X1
110	100	8	727 312 074	0.598	34	98	79	206	86	X1
125	100	8	727 312 075	0.667	34	101	85	212	78	X1
140	125	6	727 312 076	0.911	34	114	104	227	75	X1
160	150	6	727 312 077	0.985	34	114	114	243	72	X1
180	150	6	727 312 078	2.085	34	168	134	348	144	X2
200	200	6	727 312 079	2.045	34	168	132	357	142	X2
225	200	5	727 312 080	2.142	34	174	146	375	136	X2
250	250	5	727 312 081	2.566	34	179	159	397	131	X2
280	250	5	727 312 082	3.594	34	179	167	426	127	X2
315	300	5	727 312 083	4.250	34	248	202	450	120	X2

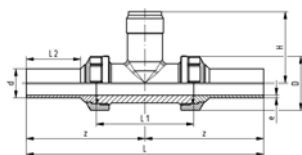
27 31 80

Installation Fitting Type 318 PROGEF Standard, S5/SDR11 for Butt Fusion Systems metric



Model:

- For Signet Paddlewheel Sensors Type -X0 (104 mm)
- Union end with butt fusion spigot PP-H

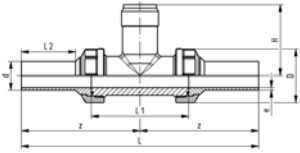


d [mm]	DN [mm]	PN	FM	EPDM Code	FPM Code	kg				
20	15	10	IR	727 318 006	727 318 036	0.136				
25	20	10	IR	727 318 007	727 318 037	0.190				
32	25	10	IR	727 318 008	727 318 038	0.250				
40	32	10	IR	727 318 009	727 318 039	0.356				
50	40	10	IR	727 318 010	727 318 040	0.510				
63	50	10	IR	727 318 011	727 318 041	0.800				

d [mm]	D [mm]	z [mm]	L [mm]	L1 [mm]	L2 [mm]	H [mm]	e [mm]	Sensor Type
20	48	112	224	90	52	76	1.9	X0
25	58	121	242	100	53	78	2.3	X0
32	65	128	256	110	55	81	2.9	X0
40	79	136	272	110	60	85	3.7	X0
50	91	147	294	120	66	89	4.6	X0
63	105	158	316	130	70	95	5.8	X0

53 31 80

Installation Fitting Type 318, PE100 for Butt Fusion Systems metric



Model:

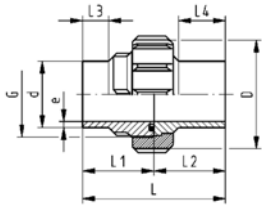
- For Signet Paddlewheel Sensors Type -X0 (104 mm)
- Body and union nut PP-H
- Union end with butt fusion spigot PE100

d [mm]	DN [mm]	PN	FM	EPDM Code	FPM Code	kg	
20	15	10	IR	753 318 006	753 318 036	0.136	
25	20	10	IR	753 318 007	753 318 037	0.190	
32	25	10	IR	753 318 008	753 318 038	0.250	
40	32	10	IR	753 318 009	753 318 039	0.356	
50	40	10	IR	753 318 010	753 318 040	0.510	
63	50	10	IR	753 318 011	753 318 041	0.800	

d [mm]	D [mm]	z [mm]	L [mm]	L1 [mm]	L2 [mm]	H [mm]	e [mm]	Sensor Type	
20	48	112	224	90	52	76	1.9	X0	
25	58	121	242	100	53	78	2.3	X0	
32	65	128	256	110	55	81	2.9	X0	
40	79	136	272	110	60	85	3.7	X0	
50	91	147	294	120	66	89	4.6	X0	
63	105	158	316	130	70	95	5.8	X0	

Unions for Butt Fusion

EPDM 27 51 85
FPM 27 52 85



PROGEF Standard, Unions, S5/SDR11

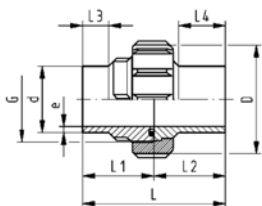
Model:

- Material: PP-H
- With butt fusion ends
- Conventional butt fusion and (IR Plus®) compatible
- Gasket: O-Ring EPDM No. 48 41 00, FPM No. 49 41 00
- **For the dimensions d75-110 please see instructions for the installation**

d [mm]	PN	FM	EPDM Code	FPM Code	kg
20	10	IR	727 518 506	727 528 506	0.046
25	10	IR	727 518 507	727 528 507	0.074
32	10	IR	727 518 508	727 528 508	0.102
40	10	IR	727 518 509	727 528 509	0.169
50	10	IR	727 518 510	727 528 510	0.227
63	10	IR	727 518 511	727 528 511	0.382
75	10	IR	727 518 512	727 528 512	0.560
90	10	IR	727 518 513	727 528 513	0.588
110	10	IR	727 518 514	727 528 514	0.828

d [mm]	D [mm]	G [inch]	L [mm]	L1 [mm]	L2 [mm]	e [mm]
20	48	1	107	54.0	53.0	1,9
25	58	1 1/4	113	57.0	56.0	2,3
32	65	1 1/2	119	60.0	59.0	2,9
40	79	2	126	63.0	63.0	3,7
50	91	2 1/4	131	65.5	65.5	4,6
63	111	2 3/4	137	69.0	68.0	5,8
75	135	S107,5x3,6	131	66.0	65.5	6,8
90	135	S107,5x3,6	131	65.5	65.5	8,2
110	158	S127,5x3,6	131	65.5	65.5	10,0

EPDM 27 51 84
FPM 27 52 84



PROGEF Standard, Unions, S8,3/SDR17,6

Model:

- Material: PP-H
- With butt fusion ends
- Conventional butt fusion and (IR Plus®) compatible
- Gasket: O-Ring EPDM No. 48 41 00, FPM No. 49 41 00
- **For the dimensions d75-110 please see instructions for the installation**

d [mm]	PN	FM	EPDM Code	FPM Code	kg
75	6	IR	727 518 412	727 528 412	0.476
90	6	IR	727 518 413	727 528 413	0.483
110	6	IR	727 518 414	727 528 414	0.663

d [mm]	D [mm]	G [inch]	L [mm]	L1 [mm]	L2 [mm]	e [mm]
75	135	S107,5x3,6	132	66	24	4,3
90	135	S107,5x3,6	131	66	24	5,1
110	158	S127,5x3,6	131	66	25	6,3

Instructions for the installation of unions in PP, PE d 75, d 90 and d 110

The newest generation of plastic unions in the above materials and dimensions has been fitted with a state-of-the-art, plastics-oriented buttress thread. You therefore have a product in which the nominal pressure and the safety reserve have been dramatically increased. Also new are the butt fusion versions. In this connection, there are a few points which you must be aware of.

Caution

- ① The threads of the union nut and bush have been reworked for PP, PVDF and PE! When using individual parts, please check prior to installation if the threads of the union bush and the union nut coincide.



Union bush with trapezoid thread on union nut with trapezoid thread
or
Union bush with buttress thread on union nut with buttress thread

Tip

To make installation of the union easier, wet the union nut.

- ② For the dimensions d 90 and d 110 we advise fusing the complete union, if possible (or slide the union nut to the collar of the union end) because after fusion the union nut cannot be slid over the fusion bead. (Fig. 1)

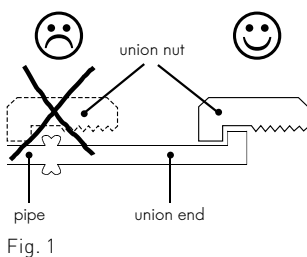


Fig. 1

- ③ For design reasons, it is theoretically possible to combine different nominal diameters of union ends and nuts. To make sure combinations are technically correct, you can find the code numbers of the single parts and spare parts for each union in the Tables 1-3.

Caution

Only use union bushes and union ends with the same nominal diameter!

A butt fusion union bush d 75 may not be combined with a butt fusion union end d 90 to form a reducer because this can cause leakage, as illustrated to the left. (Fig. 2)

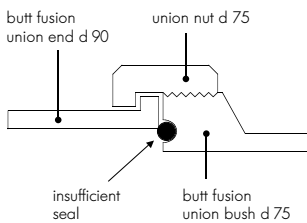


Fig. 2

Markings on the union nuts

SF/MS = socket fusion, BF/ST = butt fusion

SF/MS 75 specified for socket fusion d 75
BF/ST 75-90 specified for butt fusion d 75-75 and d 90-90

SF/MS 90 specified socket fusion d 90
BF/ST 110 specified butt fusion d 110

110 specified for socket fusion d 110

Tip

We recommend changing materials only for the union end for installation reasons.

Selection tables for single parts and spare parts



Butt fusion

Socket fusion

Table 1

Single parts for **PP-H** unions d 75, d 90 and d 110

d	BF/ST	SF/MS	SDR	PN	Code union end	Code union bush	Code union nut*
75	==		11	10	727 608 512	727 648 512	727 690 422
			17.6	6	727 608 412	727 648 412	727 690 422
			—	10	727 600 112	727 640 172	727 690 422
90	==		11	10	727 608 513	727 648 513	727 690 422
			17.6	6	727 608 413	727 648 413	727 690 422
			—	10	727 600 113	727 640 173	727 690 423
110	==		11	10	727 608 514	727 648 514	727 690 423
			17.6	6	727 608 414	727 648 414	727 690 423
			—	10	727 600 114	727 640 174	727 690 424

Table 2

Single parts for **PE 100** unions d 75, d 90 and d 110

d	BF/ST	SF/MS	SDR	PN	Code union end	Code union bush	Code union nut*
75	==		11	10	753 608 612	753 648 612	727 690 442
			17.6	10	753 608 412	753 648 412	727 690 442
90	==		11	10	753 608 613	753 648 613	727 690 442
			17.6	10	753 608 413	753 648 413	727 690 442
110	==		11	10	753 608 614	753 648 614	727 690 443
			17.6	10	753 608 414	753 648 414	727 690 443

Table 3

O-Rings for PP-H, PE 100

d	BF/ST	SF/MS	SDR	PN	Code O-Ring EPDM ¹	Code O-Ring FPM ¹
75	==			16	748 410 013	749 410 013
				16	748 410 014	749 410 014
90	==			16	748 410 014	749 410 014
				16	748 410 015	749 410 015
110	==			16	748 410 015	749 410 015
				16	748 410 016	749 410 016

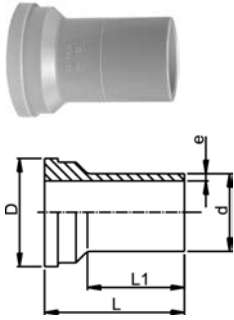
* Union nuts overlap several dimensions

¹ Flange adaptor O-rings, one size smaller in nominal dimensions, are used for the d 75–110 butt-fusion unions

27 60 85

PROGEF Standard, Union Ends IR Plus, SDR11**Model:**

- Material: PP-H
- Conventional butt-welding according to DVS 2207 part 11
- IR = Infrared-(IR Plus®) compatible. Please choose fusion parameters: PP-H
- Suitable for unions, diaphragm valves Type 314, tank adaptors and Vortex sensors
- **For the dimensions d75-110 please see instructions for the installation**

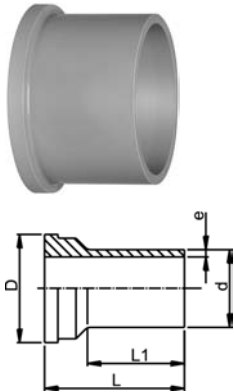


d [mm]	PN	FM	Code	kg	D [mm]	L [mm]	L1 [mm]	e [mm]
20	10	IR	727 608 506	0.010	30	54	38	1,9
25	10	IR	727 608 507	0.017	39	57	42	2,3
32	10	IR	727 608 508	0.024	45	60	41	2,9
40	10	IR	727 608 509	0.041	57	63	42	3,7
50	10	IR	727 608 510	0.054	63	66	44	4,6
63	10	IR	727 608 511	0.092	78	69	45	5,8
75	10	IR	727 608 512	0.146	101	66	34	6,8
90	10	IR	727 608 513	0.158	101	66	45	8,2
110	10	IR	727 608 514	0.233	121	66	40	10,0

27 60 84

PROGEF Standard, Union Ends IR Plus, SDR17,6**Model:**

- Material: PP-H
- Conventional butt-welding according to DVS 2207 part 11
- IR = Infrared-(IR Plus®) compatible. Please choose fusion parameters: PP-H
- Suitable for unions
- **For the dimensions d75-110 please see instructions for the installation**

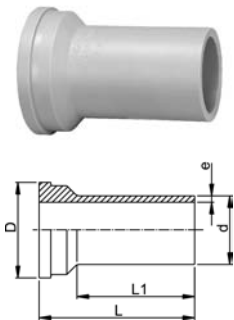


d [mm]	PN	FM	Code	kg	D [mm]	L [mm]	L1 [mm]	e [mm]
75	6	IR	727 608 412	0.114	101	66	34	4,3
90	6	IR	727 608 413	0.116	101	66	45	5,1
110	6	IR	727 608 414	0.165	121	66	40	6,3

27 60 85

PROGEF Standard, Union ends long, SDR11**Model:**

- Material: PP-H
- Conventional butt-welding according to DVS 2207 part 11
- IR = Infrared-(IR Plus®) compatible. Please choose fusion parameters: PP-H
- Spigot for electro fusion
- Suitable for unions, diaphragm valves Type 314 and Vortex sensors



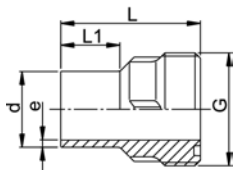
d [mm]	PN	FM	Code	kg	D [mm]	L [mm]	L1 [mm]	e [mm]
20	10	IR	727 608 516	0.010	30	67	52	1,9
25	10	IR	727 608 517	0.017	39	71	53	2,3
32	10	IR	727 608 518	0.024	45	73	55	2,9
40	10	IR	727 608 519	0.041	57	81	60	3,7
50	10	IR	727 608 520	0.054	63	87	66	4,6
63	10	IR	727 608 521	0.092	78	93	70	5,8

27 64 85

PROGEF Standard, Union Bushes, SDR11

Model:

- Material: PP-H
- Conventional butt-welding according to DVS 2207 part 11
- IR = Infrared-(IR Plus®) compatible. Please choose fusion parameters: PP-H
- Spigot for electro fusion
- Suitable for unions, diaphragm valves Type 314, tank adaptors and Vortex sensors



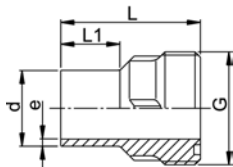
d [mm]	PN	FM	Code	kg	G [inch]	L [mm]	L1 [mm]	e [mm]
20	10	IR	727 648 506	0.012	1	54	26	1,9
25	10	IR	727 648 507	0.020	1 1/4	57	26	2,3
32	10	IR	727 648 508	0.029	1 1/2	60	25	2,9
40	10	IR	727 648 509	0.047	2	63	25	3,7
50	10	IR	727 648 510	0.064	2 1/4	66	25	4,6
63	10	IR	727 648 511	0.104	2 3/4	69	25	5,8
75	10	IR	727 648 512	0.172	S107.5x3.6	66	24	6,8
90	10	IR	727 648 513	0.182	S107.5x3.6	66	24	8,2
110	10	IR	727 648 514	0.258	S127.5x3.6	66	25	10,0



Union Bushes, PP-H SDR17,6

Model:

- Material: PP-H
- Conventional butt-welding according to DVS 2207 part 11
- IR = Infrared-(IR Plus®) compatible. Please choose fusion parameters: PP-H
- Gasket: O-Ring EPDM No. 48 41 00, FPM No. 49 41 00
- **For the dimensions d75-110 please see instructions for the installation**



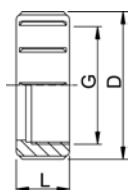
d [mm]	PN	FM	Code	kg	G [inch]	L [mm]	L1 [mm]	e [mm]
75	6	IR	727 648 412	0.152	S127.5x3.6	65.5	24	4.3
90	6	IR	727 648 413	0.154	S107.5x3.6	66.0	24	5.1
110	6	IR	727 648 414	0.207	S127.5x3.6	66.0	24	6.3

27 69 04

Union Nut, PP-GF

Model:

- PP glass-fibre reinforced



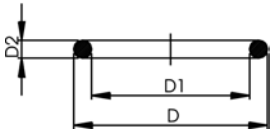
Socket Fusion d [mm]	Butt Fusion d [mm]	PN	G [inch]	Code	kg	D [mm]	L [mm]
16	16	10	3/4	727 690 405	0.008	35	21
20	20	10	1	727 690 406	0.021	48	24
25	25	10	1 1/4	727 690 407	0.034	58	26
32	32	10	1 1/2	727 690 408	0.042	65	28
40	40	10	2	727 690 409	0.045	79	31
50	50	10	2 1/4	727 690 410	0.060	91	35
63	63	10	2 3/4	727 690 411	0.168	111	39
75	75 - 90	10	S107,5x3,6	727 690 422	0.205	135	40
90	110	10	S127,5x3,6	727 690 423	0.288	158	43
110	-	10	S152,5x3,6	727 690 424	0.460	188	48

EPDM 48 41 00
FPM 49 41 00

O-Ring Gaskets

Model:

- For unions and adaptor unions
- Hardness approx. 65° Shore
- EPDM minimum temperature -40°C
- FPM minimum temperature -15°C

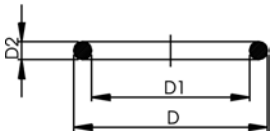


d [mm]	DN [mm]	EPDM Code	FPM Code	kg	D [mm]	D1 [mm]	D2 [mm]	
20	15	748 410 006	749 410 006	0.002	27	20	4	
25	20	748 410 007	749 410 007	0.002	35	28		
32	25	748 410 008	749 410 008	0.002	40	33	4	
40	32	748 410 009	749 410 009	0.006	51	41	5	
50	40	748 410 010	749 410 010	0.007	58	47	5	
63	50	748 410 011	749 410 011	0.010	70	60	5	

O-Ring Gasket

Model:

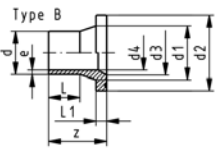
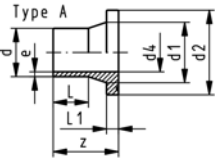
- for unions PP-H, PE100 and PVDF butt fusion
- d75 748 410 013 (EPDM), 749 410 013 (FPM)
- d90 748 410 014 (EPDM), 749 410 014 (FPM)
- d110 748 410 015 (EPDM), 749 410 015 (FPM)



EPDM Code	FPM Code	kg	D [mm]	D1 [mm]	D2 [mm]	
748 410 013	749 410 013	0.011	80			
748 410 014	749 410 014	0.012	93			
748 410 015	749 410 015	0.015	112			

Flange Adaptors, Flanges and Gaskets for Butt Fusion

PROGEF Standard, Flange Adaptor, S5/SDR11 Combined Jointing Face: Flat and Serrated



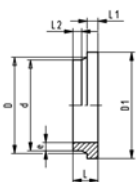
Model:

- Material: PP-H
- Conventional butt-welding according to DVS 2207 part 11
- IR = Infrared-(IR Plus®) compatible. Please choose fusion parameters: PP-H
- Suitable for flange connections to metric (from d110 also to ANSI/ASME B16.5)
- Up to d315, suitable for butterfly valve type 567, 568 and 037
- Gasket: Profile flange gasket EPDM No. 48 44 07, FPM No. 49 44 07

* Type B with chamfer

d [mm]	DN [mm]	FM	Code	kg	z [mm]	d1 [mm]	d2 [mm]	d3 [mm]	d4 [mm]	L [mm]	L1 [mm]	e [mm]
20	15	IR	727 798 706	0.015	50	26	45		16	29	7	1.9
25	20	IR	727 798 707	0.028	52	32	58		20	27	9	2.3
32	25	IR	727 798 708	0.042	54	40	68		26	28	10	3.0
40	32	IR	727 798 709	0.064	56	49	78		32	25	11	3.7
50	40	IR	727 798 710	0.088	62	60	88		40	32	12	4.6
63	50	IR	727 798 711	0.144	68	75	102		51	38	14	5.8
*75	65	IR	727 798 712	0.243	80	89	122	66	61	43	16	6.9
*90	80	IR	727 798 713	0.326	80	105	138	78	73	41	17	8.2
*110	100	IR	727 798 714	0.441	80	125	158	100	90	40	18	10.0
*125	100	IR	727 798 715	0.520	82	132	158	114	102	35	25	11.4
*140	125	IR	727 798 716	0.800	89	155	188	127	114	39	25	12.8
*160	150	IR	727 798 717	0.920	92	175	212	151	131	45	25	14.6
*180	150	IR	727 798 718	0.900	80	180	212	154	147	45	30	16.4
*200	200	IR	727 798 719	1.670	100	232	268	203	163	30	32	18.2
*225	200	IR	727 798 720	1.700	100	235	268	210	184	35	32	20.5
*250	250		727 798 721	2.790	100	285	320	250	204	25	35	22.7
*280	250		727 798 722	2.610	100	291	320	265	229	35	35	25.4
*315	300		727 798 723	3.410	100	335	370	300	257	25	35	28.6
*355	350		727 798 724	5.600	180	373	430	340	290	20	40	32.3
*400	400		727 798 725	8.300	187	427	482	385	327	29	46	36.6

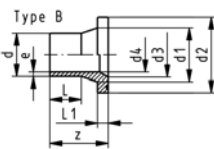
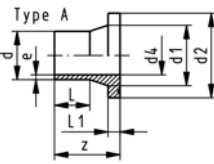
PROGEF Standard, Flange Adaptors, S5/SDR11 Jointing Face serrated, metric



Model:

- Injection moulded
- Material: PP-R
- Conventional butt-welding according to DVS 2207 part 11

d [mm]	DN [mm]	FM	Code	kg	z [mm]	d1 [mm]	d2 [mm]	d3 [mm]	d4 [mm]	L [mm]	L1 [mm]	e [mm]
*450	400		727 798 726	13.000	138	514	585	400	368	44	60	40.9
*500	450		727 798 727	13.000	138	530	585	440	409	44	60	45.4



PROGEF Standard, Flange Adaptor, PP-H S5/SDR11 Combined Jointing Face: Flat and Serrated

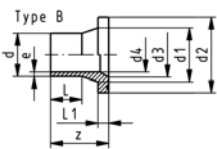
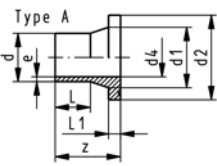


Model:

- Conventional butt-welding according to DVS 2207 part 11
- IR = Infrared-(IR Plus®) compatible. Please choose fusion parameters: PP-H
- Suitable for flange connections to **ANSI/ASME B 16.5**
- Up to d315, suitable for butterfly valve type 567, 568 and 037
- Gasket: Profile flange gasket EPDM No. 48 44 07, FPM No. 49 44 07

* Type B with chamfer

d [mm]	DN [mm]	FM	Code	kg	z [mm]	d1 [mm]	d2 [mm]	d3 [mm]	d4 [mm]	L [mm]	L1 [mm]	e [mm]
20	15	IR	727 798 706	0.015	50	26	45		16	29	7	1.9
25	20	IR	727 798 757	0.025	85	33	54		20	41	9	2.3
32	20	IR	727 798 758	0.039	85	40	63		26	44	10	3.0
40	20	IR	727 798 759	0.058	85	50	73		32	49	11	3.7
50	20	IR	727 798 760	0.082	85	61	82		40	55	12	4.6
63	50	IR	727 798 711	0.144	68	75	102		51	38	14	5.8
*75	65	IR	727 798 712	0.243	80	89	122	66	61	43	16	6.9
*90	20	IR	727 798 763	0.297	140	105	133	78	73	85	17	8.2
*110	100	IR	727 798 714	0.441	80	125	158	100	90	40	18	10.0
*125	100	IR	727 798 715	0.520	82	132	158	114	102	35	25	11.4
*140	125	IR	727 798 716	0.800	89	155	188	127	114	39	25	12.8
*160	150	IR	727 798 717	0.920	92	175	212	151	131	45	25	14.6
*180	150	IR	727 798 718	0.900	80	180	212	154	147	45	30	16.4
*200	200	IR	727 798 719	1.670	100	232	268	203	163	30	32	18.2
*225	200	IR	727 798 720	1.700	100	235	268	210	184	35	32	20.5
*250	250		727 798 721	2.790	100	285	320	250	204	25	35	22.7
*280	250		727 798 722	2.610	100	291	320	265	229	35	35	25.4
*315	300		727 798 723	3.410	100	335	370	300	257	25	35	28.6
*355	350		727 798 724	5.600	180	373	430	340	290	20	40	32.3
*400	400		727 798 725	8.300	187	427	482	385	327	29	46	36.6



PROGEF Standard, Flange Adaptor, S8.3/SDR17.6 Combined Jointing Face: Flat and Serrated

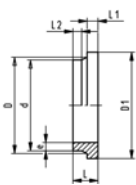


Model:

- Material: PP-H
- Conventional butt-welding according to DVS 2207 part 11
- IR = Infrared-(IR Plus®) compatible. Please choose fusion parameters: PP-H
- Suitable for flange connections to metric (from d110 also to ANSI/ASME B16.5)
- Up to d315, suitable for butterfly valve type 567, 568 and 037
- Gasket: Profile flange gasket EPDM No. 48 44 07, FPM No. 49 44 07

* Type B with chamfer

d [mm]	DN [mm]	FM	Code	kg	z [mm]	d1 [mm]	d2 [mm]	d3 [mm]	d4 [mm]	L [mm]	L1 [mm]	e [mm]
50	40	IR	727 798 785	0.070	50	61	88		42	21	12	3.0
63	50	IR	727 798 786	0.100	50	75	102		53	16	14	3.8
75	65	IR	727 798 787	0.203	80	89	122		65	43	16	4.5
90	80	IR	727 798 788	0.273	80	105	138		78	41	17	5.4
110	100	IR	727 798 789	0.363	80	125	158		96	40	18	6.6
*125	100	IR	727 798 790	0.335	80	132	158	114	107	42	18	7.4
*140	125	IR	727 798 791	0.499	80	155	188	127	120	34	18	8.3
*160	150	IR	727 798 792	0.770	92	175	212	158	142	45	25	9.1
180	150	IR	727 798 793	0.630	80	180	212		156	30	20	10.2
*200	200	IR	727 798 794	1.380	100	232	268	203	177	30	32	11.4
*225	200	IR	727 798 795	1.350	100	235	268	210	199	35	32	12.8
*250	250		727 798 796	1.800	100	285	320	250	216	25	25	14.8
*280	250		727 798 797	2.030	100	291	320	265	243	45	25	16.6
*315	300		727 798 798	2.200	100	335	370	300	274	35	25	18.7
*355	350		727 798 799	5.800	182	374	431	340	314	100	30	21.4
*400	400		727 798 800	7.700	199	428	484	385	353	110	33	23.2



PROGEF Standard, Flange Adaptors, S8.3/SDR17,6 Jointing Face serrated, metric



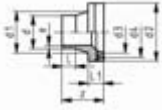
Model:

- Injection moulded
- Material: PP-R
- Conventional butt-welding according to DVS 2207 part 11

d [mm]	DN [mm]	Code	kg	z [mm]	d1 [mm]	d2 [mm]	d3 [mm]	d4 [mm]	L [mm]	L1 [mm]	e [mm]
*450	400	727 798 801	13.000	140	514	585		396	60	46	25.5
*500	450	727 798 802	13.000	140	530	585		440	60	46	28.4

27 79 88

PROGEF Standard, Flange Adaptors, S5/SDR11 Jointing Face, combination serrated / flat metric for Butterfly Valves



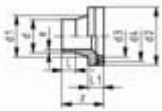
Model:

- Conventional butt-welding according to DVS 2207 part 11
- Suitable for most common butterfly valves
- Chamfered and ready for use
- Including spacer and O-Ring EPDM

d [mm]	DN [mm]	Code	kg	d1 [mm]	d2 [mm]	d3 [mm]	z [mm]	L [mm]	L1 [mm]	e [mm]
355	350	727 798 824	7.500	373	430	346	118	40	75	32.2
400	400	727 798 825	10.300	427	482	404	140	55	82	36.3

27 79 88

PROGEF Standard, Flange Adaptor, S8,3/SDR17,6 Jointing face, combination serrated / flat metric



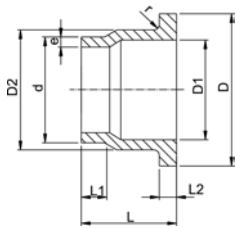
Model:

- Conventional butt-welding according to DVS 2207 part 11
- Suitable for most common butterfly valves
- Chamfered and ready for use
- Including spacer and O-Ring EPDM

d [mm]	DN [mm]	Code	kg	d1 [mm]	d2 [mm]	d3 [mm]	L [mm]	L1 [mm]	z [mm]	e [mm]
355	350	727 798 849	5.800	373	430	346	156	66	118	20.1
400	400	727 798 850	7.700	427	482	404	176	69	140	22.7

27 80 80

PROGEF Standard, Outlet Flange Adaptors, S5/SDR11



Model:

- Material: PP-R unpigmented
- Conventional butt-welding according to DVS 2207 part 11
- To wafer check valves Type 369

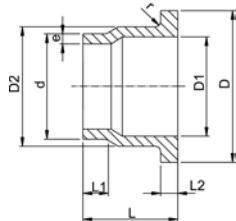
Attention:

- In conjunction with outlet flange adaptors, **flange rings for socket systems** must be used.

d [mm]	DN [mm]	Code	kg	D [mm]	D1 [mm]	D2 [mm]	L [mm]	L1 [mm]	L2 [mm]	e [mm]	r [mm]
40	32	727 808 034	0.064	80	37	50	64	30	11	3,7	3
50	40	727 808 035	0.088	90	43	61	67	30	12	4,6	3
63	50	727 808 036	0.126	105	54	76	74	30	14	5,8	4
75	65	727 808 037	0.187	125	70	90	78	30	16	6,8	4
90	80	727 808 038	0.346	140	82	108	87	35	17	8,2	4
110	100	727 808 039	0.500	160	105	131	102	41	18	10,0	4
140	125	727 808 041	0.710	190	130	165	124	47	25	12,7	4
160	150	727 808 042	0.910	215	158	188	149	52	25	14,6	4
225	200	727 808 045	1.830	270	206	248	180	55	32	20,5	4
280	250	727 808 047	3.550	325	259	308	240	63	35	25,4	4
315	300	727 808 048	4.960	375	308	346	272	66	35	28,6	4

27 80 80

PROGEF Standard, Outlet Flange Adaptors, S8,3/SDR17,6



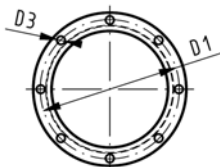
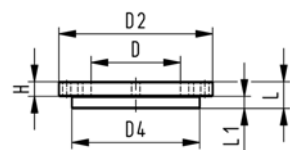
Model:

- Material: PP-R unpigmented
- Conventional butt-welding according to DVS 2207 part 11
- To wafer check valves Type 369

Attention:

- In conjunction with outlet flange adaptors, **flange rings for socket systems** must be used.

d [mm]	DN [mm]	Code	kg	D [mm]	D1 [mm]	D2 [mm]	L [mm]	L1 [mm]	L2 [mm]	e [mm]	r [mm]	
40	32	727 808 009	0.048	80	37	50	64	30	11	2,3	3	
50	40	727 808 010	0.067	90	43	61	67	30	12	2,9	3	
63	50	727 808 011	0.096	105	54	76	74	30	14	3,6	4	
75	65	727 808 012	0.170	125	70	90	78	30	16	4,3	4	
90	80	727 808 013	0.260	140	82	108	87	35	17	5,1	4	
110	100	727 808 014	0.355	160	105	131	102	41	18	6,3	4	
140	125	727 808 016	0.500	190	130	165	124	47	18	8,0	4	
160	150	727 808 017	0.630	215	158	188	149	52	18	9,1	4	
225	200	727 808 020	1.225	270	206	248	180	55	24	12,7	4	
280	250	727 808 022	2.230	325	259	308	240	63	25	15,9	4	
315	300	727 808 023	2.450	375	308	346	272	66	25	17,9	4	



Blanking Flange Set, PP-H Combined Jointing face flat and serrated metric



Model:

- d63 - d315: Backing Flange PP-V with End Blank PP-H
- d355 - d630: Backing Flange PP/Steel with End Blank PP-H
- Connecting dimensions: ISO 7005, EN 1092, DIN 2501
- **Bolt circle PN 10**

AL: number of holes

L: length of the End Blank

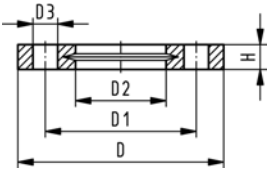

d [mm]	DN [mm]	PN	Code	kg	D [mm]	D1 [mm]	D2 [mm]	D3 [mm]	D4 [mm]	H [mm]	L [mm]	L1 [mm]	AL
63	50	10	727 700 611	0.668	75	125	165	18	102	24	30	14	4
75	65	10	727 700 612	0.901	89	145	185	18	122	26	30	16	4
90	80	10	727 700 613	1.054	105	160	200	18	138	27	30	17	8
110	100	10	727 700 614	1.199	125	180	220	18	158	28	30	18	8
125	100	10	727 700 615	1.658	132	180	220	18	158	28	35	25	8
140	125	10	727 700 616	1.883	155	210	250	18	188	30	40	25	8
160	150	10	727 700 617	2.312	175	240	285	22	212	32	40	25	8
180	150	10	727 700 618	2.386	180	240	285	22	212	32	45	30	8
200	200	10	727 700 619	3.419	232	295	340	22	268	34	50	32	8
225	200	10	727 700 620	3.658	235	295	340	22	268	34	50	32	8
250	250	10	727 700 621	5.425	285	350	395	22	320	38	55	35	12
280	250	10	727 700 622	19.781	291	350	395	22	320	38	60	35	12
315	300	10	727 700 623	24.348	335	400	445	22	370	42	65	35	12
355	350	10	727 700 624	22.874	373	460	515	22	430	40	70	40	16
400	400	10	727 700 625	30.304	427	515	574	26	482	40	75	46	16
450	500	10	727 700 626	43.485	510	620	684	26	585	49	80	60	20
500	500	10	727 700 627	46.203	530	620	684	26	585	49	90	60	20
560	600	10	727 700 628	65.823	615	725	796	30	685	58	100	60	20
630	600	10	727 700 629	67.056	642	725	796	30	685	58	110	60	20

27 70 04
27 70 05

Backing Flanges, PP-V for Butt Fusion Systems metric

Model:

- Modern full-plastic flange PP-GF (30 % glass-fibre reinforced)
- With V-groove which applies force evenly on collar
- With integrated bolt retainers as an assembly aid
- Connecting dimension: ISO 7005, EN 1092, BS 4504, DIN 2501
- **Bolt circle PN 10**



¹⁾ Suitable for socket- and butt fusion systems (no pictograph on flange)
AL: number of holes

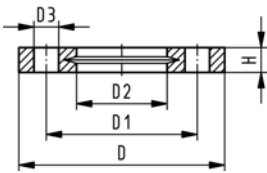
d [mm]	Inch	DN [mm]	PN	Code	kg	D [mm]	D1 [mm]	D2 [mm]	D3 [mm]	H [mm]	AL	SC
20		15	16	727 700 406	0.080	95	65	28	14	16	4	M12
25		20	16	727 700 407	0.100	105	75	34	14	17	4	M12
32		25	16	727 700 408	0.140	115	85	42	14	18	4	M12
40		32	16	727 700 409	0.220	140	100	51	18	20	4	M16
50		40	16	727 700 410	0.210	150	110	62	18	22	4	M16
63		50	16	727 700 411	0.380	165	125	78	18	24	4	M16
75		65	16	727 700 412	0.480	185	145	92	18	26	4	M16
90		80	16	727 700 513	0.520	200	160	108	18	27	8	M16
110		100	16	727 700 514	0.680	220	180	128	18	28	8	M16
125		100	16	727 700 515	0.760	220	180	135	18	28	8	M16
140		125	16	727 700 516	0.800	250	210	158	18	30	8	M16
160	6	150	16	727 700 517	1.200	285	241	178	22	32	8	M20
180	6	150	16	727 700 518	1.200	285	240	188	22	32	8	M20
200	8	200	16	727 700 519	1.400	340	295	235	22	34	8	M20
225	9	200	16	727 700 520	1.400	340	295	238	22	34	8	M20
250		250	16	727 700 521	1.700	395	350	288	22	38	12	M20
280		250	16	727 700 522	1.700	395	350	294	22	38	12	M20
315		300	16	727 700 523	2.400	445	400	338	22	42	12	M20
355		350	10	727 700 524	3.000	515	460	376	22	46	16	M20
400		400	10	727 700 525	3.500	574	515	442	26	50	16	M24

27 70 04
27 70 05

Backing Flanges, PP-V for Socket Systems metric



Model:

- Modern full-plastic flange PP-GF (30 % glass-fibre reinforced)
- With V-groove which applies force evenly on collar
- With integrated bolt retainers as an assembly aid
- Connecting dimension: ISO 7005, EN 1092, BS 4504, DIN 2501
- **Bolt circle PN 10**



¹⁾ Suitable for socket- and butt fusion systems (no pictograph on flange)

AL: number of holes

d [mm]	Inch	DN [mm]	PN	Code	kg	D [mm]	D1 [mm]	D2 [mm]	D3 [mm]	H [mm]	AL	SC
20		15	16	727 700 406	0.080	95	65	28	14	16	4	M12
25		20	16	727 700 407	0.100	105	75	34	14	17	4	M12
32		25	16	727 700 408	0.140	115	85	42	14	18	4	M12
40		32	16	727 700 409	0.220	140	100	51	18	20	4	M16
50		40	16	727 700 410	0.210	150	110	62	18	22	4	M16
63		50	16	727 700 411	0.380	165	125	78	18	24	4	M16
75		65	16	727 700 412	0.480	185	145	92	18	26	4	M16
90		80	16	727 700 413	0.520	200	160	110	18	27	8	M16
110		100	16	727 700 414	0.680	220	180	133	18	28	8	M16
140		125	16	727 700 416	0.800	250	210	167	18	30	8	M16
160	6	150	16	727 700 417	1.200	285	241	190	22	32	8	M20
200		200	16	727 700 419	1.500	340	296	226	22	34	8	M20
225	8	200	16	727 700 420	1.400	340	295	250	22	34	8	M20
250		250	16	727 700 421	1.700	395	350	277	22	38	12	M20
280		250	16	727 700 422	1.700	395	350	310	22	38	12	M20
315		300	16	727 700 423	2.400	445	400	348	22	42	12	M20
 355		350	10	727 700 424	3.000	515	460	388	22	46	16	M20
 400		400	10	727 700 425	3.500	574	515	442	26	50	16	M24

27 70 14
27 70 15

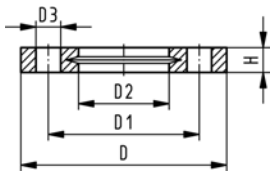

Backing Flanges, PP-V for Butt Fusion Systems Inch/ANSI

Model:

- Modern full-plastic flange PP-GF (30 % glass-fibre reinforced)
- With V-groove which applies force evenly on collar
- With integrated bolt-fixing as an assembly aid
- Connecting dimension: ANSI/ASME B 16.5 class 150, ASTM D 4024, BS 1560, BS EN 1759
- **Bolt circle class 150**

1) Suitable for socket- and butt fusion systems (no pictograph on flange)

AL: number of holes



Inch	DN [mm]	PN	Code	kg	D [mm]	D1 [mm]	D2 [mm]	D3 [mm]	H [mm]	AL	SC
1/2	15	16	727 701 406	0.080	95	60	28	16	16	4	M12
3/4	20	16	727 701 407	0.100	105	70	34	16	17	4	M12
1	25	16	727 701 408	0.140	115	79	42	16	18	4	M12
1 1/4	32	16	727 701 409	0.220	140	89	51	16	20	4	M16
1 1/2	40	16	727 701 410	0.210	150	98	62	16	22	4	M16
2	50	16	727 701 411	0.380	165	121	78	19	24	4	M16
2 1/2	65	16	727 701 412	0.480	185	140	92	19	26	4	M16
3	80	16	727 701 513	0.520	200	152	108	19	27	4	M16
4	100	16	727 701 514	0.680	229	190	128	19	28	8	M16
6	150	16	727 700 517	1.200	285	241	178	22	32	8	M20
8	200	16	727 700 519	1.400	340	295	235	22	34	8	M20
9	200	16	727 700 520	1.400	340	295	238	22	34	8	M20
10	250	16	727 701 521	1.800	406	362	288	26	38	12	M20
10	250	16	727 701 522	1.700	406	362	294	26	38	12	M20
12	300	16	727 701 523	2.400	483	432	338	26	42	12	M20

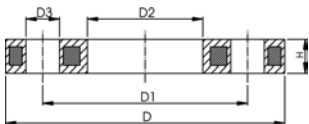

27 70 02
27 70 03

Backing Flanges, PP/Steel for Butt Fusion Systems metric

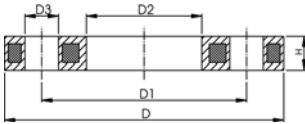
Model:

- Material: PP (30 % glass-fibre reinforced) with steel ring
- Connecting dimension: ISO 7005, EN 1092, BS 4504, DIN 2501
- **Bolt circle PN 10**

AL: number of holes



d [mm]	d [inch]	DN [mm]	PN	Code	kg	D [mm]	D1 [mm]	D2 [mm]	D3 [mm]	H [mm]	AL	SC
20		15	16	727 700 206	0.220	95	65	28	14	12	4	M12
25		20	16	727 700 207	0.260	105	75	34	14	12	4	M12
32		25	16	727 700 208	0.430	115	85	42	14	16	4	M12
40		32	16	727 700 209	0.650	140	100	51	18	16	4	M16
50		40	16	727 700 210	0.820	150	110	62	18	18	4	M16
63		50	16	727 700 211	0.940	165	125	78	18	18	4	M16
75		65	16	727 700 212	1.300	185	145	92	18	18	4	M16
90		80	16	727 700 313	1.400	200	160	108	18	20	8	M16
110		100	16	727 700 314	1.580	220	180	128	18	20	8	M16
125		100	16	727 700 315	1.550	220	180	135	18	20	8	M16
140		125	16	727 700 316	2.360	250	210	158	18	24	8	M16
160	6	150	16	727 700 317	3.890	285	240	178	22	24	8	M20
180		150	16	727 700 318	3.410	285	240	188	22	24	8	M20
200		200	16	727 700 319	5.180	340	295	235	22	27	8	M20
225		200	16	727 700 320	5.150	340	295	238	22	27	8	M20



d	d	DN	PN	Code	kg	D	D1	D2	D3	H	AL	SC
[mm]	[inch]	[mm]				[mm]	[mm]	[mm]	[mm]	[mm]		
250		250	16	727 700 321	6.680	395	350	288	22	30	12	M20
280		250	16	727 700 322	6.580	395	350	294	22	30	12	M20
315		300	16	727 700 323	8.420	445	400	338	22	34	12	M20
355		350	16	727 700 324	15.790	515	460	376	22	40	16	M20
400		400	16	727 700 325	19.320	574	515	430	26	40	16	M24

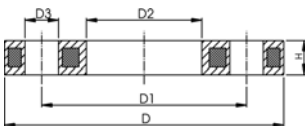

27 70 12

Backing Flanges, PP/Steel for Butt Fusion Systems Inch/ANSI

Model:

- Material: PP (30 % glass-fibre reinforced) with steel ring
- Connecting dimension: ANSI/ASME B 16.5 class 150, ASTM D 4024, BS 1560, BS EN 1759
- **Bolt circle class 150**

AL: number of holes



d	DN	d	PN	Code	kg	D1	D2	D3	D	H	AL
[inch]	[mm]	[mm]				[mm]	[mm]	[mm]	[mm]	[mm]	
½	15	20	16	727 701 206	0.210	60	28	16	95	12	4
¾	20	25	16	727 701 207	0.250	70	34	16	105	12	4
1	25	32	16	727 701 208	0.420	79	42	16	115	16	4
1 ¼	32	40	16	727 701 209	0.670	89	51	16	140	16	4
1 ½	40	50	16	727 701 210	0.860	98	62	16	150	18	4
2	50	63	16	727 701 211	0.930	121	78	19	165	18	4
2 ½	65	75	16	727 701 212	1.340	140	92	19	185	18	4
3	80	90	16	727 701 313	1.550	152	108	19	200	20	4
4	100	110	16	727 701 314	1.840	190	128	19	229	20	8
6	150	160	16	727 700 317	3.890	240	178	22	285	24	8
8	200	200	16	727 701 319	5.180	298	235	22	340	27	8
8	200	225	16	727 701 320	5.150	298	238	22	340	27	8

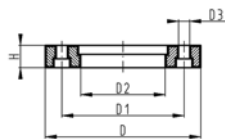
24 70 04

Profiled Backing Flanges, PP/Steel for Butt Fusion Systems metric

Model:

- PP with glass-fibre reinforcement and GGG 50 insert
- Connecting dimensions: ISO 7005, EN 1092, DIN 2501
- **Bolt circle PN 10**

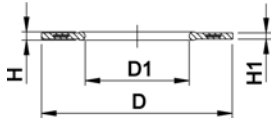
AL: number of holes



d	DN	PN	Code	kg	D	D1	D2	D3	H	AL	SC
[mm]	[mm]				[mm]	[mm]	[mm]	[mm]	[mm]		
355	350	10	724 700 424	15.570	521	460	376	22	48	16	M20
400	400	10	724 700 425	19.800	582	515	430	26	51	16	M24
450	500	10	724 700 426	25.600	684	620	517	26	49	20	M24
500	500	10	724 700 427	24.300	684	620	533	26	49	20	M24
560	600	10	724 700 428	35.700	796	725	618	30	58	20	M27
630	600	10	724 700 429	32.500	796	725	645	30	68	20	M27

EPDM 48 44 07
FPM 49 44 07

Profile Flange Gaskets metric EPDM / FPM



Model:

- For all GF Flange Adaptors
- Profile Gasket with steel insert (type G-ST-P/K)
- Hardness: 70° Shore **EPDM**, 75° Shore **FPM**
- Centering on the inner diameter of the screw crown

di FA are the suitable inner diameters of flange adaptors

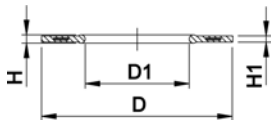
d [mm]	DN [mm]	PN	EPDM Code	FPM Code	kg	D [mm]	D1 [mm]	H [mm]	H1 [mm]	di FA [mm]
20	15	16	748 440 706	749 440 706	0.008	51	20	4	3	10 - 20
25	20	16	748 440 707	749 440 707	0.011	61	22	4	3	12 - 22
32	25	16	748 440 708	749 440 708	0.014	71	28	4	3	18 - 28
40	32	16	748 440 709	749 440 709	0.021	82	40	4	3	30 - 40
50	40	16	748 440 710	749 440 710	0.022	92	46	4	3	36 - 46
63	50	16	748 440 711	749 440 711	0.041	107	58	5	4	48 - 58
75	65	16	748 440 712	749 440 712	0.055	127	69	5	4	59 - 69
90	80	16	748 440 713	749 440 713	0.062	142	84	5	4	73 - 84
110	100	16	748 440 714	749 440 714	0.085	162	104	6	5	94 - 104
125	100	16	748 440 715	749 440 715	0.158	162	123	6	5	113 - 123
140	125	16	748 440 716	749 440 716	0.118	192	137	6	5	127 - 137
160 / 180	150	16	748 440 717	749 440 717	0.153	218	160	8	6	150 - 160
200	200	16	748 440 719	749 440 719	0.263	273	203	8	6	192 - 203
225	200	16	748 440 720	749 440 720	0.181	273	220	8	6	207 - 220
250	250	16	748 440 721	749 440 721	0.410	328	252	8	6	238 - 252
280	250	16	748 440 722	749 440 722	0.226	328	274	8	6	264 - 274
315	300	16	748 440 723	749 440 723	0.334	378	306	8	6	296 - 306
355	350	16	748 440 724	749 440 724	0.410	438	355	10	7	340 - 355
400	400	16	748 440 725	749 440 725	0.513	489	400	10	7	385 - 400
450	500	16	748 440 726	749 440 726	0.718	594	403	10	7	393 - 403
500	500	16	748 440 727	749 440 727	0.718	594	447	10	7	437 - 447
560	600	16	748 440 728	749 440 728	0.923	695	494	10	7	484 - 494
630	600	16	748 440 729	749 440 729	0.923	695	555	10	7	545 - 555

EPDM 48 44 03
FPM 49 44 03

Profile flange gaskets for Flange connections, metric






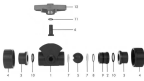

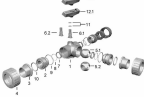





Model:




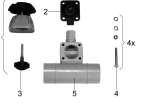



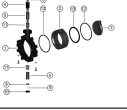



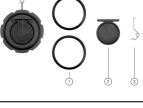


- Hardness: 70° Shore **EPDM**, 75° Shore **FPM**
- suitable for flange adaptors



d [mm]	EPDM Code	FPM Code	kg	D [mm]	D1 [mm]	H [mm]	H1 [mm]
110	748 440 309	749 440 309	0.112	162	83 - 93	6	5
125	748 440 310	749 440 310	0.110	162	95 - 105	6	5
140	748 440 311	749 440 311	0.146	192	107 - 117	6	5
160	748 440 312	749 440 312	0.207	218	125 - 135	8	6
180	748 440 313	749 440 313	0.260	218	141 - 151	8	6
200	748 440 314	749 440 314	0.430	273	158 - 168	8	6
225	748 440 315	749 440 315	0.365	273	178 - 188	8	6
250	748 440 316	749 440 316	0.520	328	298 - 208	8	6
280	748 440 317	749 440 317	0.496	328	223 - 233	8	6
315	748 440 318	749 440 318	0.600	378	252 - 262	8	6
355	748 440 319	749 440 319	0.750	438	284 - 294	8	6
400	748 440 320	749 440 320	0.750	489	321 - 331	8	6

PROGEF Standard Hand-Operated and Actuated Valves

		Page
	Ball Valves 546	71
	Spare parts for ball valve type 546 PP-H (DN10/15-50)	90
		
	Spare parts for ball valve type 546 PP-H (DN65-100)	94
		
 DN10/15 - 50	Accessories for Ball Valve 546	97
	Ball Valves 323	102
	Spare Parts for Ball Valve 323	104
		
	Ball Valves 343	105
	Spare Parts for Ball Valve 343	116
		
	Diaphragm Valves 314	119
	Spare Parts for Diaphragm Valve 314	123
		
	Diaphragm Valves 315	124
	Spare Parts for Diaphragm Valve 315	126
		
	Diaphragm Valves 317	127

	Spare Parts for Diaphragm Valve 317 (DN15-65)	132
	Spare Parts for Diaphragm Valve 317 (DN80-150)	133
	Diaphragm Valves 319	134
	Spare Parts for Diaphragm Valves 319	135
	Accessories for Diaphragm Valves	138
	Butterfly valves	139
	Spare parts for butterfly valve type 567 PP-H Hand lever with index plate	148
	Spare parts for butterfly valve type 568 PP-H Hand lever with index plate	150
	Ball Check Valves 360	151
	Spare Parts for Ball Check Valve 360	158
	Wafer Check Valves 369	160
	Spare parts for wafer check valve type 369 PP-H	165
	Strainers 305	167
	Spare Parts for Line Strainer 305	168



Solenoid valves

169



Ball Valves Electric

177



Ball Valves Pneumatic

217



Diaphragm Valves Pneumatic

260



Butterfly Valves Electric

287



Butterfly Valves Pneumatic

299



Process Control Valves

308

Hand-Operated Valves

General Information

Material

The material PP-H conforms with the corresponding recommendations of the German Federal board of Health.

Standards

All the main dimensions, such as nominal bore, z dimensions, socket depth and diameter, are in accordance with ISO Recommendations, ISO Draft Resolutions for millimetre pipes and DIN 3442.

Fusion joints
EN 558-1 DIN 3442

Thread joint	Flange joint	
ISO 7/1 DIN 2999 BSI 21	DIN 2501/8063	on request ANSI B 16.5 JIS

Joining

Fusion jointing:

Pipes with outside diameter tolerances in accordance with DIN 8077 can be readily jointed with GF Piping Systems Valves.

Threaded joint:

BSP parallel female threads are in accordance with ISO 7/1 or DIN 2999. Threaded plastic Valves should be jointed to plastics pipe or to other plastics parts. Jointing to metal pipe or fittings is permissible only where there is little stress, and should be carried out with great care.

Nominal Pressure

see column PN

Marking

GF Piping Systems valves are marked as follows:

- +GF+
- pipe o.d.
- pipe nominal bore
- material
- pressure rating: PN ...

Overall length

When used with flange adaptors or union ends from GF Piping Systems, the lengths of valves correspond to EN 558-1 (org. DIN 3202) or VSM standard 19431 and NF.E 29492.

Dimensions

All dimensions are given in mm.

Information Service

For detailed information see our Catalogue "Plastic Piping Systems".

Quality control conforming to DIN 3442, Part 1

The function and tightness of every valve are factory-tested. Testing is carried out with air under water.

Orders

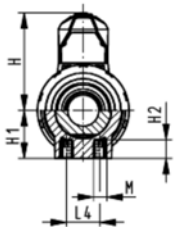
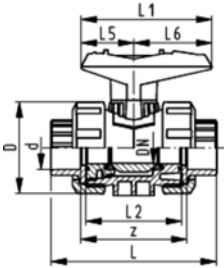
Always quote the GF Piping Systems code number when placing orders.

Ordering example

8 ball valves 167 346 005

Ball Valves 546

Ball valve type 546 PP-H With mounting inserts With fusion sockets metric



Model:

- Material: PP-H
- For easy installation and removal
- Ball seals PTFE
- Integrated stainless steel mounting inserts
- Image and drawing DN65-100 please see **"New product ball valve DN65-100"**
- z-dimension, valve end and union nut are **not compatible** with type 346 (DN10/15-50) resp. type 370 (DN65-100)

Option:

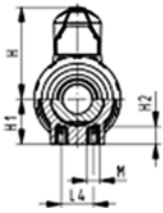
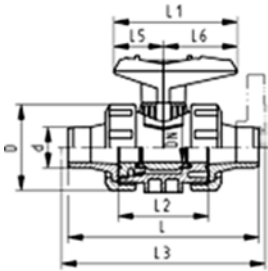
- Individual configuration of the valve (see form)
- Multifunctional module with integrated limit switches
- Pneumatic or electric actuators from +GF+

d [mm]	DN [mm]	PN	kv-value ($\Delta p=1$ bar) [l/min]	EPDM Code	FPM Code	kg	
16	10	10	71	167 546 401	167 546 411	0.115	
20	15	10	185	167 546 402	167 546 412	0.115	
25	20	10	350	167 546 403	167 546 413	0.180	
32	25	10	700	167 546 404	167 546 414	0.255	
40	32	10	1000	167 546 405	167 546 415	0.440	
50	40	10	1600	167 546 406	167 546 416	0.610	
63	50	10	3100	167 546 407	167 546 417	1.145	
75	65	10	5000	167 546 408	167 546 418	3.700	
90	80	10	7000	167 546 409	167 546 419	5.500	
110	100	10	11000	167 546 410	167 546 420	8.700	

d [mm]	D [mm]	H [mm]	H1 [mm]	H2 [mm]	L [mm]	L1 [mm]	L2 [mm]	L4 [mm]	L5 [mm]	L6 [mm]	M	z [mm]	
16	50	57	27	12	93	77	56	25	32	45	M6	67	
20	50	57	27	12	95	77	56	25	32	45	M6	66	
25	58	67	30	12	109	97	65	25	39	58	M6	77	
32	68	73	36	12	119	97	71	25	39	58	M6	83	
40	84	90	44	15	135	128	85	45	54	74	M8	99	
50	97	97	51	15	147	128	89	45	54	74	M8	105	
63	124	116	64	15	168	152	101	45	66	87	M8	117	
75	166	149	85	15	233	270	136	70	64	206	M8	167	
90	200	161	105	15	254	270	141	70	64	206	M8	180	
110	238	178	123	22	301	320	164	120	64	256	M12	215	



DN10/15 - 50






Ball valve type 546 PP-H With mounting inserts With socket fusion spigots metric




Model:

- Material: PP-H
- For easy installation and removal
- Ball seals PTFE
- Integrated stainless steel mounting inserts
- Image and drawing DN65-100 please see **"New product ball valve DN65-100"**
- z-dimension, valve end and union nut are **not compatible** with type 346 (DN10/15-50) resp. type 370 (DN65-100)

Option:

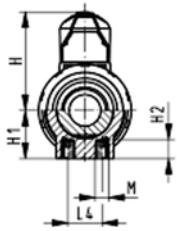
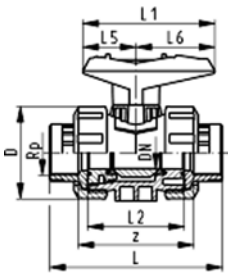
- Individual configuration of the valve (see form)
- Multifunctional module with integrated limit switches
- Pneumatic or electric actuators from +GF+

d [mm]	DN [mm]	PN	kv-value ($\Delta p=1$ bar) [l/min]	EPDM Code	FPM Code	kg	
16	10	10	71	167 546 041	167 546 051	0.120	
20	15	10	185	167 546 042	167 546 052	0.120	
25	20	10	350	167 546 043	167 546 053	0.180	
32	25	10	700	167 546 044	167 546 054	0.260	
40	32	10	1000	167 546 045	167 546 055	0.450	
50	40	10	1600	167 546 046	167 546 056	0.640	
63	50	10	3100	167 546 047	167 546 057	1.210	
 75	65	10	5000	167 546 048	167 546 058	3.800	
 90	80	10	7000	167 546 049	167 546 059	5.600	
 110	100	10	11000	167 546 050	167 546 060	8.800	

d [mm]	D [mm]	H [mm]	H1 [mm]	H2 [mm]	L [mm]	L1 [mm]	L2 [mm]	L3 [mm]	L4 [mm]	L5 [mm]	L6 [mm]	M	
16	50	57	27	12	110	77	56		25	32	45	M6	
20	50	57	27	12	120	77	56	130	25	32	45	M6	
25	58	67	30	12	139	97	65	150	25	39	58	M6	
32	68	73	36	12	150	97	71	160	25	39	58	M6	
40	84	90	44	15	170	128	85	180	45	54	74	M8	
50	97	97	51	15	190	128	89	200	45	54	74	M8	
63	124	116	64	15	220	152	101	230	45	66	87	M8	
 75	166	149	85	15	280	270	136	290	70	64	206	M8	
 90	200	161	105	15	296	270	141	310	70	64	206	M8	
 110	238	178	123	22	336	320	164	350	120	64	256	M12	



DN10/15 - 50



Ball valve type 546 PP-H With mounting inserts With threaded sockets Rp

Model:

- Material: PP-H
- For easy installation and removal
- Ball seals PTFE
- Integrated stainless steel mounting inserts
- z-dimension, valve end and union nut are not compatible with type 346

Option:

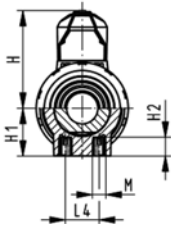
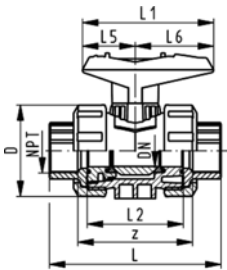
- Individual configuration of the valve (see form)
- Multifunctional module with integrated limit switches
- Pneumatic or electric actuators from +GF+

Rp [inch]	DN [mm]	PN	kv-value ($\Delta p=1$ bar) [l/min]	EPDM Code	FPM Code	kg							
3/8	10	10	71	167 546 021	167 546 031	0.120							
1/2	15	10	185	167 546 022	167 546 032	0.120							
3/4	20	10	350	167 546 023	167 546 033	0.180							
1	25	10	700	167 546 024	167 546 034	0.270							
1 1/4	32	10	1000	167 546 025	167 546 035	0.460							
1 1/2	40	10	1600	167 546 026	167 546 036	0.635							
2	50	10	3100	167 546 027	167 546 037	1.190							

Rp [inch]	D [mm]	H [mm]	H1 [mm]	H2 [mm]	L [mm]	L1 [mm]	L2 [mm]	L4 [mm]	L5 [mm]	L6 [mm]	M	z [mm]		
3/8	50	57	27	12	96	77	56	25	32	45	M6	69		
1/2	50	57	27	12	99	77	56	25	32	45	M6	67		
3/4	58	67	30	12	111	97	65	25	39	58	M6	78		
1	68	73	36	12	127	97	71	25	39	58	M6	85		
1 1/4	84	90	44	15	146	128	85	45	54	74	M8	100		
1 1/2	97	97	51	15	157	128	89	45	54	74	M8	106		
2	124	116	64	15	183	152	101	45	66	87	M8	121		



DN10/15 - 50



Ball valve type 546 PP-H With mounting inserts With threaded sockets NPT

Model:

- Material: PP-H
- For easy installation and removal
- Ball seals PTFE
- Integrated stainless steel mounting inserts
- z-dimension, valve end and union nut are not compatible with type 346

Option:

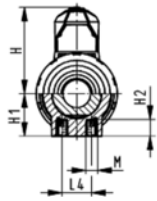
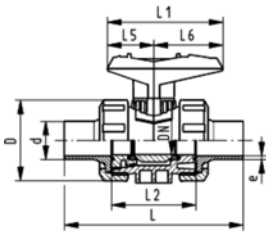
- Individual configuration of the valve (see form)
- Multifunctional module with integrated limit switches
- Pneumatic or electric actuators from +GF+

NPT [inch]	DN [mm]	PN	kv-value ($\Delta p=1$ bar) [l/min]	EPDM Code	FPM Code	kg							
3/8	10	10	71	167 546 321	167 546 331	0.120							
1/2	15	10	185	167 546 322	167 546 332	0.120							
3/4	20	10	350	167 546 323	167 546 333	0.180							
1	25	10	700	167 546 324	167 546 334	0.270							
1 1/4	32	10	1000	167 546 325	167 546 335	0.460							
1 1/2	40	10	1600	167 546 326	167 546 336	0.635							
2	50	10	3100	167 546 327	167 546 337	1.190							

NPT [inch]	D [mm]	H [mm]	H1 [mm]	H2 [mm]	L [mm]	L1 [mm]	L2 [mm]	L4 [mm]	L5 [mm]	L6 [mm]	M	z [mm]
3/8	50	57	27	12	96	77	56	25	32	45	M6	71
1/2	50	57	27	12	99	77	56	25	32	45	M6	64
3/4	58	67	30	12	111	97	65	25	39	58	M6	76
1	68	73	36	12	127	97	71	25	39	58	M6	83
1 1/4	84	90	44	15	146	128	85	45	54	74	M8	100
1 1/2	97	97	51	15	157	128	89	45	54	74	M8	111
2	124	116	64	15	183	152	101	45	66	87	M8	134



DN10/15 - 50



Ball valve type 546 PP-H With mounting inserts With butt fusion spigots IR-Plus SDR11 metric

Model:

- Material: PP-H
- For easy installation and removal
- Ball seals PTFE
- Integrated stainless steel mounting inserts
- Image and drawing DN65-100 please see **"New product ball valve DN65-100"**
- z-dimension, valve end and union nut are **not compatible** with type 346 (DN10/15-50) resp. type 370 (DN65-100)

Option:

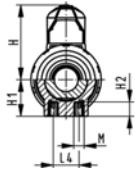
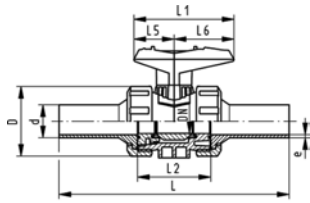
- Individual configuration of the valve (see form)
- Multifunctional module with integrated limit switches
- Pneumatic or electric actuators from +GF+

d [mm]	DN [mm]	PN	kv-value ($\Delta p=1$ bar) [l/min]	EPDM Code	FPM Code	kg
20	15	10	185	167 546 442	167 546 452	0.120
25	20	10	350	167 546 443	167 546 453	0.180
32	25	10	700	167 546 444	167 546 454	0.255
40	32	10	1000	167 546 445	167 546 455	0.440
50	40	10	1600	167 546 446	167 546 456	0.620
63	50	10	3100	167 546 447	167 546 457	1.200
75	65	10	5000	167 546 448	167 546 458	3.800
90	80	10	7000	167 546 449	167 546 459	5.500
110	100	10	11000	167 546 450	167 546 460	8.700

d [mm]	D [mm]	H [mm]	H1 [mm]	H2 [mm]	L [mm]	L1 [mm]	L2 [mm]	L4 [mm]	L5 [mm]	L6 [mm]	M	e [mm]
20	50	57	27	12	130	77	56	25	32	45	M6	1,9
25	58	67	30	12	143	97	65	25	39	58	M6	2,3
32	68	73	36	12	150	97	71	25	39	58	M6	3
40	84	90	44	15	171	128	85	45	54	74	M8	3,7
50	97	97	51	15	191	128	89	45	54	74	M8	4,6
63	124	116	64	15	220	152	101	45	66	87	M8	5,8
75	166	149	85	15	266	270	136	70	64	206	M8	8.2
90	200	161	105	15	264	270	141	70	64	206	M8	9.9
110	238	178	123	22	301	320	164	120	64	256	M12	12



DN10/15 - 50



Ball valve type 546 PP-H With mounting inserts With butt fusion spigots long SDR11 metric

Model:

- Material: PP-H
- For easy installation and removal
- Ball seals PTFE
- Integrated stainless steel mounting inserts
- z-dimension, valve end and union nut are not compatible with type 346

Option:

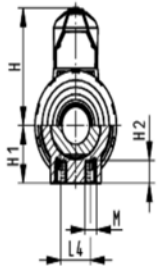
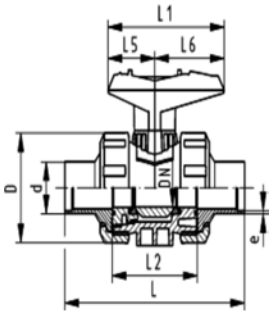
- Individual configuration of the valve (see form)
- Multifunctional module with integrated limit switches
- Pneumatic or electric actuators from +GF+

d [mm]	DN [mm]	PN	kv-value ($\Delta p=1$ bar) [l/min]	EPDM Code	FPM Code	kg						
20	15	10	185	167 546 262	167 546 272	0.130						
25	20	10	350	167 546 263	167 546 273	0.195						
32	25	10	700	167 546 264	167 546 274	0.280						
40	32	10	1000	167 546 265	167 546 275	0.480						
50	40	10	1600	167 546 266	167 546 276	0.700						
63	50	10	3100	167 546 267	167 546 277	1.320						

d [mm]	D [mm]	H [mm]	H1 [mm]	H2 [mm]	L [mm]	L1 [mm]	L2 [mm]	L4 [mm]	L5 [mm]	L6 [mm]	M	e [mm]		
20	50	57	27	12	193	77	56	25	32	45	M6	2,3		
25	58	67	30	12	216	97	65	25	39	58	M6	2,3		
32	68	73	36	12	223	97	71	25	39	58	M6	3		
40	84	90	44	15	249	128	85	45	54	74	M8	3,7		
50	97	97	51	15	271	128	89	45	54	74	M8	4,6		
63	124	116	64	15	321	152	101	45	66	87	M8	5,8		



DN10/15 - 50



Ball valve type 546 PP-H With mounting inserts With butt fusion spigots SDR17.6 metric

Model:

- Material: PP-H
- For easy installation and removal
- Ball seals PTFE
- Integrated stainless steel mounting inserts
- Image and drawing DN65-100 please see **"New product ball valve DN65-100"**
- z-dimension, valve end and union nut are **not compatible** with type 346 (DN10/15-50) resp. type 370 (DN65-100)

Option:

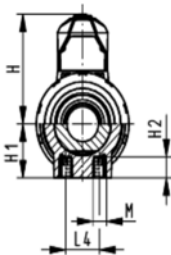
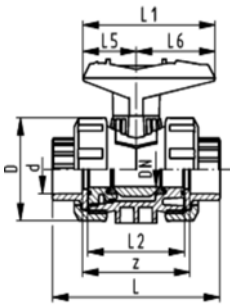
- Individual configuration of the valve (see form)
- Multifunctional module with integrated limit switches
- Pneumatic or electric actuators from +GF+

d [mm]	DN [mm]	PN	kv-value ($\Delta p=1$ bar) [l/min]	EPDM Code	FPM Code	kg
50	40	6	1600	167 546 066	167 546 076	0.635
63	50	6	3100	167 546 067	167 546 077	1.200
75	65	6	5000	167 546 068	167 546 078	3.800
90	80	6	7000	167 546 069	167 546 079	5.500
110	100	6	11000	167 546 070	167 546 080	8.600

d [mm]	D [mm]	H [mm]	H1 [mm]	H2 [mm]	L [mm]	L1 [mm]	L2 [mm]	L4 [mm]	L5 [mm]	L6 [mm]	M	e [mm]
50	97	97	51	15	191	128	89	45	54	74	M8	2,9
63	124	116	64	15	220	152	101	45	66	87	M8	3,6
75	166	149	85	15	266	270	136	70	64	206	M8	4,7
90	200	161	105	15	264	270	141	70	64	206	M8	5,5
110	238	178	123	22	301	320	164	120	64	256	M12	6,8



DN10/15 - 50



Ball valve type 546 PP-H With mounting inserts With fusion sockets PE100 metric

Model:

- Material: PP-H
- For easy installation and removal
- Ball seals PTFE
- Integrated stainless steel mounting inserts
- z-dimension, valve end and union nut are not compatible with type 346

Option:

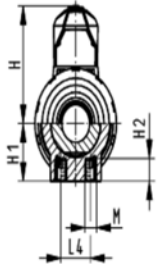
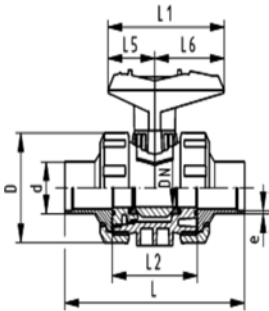
- Individual configuration of the valve (see form)
- Multifunctional module with integrated limit switches
- Pneumatic or electric actuators from +GF+

d [mm]	DN [mm]	PN	kv-value ($\Delta p=1$ bar) [l/min]	EPDM Code	FPM Code	kg
16	10	10	71	167 546 161	167 546 171	0.120
20	15	10	185	167 546 162	167 546 172	0.120
25	20	10	350	167 546 163	167 546 173	0.180
32	25	10	700	167 546 164	167 546 174	0.260
40	32	10	1000	167 546 165	167 546 175	0.450
50	40	10	1600	167 546 166	167 546 176	0.630
63	50	10	3100	167 546 167	167 546 177	1.195

d [mm]	D [mm]	H [mm]	H1 [mm]	H2 [mm]	L [mm]	L1 [mm]	L2 [mm]	L4 [mm]	L5 [mm]	L6 [mm]	M	z [mm]
16	50	57	27	12	93	77	56	25	32	45	M6	67
20	50	57	27	12	95	77	56	25	32	45	M6	67
25	58	67	30	12	109	97	65	25	39	58	M6	77
32	68	73	36	12	119	97	71	25	39	58	M6	83
40	84	90	44	15	135	128	85	45	54	74	M8	99
50	97	97	51	15	147	128	89	45	54	74	M8	105
63	124	116	64	15	168	152	101	45	66	87	M8	113



DN10/15 - 50



Ball valve type 546 PP-H With mounting inserts With butt fusion spigots PE100 SDR11 metric

Model:

- Material: PP-H
- For easy installation and removal
- Ball seals PTFE
- Integrated stainless steel mounting inserts
- z-dimension, valve end and union nut are not compatible with type 346

Option:

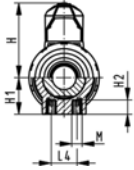
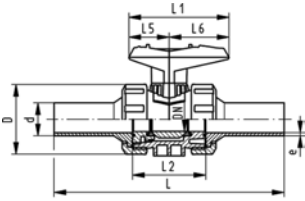
- Individual configuration of the valve (see form)
- Multifunctional module with integrated limit switches
- Pneumatic or electric actuators from +GF+

d [mm]	DN [mm]	PN	kv-value ($\Delta p=1$ bar) [l/min]	EPDM Code	FPM Code	kg								
20	15	10	185	167 546 142	167 546 152	0.120								
25	20	10	350	167 546 143	167 546 153	0.180								
32	25	10	700	167 546 144	167 546 154	0.255								
40	32	10	1000	167 546 145	167 546 155	0.440								
50	40	10	1600	167 546 146	167 546 156	0.620								
63	50	10	3100	167 546 147	167 546 157	1.200								

d [mm]	D [mm]	H [mm]	H1 [mm]	H2 [mm]	L [mm]	L1 [mm]	L2 [mm]	L3 [mm]	L4 [mm]	L5 [mm]	L6 [mm]	M	e [mm]	
20	50	57	27	12	130	77	56	130	25	32	45	M6	1,9	
25	58	67	30	12	143	97	65	150	25	39	58	M6	2,3	
32	68	73	36	12	150	97	71	160	25	39	58	M6	3	
40	84	90	44	15	171	128	85	180	45	54	74	M8	3,7	
50	97	97	51	15	191	128	89	200	45	54	74	M8	4,6	
63	124	116	64	15	220	152	101	230	45	66	87	M8	5,8	



DN10/15 - 50






Ball valve type 546 PP-H With mounting inserts With butt fusion spigots long PE100 SDR11 metric




Model:

- Material: PP-H
- For easy installation and removal
- Ball seals PTFE
- Integrated stainless steel mounting inserts
- Image and drawing DN65-100 please see **"New product ball valve DN65-100"**
- z-dimension, valve end and union nut are **not compatible** with type 346 (DN10/15-50) resp. type 370 (DN65-100)

Option:

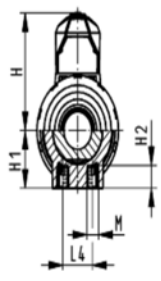
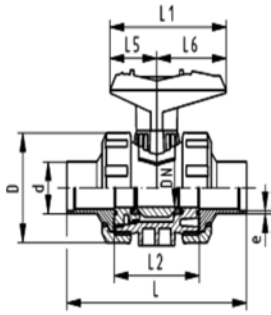
- Individual configuration of the valve (see form)
- Multifunctional module with integrated limit switches
- Pneumatic or electric actuators from +GF+

d [mm]	DN [mm]	PN	kv-value ($\Delta p=1$ bar) [l/min]	EPDM Code	FPM Code	kg
20	15	10	185	167 546 282	167 546 292	0.130
25	20	10	350	167 546 283	167 546 293	0.195
32	25	10	700	167 546 284	167 546 294	0.280
40	32	10	1000	167 546 285	167 546 295	0.485
50	40	10	1600	167 546 286	167 546 296	0.695
63	50	10	3100	167 546 287	167 546 297	1.320
 75	65	10	5000	167 546 288	167 546 298	3.900
 90	80	10	7000	167 546 289	167 546 299	5.900
 110	100	10	11000	167 546 290	167 546 300	9.300

d [mm]	D [mm]	H [mm]	H1 [mm]	H2 [mm]	L [mm]	L1 [mm]	L2 [mm]	L4 [mm]	L5 [mm]	L6 [mm]	M	e [mm]
20	50	57	27	12	193	77	56	25	32	45	M6	2,3
25	58	67	30	12	216	97	65	25	39	58	M6	2,3
32	68	73	36	12	223	97	71	25	39	58	M6	3
40	84	90	44	15	249	128	85	45	54	74	M8	3,7
50	97	97	51	15	271	128	89	45	54	74	M8	4,6
63	124	116	64	15	321	152	101	45	66	87	M8	5,8
 75	166	149	85	15	386	270	136	70	64	206	M8	6.8
 90	200	161	105	15	421	270	141	70	64	206	M8	8.2
 110	238	178	123	22	484	320	164	120	64	256	M12	10



DN10/15 - 50



Ball valve type 546 PP-H With mounting inserts With butt fusion spigots PE100 SDR17.6 metric

Model:

- Material: PP-H
- For easy installation and removal
- Ball seals PTFE
- Integrated stainless steel mounting inserts
- z-dimension, valve end and union nut are not compatible with type 346

Option:

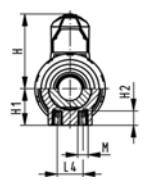
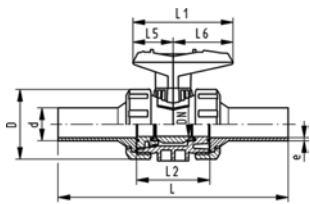
- Individual configuration of the valve (see form)
- Multifunctional module with integrated limit switches
- Pneumatic or electric actuators from +GF+

d [mm]	DN [mm]	PN	kv-value ($\Delta p=1$ bar) [l/min]	EPDM Code	FPM Code	kg
50	40	6	1600	167 546 126	167 546 136	0.620
63	50	6	3100	167 546 127	167 546 137	1.200

d [mm]	D [mm]	H [mm]	H1 [mm]	H2 [mm]	L [mm]	L1 [mm]	L2 [mm]	L4 [mm]	L5 [mm]	L6 [mm]	M	e [mm]
50	97	97	51	15	191	128	89	45	54	74	M8	2,9
63	124	116	64	15	220	152	101	45	66	87	M8	3,6



DN10/15 - 50



PROGEF Standard Ball valve type 546 With mounting inserts With butt fusion spigots long PE100 SDR17,6 metric

Model:

- Material: PP-H
- For easy installation and removal
- Ball seals PTFE
- Integrated stainless steel mounting inserts
- Image and drawing DN65-100 please see "New product ball valve DN65-100"
- z-dimension, valve end and union nut are **not compatible** with type 346 (DN10/15-50) resp. type 370 (DN65-100)

Option:

- Individual configuration of the valve (see form)
- Multifunctional module with integrated limit switches
- Pneumatic or electric actuators from +GF+

d [mm]	DN [mm]	PN	kv-value ($\Delta p=1$ bar) [l/min]	EPDM Code	FPM Code	kg
75	65	10	5000	167 546 308	167 546 318	3.900
90	80	10	7000	167 546 309	167 546 319	5.800
110	100	10	11000	167 546 310	167 546 320	9.200

d [mm]	D [mm]	H [mm]	H1 [mm]	H2 [mm]	L [mm]	L1 [mm]	L2 [mm]	L4 [mm]	L5 [mm]	L6 [mm]	M	e [mm]
75	166	149	85	15	386	270	136	70	64	206	8	4.3
90	200	161	105	15	421	270	141	70	64	206	8	5.1
110	238	178	123	22	484	320	164	120	64	256	12	6.3



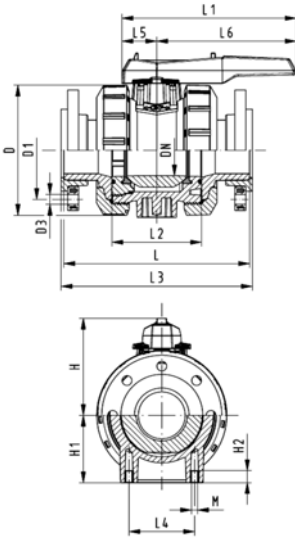
PROGEF Standard Ball valve type 546 With mounting inserts With backing flanges PP-st metric

Model:

- Material: PP-H
- For easy installation and removal
- Ball seals PTFE
- Integrated stainless steel mounting inserts
- Image and drawing DN65-100 please see **"New product ball valve DN65-100"**
- z-dimension, valve end and union nut are **not compatible** with type 346 (DN10/15-50) resp. type 370 (DN65-100)
- Overall length according to EN 558
- Connecting dimension: ISO 7005, EN 1092, BS 4504, DIN 2501

Option:

- Individual configuration of the valve (see form)
- Multifunctional module with integrated limit switches
- Pneumatic or electric actuators from +GF+

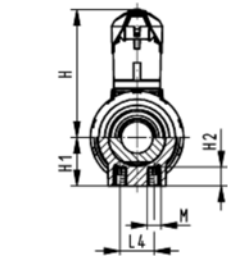
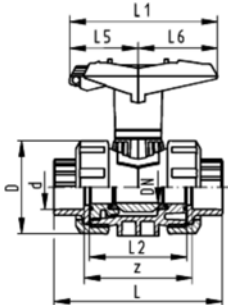


d [mm]	DN [mm]	PN	kv-value ($\Delta p=1$ bar) [l/min]	EPDM Code	FPM Code	kg	
75	65	10	5000	167 546 808	167 546 818	4.300	
90	80	10	7000	167 546 809	167 546 819	6.400	
110	100	10	11000	167 546 810	167 546 820	10.000	

d [mm]	D [mm]	D1 [mm]	D3 [mm]	L [mm]	L1 [mm]	L2 [mm]	L3 [mm]	L4 [mm]	L5 [mm]	L6 [mm]	H [mm]	H1 [mm]	M
75	166	145	18	280	270	136	290	70	64	206	149	85	8
90	200	160	18	296	270	141	310	70	64	206	161	105	8
110	238	180	18	336	320	164	350	120	64	256	178	123	12



DN10/15 - 50



Ball valve type 546 PP-H With lockable handle With fusion sockets metric

Model:

- Material: PP-H
- Image and drawing DN65-100 please see **"New product ball valve DN65-100"**
- For easy installation and removal
- z-dimension, valve end and union nut are **not compatible** with type 346 (DN10/15-50) resp. type 370 (DN65-100)
- Ball seals PTFE
- Integrated stainless steel mounting inserts
- Lockable hand lever with ratchet settings

Option:

- Individual configuration of the valve (see form)
- Multifunctional module with integrated limit switches
- Pneumatic or electric actuators from +GF+

d [mm]	DN [mm]	PN	kv-value ($\Delta p=1$ bar) [l/min]	EPDM Code	FPM Code	kg
16	10	10	71	167 546 421	167 546 431	0.125
20	15	10	185	167 546 422	167 546 432	0.125
25	20	10	350	167 546 423	167 546 433	0.195
32	25	10	700	167 546 424	167 546 434	0.270
40	32	10	1000	167 546 425	167 546 435	0.465
50	40	10	1600	167 546 426	167 546 436	0.635
63	50	10	3100	167 546 427	167 546 437	1.175
75	65	10	5000	167 546 428	167 546 438	4.000
90	80	10	7000	167 546 429	167 546 439	5.900
110	100	10	11000	167 546 430	167 546 440	9.100

d [mm]	D [mm]	H [mm]	H1 [mm]	H2 [mm]	L [mm]	L1 [mm]	L2 [mm]	L4 [mm]	L5 [mm]	L6 [mm]	M	z [mm]
16	50	79	27	12	93	77	56	25	32	45	M6	67
20	50	79	27	12	95	77	56	25	32	45	M6	66
25	58	88	30	12	109	97	65	25	39	58	M6	77
32	68	94	36	12	119	97	71	25	39	58	M6	83
40	84	113	44	15	135	128	85	45	54	74	M8	99
50	97	119	51	15	147	128	89	45	54	74	M8	105
63	124	141	64	15	168	152	101	45	66	87	M8	117
75	166	224	85	15	233	270	136	70	64	206	M8	167
90	200	235	105	15	254	270	141	70	64	206	M8	180
110	238	245	123	22	301	320	164	120	64	256	M12	215



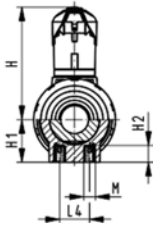
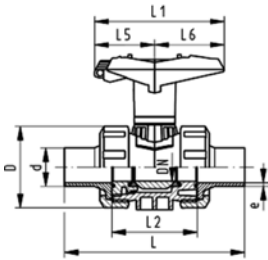
Ball valve type 546 PP-H With lockable handle With butt fusion spigots IR-Plus SDR11 metric




Model:




- Material: PP-H
- Image and drawing DN65-100 please see "**New product ball valve DN65-100**"
- For easy installation and removal
- z-dimension, valve end and union nut are **not compatible** with type 346 (DN10/15-50) resp. type 370 (DN65-100)
- Ball seals PTFE
- Integrated stainless steel mounting inserts
- Lockable hand lever with ratchet settings

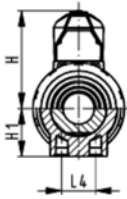
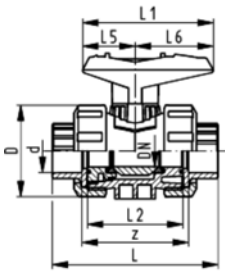
Option:

- Individual configuration of the valve (see form)
- Multifunctional module with integrated limit switches
- Pneumatic or electric actuators from +GF+



d [mm]	DN [mm]	PN	kv-value ($\Delta p=1$ bar) [l/min]	EPDM Code	FPM Code	kg	
20	15	10	185	167 546 462	167 546 472	0.130	
25	20	10	350	167 546 463	167 546 473	0.195	
32	25	10	700	167 546 464	167 546 474	0.270	
40	32	10	1000	167 546 465	167 546 475	0.465	
50	40	10	1600	167 546 466	167 546 476	0.645	
63	50	10	3100	167 546 467	167 546 477	1.230	
 75	65	10	5000	167 546 468	167 546 478	4.100	
 90	80	10	7000	167 546 469	167 546 479	5.900	
 110	100	10	11000	167 546 470	167 546 480	9.000	

d [mm]	D [mm]	H [mm]	H1 [mm]	H2 [mm]	L [mm]	L1 [mm]	L2 [mm]	L4 [mm]	L5 [mm]	L6 [mm]	M	e [mm]	
20	50	79	27	12	130	87	56	25	42	45	M6	1,9	
25	58	88	30	12	143	108	65	25	50	58	M6	2,3	
32	68	94	36	12	150	108	71	25	50	58	M6	3	
40	84	113	44	15	171	140	85	45	66	75	M8	3,7	
50	97	119	51	15	191	140	89	45	66	75	M8	4,6	
63	124	141	64	15	220	165	101	45	78	87	M8	5,8	
 75	166	149	85	15	266	270	136	70	64	206	M8	8.2	
 90	200	161	105	15	264	270	141	70	64	206	M8	9.9	
 110	238	178	123	22	301	320	164	120	64	256	M12	12	



Ball valve type 546 PP-H With fusion sockets metric

Model:

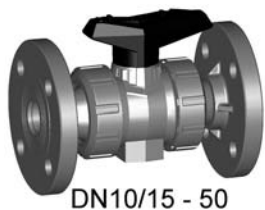
- Material: PP-H
- Image and drawing DN65-100 please see **"New product ball valve DN65-100"**
- For easy installation and removal
- z-dimension, valve end and union nut are **not compatible** with type 346 (DN10/15-50) resp. type 370 (DN65-100)
- Ball seals PTFE
- Without mounting inserts

Option:

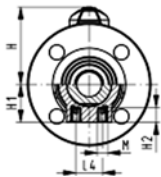
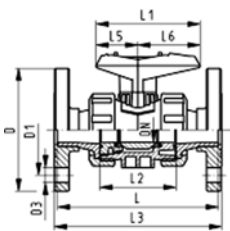
- Individual configuration of the valve (see form)
- Multifunctional module with integrated limit switches
- Pneumatic or electric actuators from +GF+

d [mm]	DN [mm]	PN	kv-value ($\Delta p=1$ bar) [l/min]	EPDM Code	FPM Code	kg	
16	10	10	71	167 546 001	167 546 011	0.115	
20	15	10	185	167 546 002	167 546 012	0.115	
25	20	10	350	167 546 003	167 546 013	0.180	
32	25	10	700	167 546 004	167 546 014	0.255	
40	32	10	1000	167 546 005	167 546 015	0.440	
50	40	10	1600	167 546 006	167 546 016	0.610	
63	50	10	3100	167 546 007	167 546 017	1.145	
75	65	10	5000	167 546 008	167 546 018	3.700	
90	80	10	7000	167 546 009	167 546 019	5.500	
110	100	10	11000	167 546 010	167 546 020	8.700	

d [mm]	D [mm]	H [mm]	H1 [mm]	L [mm]	L1 [mm]	L2 [mm]	L4 [mm]	L5 [mm]	L6 [mm]	z [mm]	
16	50	57	27	93	77	56	25	32	45	67	
20	50	57	27	95	77	56	25	32	45	66	
25	58	67	30	109	97	65	25	39	58	77	
32	68	73	36	119	97	71	25	39	58	83	
40	84	90	44	135	128	85	45	54	74	99	
50	97	97	51	147	128	89	45	54	74	105	
63	124	116	64	168	152	101	45	66	87	117	
75	166	149	85	233	270	136	70	64	206	167	
90	200	161	105	254	270	141	70	64	206	180	
110	238	178	123	301	320	164	120	64	256	215	



DN10/15 - 50



PROGEF Standard Ball valve type 546 With mounting inserts With fixed flanges PP-H serrated metric

Model:

- Material: PP-H
- For easy installation and removal
- Ball seals PTFE
- Integrated stainless steel mounting inserts
- z-dimension, valve end and union nut are not compatible with type 346
- Overall length EN 558
- Connecting dimensions: ISO 7005 / EN 1092 / DIN 2501 PN10 / BS4504

Option:

- Individual configuration of the valve (see form)
- Multifunctional module with integrated limit switches
- Pneumatic or electric actuators from +GF+

d [mm]	DN [mm]	Inch	PN	kv-value ($\Delta p=1$ bar) [l/min]	EPDM Code	FPM Code	kg
20	15	½	10	185	167 546 182	167 546 192	0.245
25	20	¾	10	350	167 546 183	167 546 193	0.345
32	25	1	10	700	167 546 184	167 546 194	0.495
40	32	1 ¼	10	1000	167 546 185	167 546 195	0.830
50	40	1 ½	10	1600	167 546 186	167 546 196	1.100
63	50	2	10	3100	167 546 187	167 546 197	1.830

d [mm]	D [mm]	D1 [mm]	D3 [mm]	H [mm]	H1 [mm]	H2 [mm]	L [mm]	L1 [mm]	L2 [mm]	L3 [mm]	L4 [mm]	L5 [mm]	L6 [mm]	M
20	95	65	14	57	27	12	120	77	56	130	25	32	45	M6
25	105	75	14	67	30	12	140	97	65	150	25	39	58	M6
32	115	85	14	73	36	12	150	97	71	160	25	39	58	M6
40	140	100	18	90	44	15	170	128	85	180	45	54	74	M8
50	150	110	18	97	51	15	190	128	89	200	45	54	74	M8
63	165	125	18	116	64	15	220	152	101	230	45	66	87	M8

Component Parts for Flange Assembly Ball Valves Type 546

27 79 02

PROGEF Standard, Flange Adaptor Jointing face flat/serrated

d [mm]	PN	Code	kg	
20	10	727 790 206	0.011	
25	10	727 790 207	0.022	
32	10	727 790 208	0.033	
40	10	727 790 209	0.046	
50	10	727 790 210	0.062	
63	10	727 790 211	0.090	
75	10	727 790 212	0.163	
90	10	727 790 213	0.233	
110	10	727 790 214	0.319	

PROGEF Standard, Special Flange Adaptors, PP-H S5/SDR11

Jointing Face, combination serrated / flat metric

d [mm]	DN [mm]	FM	Code	kg	
75	65	IR	727 798 512	0.243	
90	80	IR	727 798 513	0.326	
90	80	IR	727 798 663	0.346	
110	100	IR	727 798 514	0.441	
125	100	IR	727 798 515	0.520	
140	125	IR	727 798 516	0.800	
160	150	IR	727 798 517	0.920	
180	150	IR	727 798 568	0.900	
200	200	IR	727 798 519	1.670	
225	200	IR	727 798 520	1.700	
250	250	--	727 798 571	2.790	
280	250	--	727 798 572	2.610	
315	300	--	727 798 573	3.410	
355	350	--	727 798 574	5.600	
400	400	--	727 798 575	8.300	

EPDM 48 44 07
FPM 49 44 07

**Profile Flange Gaskets metric
EPDM / FPM**



d [mm]	DN [mm]	PN	EPDM Code	FPM Code	kg
16	10	16	748 440 705	749 440 705	0.007
20	15	16	748 440 706	749 440 706	0.008
25	20	16	748 440 707	749 440 707	0.011
32	25	16	748 440 708	749 440 708	0.014
40	32	16	748 440 709	749 440 709	0.021
50	40	16	748 440 710	749 440 710	0.022
63	50	16	748 440 711	749 440 711	0.041
75	65	16	748 440 712	749 440 712	0.055
90	80	16	748 440 713	749 440 713	0.062
110	100	16	748 440 714	749 440 714	0.085
125	100	16	748 440 715	749 440 715	0.158
140	125	16	748 440 716	749 440 716	0.118
160 / 180	150	16	748 440 717	749 440 717	0.153
200	200	16	748 440 719	749 440 719	0.263
225	200	16	748 440 720	749 440 720	0.181
250	250	16	748 440 721	749 440 721	0.410
280	250	16	748 440 722	749 440 722	0.226
315	300	16	748 440 723	749 440 723	0.334
355	350	16	748 440 724	749 440 724	0.410
400	400	16	748 440 725	749 440 725	0.513

27 70 04
27 70 05

**Backing Flanges, PP-V
for Socket Systems metric**

d [mm]	Inch	DN [mm]	PN	Code	kg
20		15	16	727 700 406	0.080
25		20	16	727 700 407	0.100
32		25	16	727 700 408	0.140
40		32	16	727 700 409	0.220
50		40	16	727 700 410	0.210
63		50	16	727 700 411	0.380
75		65	16	727 700 412	0.480
90		80	16	727 700 413	0.520
110		100	16	727 700 414	0.680

27 30 10
27 40 10

**Fixed Flanges, PP-H metric
Jointing Face flat**

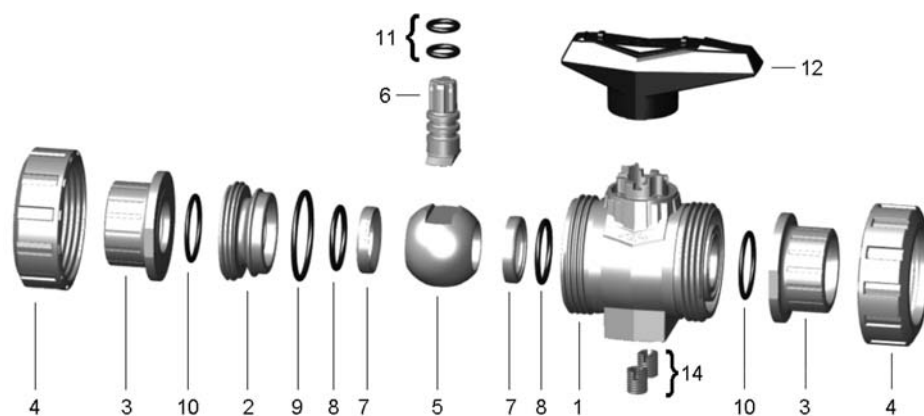
d [mm]	DN [mm]	Inch	PN	Code	kg
20	15	1/2	10	727 730 106	0.069
25	20	3/4	10	727 730 107	0.094
32	25	1	10	727 730 108	0.129
40	32	1 1/4	10	727 730 109	0.203
50	40	1 1/2	10	727 730 110	0.246
63	50	2	10	727 730 111	0.330

27 30 10
27 40 10

Fixed Flanges, PP-H metric Combined jointing face: flat and serrated

d [mm]	DN [mm]	Inch	PN	Code	kg	
20	15	1/2	10	727 740 106	0.065	
25	20	3/4	10	727 740 107	0.083	
32	25	1	10	727 740 108	0.117	
40	32	1 1/4	10	727 740 109	0.175	
50	40	1 1/2	10	727 740 110	0.212	
63	50	2	10	727 740 111	0.330	

Spare parts for ball valve type 546 PP-H (DN10/15-50)



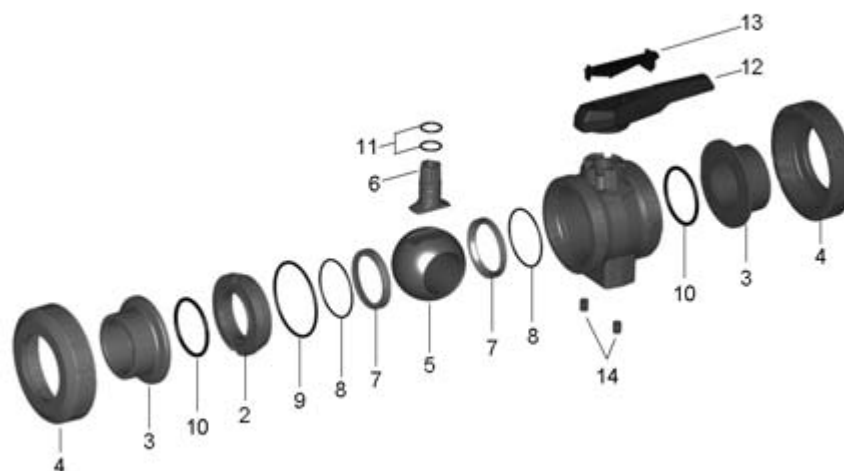
No.	Article / Material	Pieces	d16 DN10	d20 DN15	d25 DN20	d32 DN25	d40 DN32	d50 DN40	d63 DN50
	Central part		167 482 876	167 482 876	167 482 877	167 482 878	167 482 879	167 482 880	167 482 881
1	Body PP	1							
2	PP	1							
5	Ball PP	1							
6	Stem PP	1							
7	Ball seal PTFE	2							
8	Backing seal EPDM	1							
9	Body seal EPDM	1							
10	Face seal EPDM	2							
11	Stem seal EPDM	2							
12	Lever PP black	1							
14	Threaded bush Stainless steel	3							
	Central part		167 482 888	167 482 888	167 482 889	167 482 890	167 482 891	167 482 892	167 482 893
1	Body PP	1							
2	PP	1							
5	Ball PP	1							
6	Stem PP	1							
7	Ball seal PTFE	2							
8	Backing seal FPM	1							
9	Body seal FPM	1							
10	Face seal FPM	2							
11	Stem seal FPM	2							
12	Lever PP black	1							
14	Threaded bush Stainless steel	3							
	Ball set		167 484 125	167 484 125	167 484 126	167 484 127	167 484 128	167 484 129	167 484 130
5	Ball PP	1							
6	Stem PP	1							
7	Ball seal PTFE	2							
8	Backing seal EPDM	2							
9	Body seal EPDM	1							
11	Stem seal EPDM	2							

No.	Article / Material	Pieces	d16 DN10	d20 DN15	d25 DN20	d32 DN25	d40 DN32	d50 DN40	d63 DN50
5	Ball set		167 484 135	167 484 135	167 484 136	167 484 137	167 484 138	167 484 139	167 484 140
6	Ball PP	1							
7	Stem PP	1							
8	Ball seal PTFE	2							
8	Backing seal FPM	2							
9	Body seal FPM	1							
11	Stem seal FPM	2							
8	Seal set		161 486 400	161 486 400	161 486 401	161 486 402	161 486 403	161 486 404	161 486 405
9	Backing seal EPDM	2							
10	Body seal EPDM	1							
11	Face seal EPDM	2							
11	Stem seal EPDM	2							
8	Seal set		161 486 410	161 486 410	161 486 411	161 486 412	161 486 413	161 486 414	161 486 415
9	Backing seal FPM	2							
10	Body seal FPM	1							
11	Face seal FPM	2							
11	Stem seal FPM	2							
3	Connecting piece 546 PP-H (G30) with fusion socket metric	1	167 482 900	167 482 901	167 482 902	167 482 903	167 482 904	167 482 905	167 482 906
3	Connecting piece 546 PP-H (G32) with socket fusion spigot metric	1	167 482 922	167 482 923	167 482 924	167 482 925	167 482 926	167 482 927	167 482 928
3	Connecting piece 546 PP-H (G33) with threaded socket Rp fortified	1	167 482 911	167 482 912	167 482 913	167 482 914	167 482 915	167 482 916	167 482 917
3	Connecting piece 546 PP-H (G34) with threaded socket NPT fortified	1	167 482 966	167 482 967	167 482 968	167 482 969	167 482 970	167 482 971	167 482 972
3	Connecting piece 546 PP-H (G63) subassembly with fixed flange serrated PP-H metric	1	-	167 484 160	167 484 161	167 484 162	167 484 163	167 484 164	167 484 165
3	Connecting piece 546 PP-H (G73) subassembly with backing flange PP-ST ANSI	1	-	167 482 956	167 482 957	167 482 958	167 482 959	-	-
3	Connecting piece 546 PP-H (G35) with butt fusion spigot IR Plus® SDR11 metric	1	-	167 482 945	167 482 946	167 482 947	167 482 948	167 482 949	167 482 950
3	Connecting piece 546 PP-H (G36) with butt fusion spigot SDR17,6 metric	1	-	-	-	-	167 482 937	167 482 938	167 482 939

No.	Article / Material	Pieces	d16 DN10	d20 DN15	d25 DN20	d32 DN25	d40 DN32	d50 DN40	d63 DN50
3	Connecting piece 546 PP-H (G37) with butt fusion spigot long SDR11 metric	1	-	167 482 956	167 482 957	167 482 958	167 482 959	167 482 960	167 482 961
3	Connecting piece 546 PE 100 (G43) with butt fusion spigot long SDR11 metric	1	-	193 480 152	193 480 153	193 480 154	193 480 155	193 480 156	193 480 157
3	Connecting piece 546 PE 100 (G40) with fusion socket metric	1	193 480 175	193 480 176	193 480 177	193 480 178	193 480 179	193 480 180	193 480 181
3	Connecting piece 546 PE 100 (G41) with butt fusion spigot SDR11 metric	1	-	193 480 102	193 480 103	193 480 104	193 480 105	193 480 106	193 480 107
3	Connecting piece 546 PE 100 (G42) with butt fusion spigot SDR17,6 metric	1	-	-	-	-	193 480 086	193 480 087	193 480 088
3	Connecting piece 546 PVC-C (G15) with threaded socket Rp	1	163 481 286	163 481 287	163 481 288	163 481 289	163 481 290	163 481 291	163 481 292
3	Connecting piece 546 PVC-C (G16) with threaded socket Rp fortified	1	163 481 400	163 481 401	163 481 402	163 481 403	163 481 404	163 481 405	163 481 406
3	Connecting piece 546 PVC-C (G17) with threaded socket NPT	1	163 481 322	163 481 323	163 481 324	163 481 325	163 481 326	163 481 327	163 481 328
3	Connecting piece 546 PVC-C (G13) with solvent cement socket Inch ASTM	1	163 481 311	163 481 312	163 481 313	163 481 314	163 481 315	163 481 316	163 481 317
3	Connecting piece 546 PVC-C (G11) with solvent cement socket metric	1	163 481 275	163 481 276	163 481 277	163 481 278	163 481 279	163 481 280	163 481 281
3	Connecting piece 546 PVC-C (G14) with solvent cement spigot metric	1	163 481 300	163 481 301	163 481 302	163 481 303	163 481 304	163 481 305	163 481 306
4	Union nut 546 PP-H	1	167 482 712	167 482 712	167 482 713	167 482 714	167 482 715	167 482 716	167 482 717
12	Standard handle 546 black (K02)	1	167 484 076	167 484 076	167 484 077	167 484 078	167 484 079	167 484 080	167 484 081

No.	Article / Material	Pieces	d16 DN10	d20 DN15	d25 DN20	d32 DN25	d40 DN32	d50 DN40	d63 DN50
12	Standard handle 546 red (K01)	1	167 484 088	167 484 088	167 484 089	167 484 090	167 484 091	167 484 092	167 484 093
22	Multifunction handle 546 red (K11) with ratchet settings lockable	1	167 484 100	167 484 100	167 484 101	167 484 102	167 484 103	167 484 104	167 484 105
10	Face seal EPDM	1	748 410 059	748 410 059	748 410 106	748 410 151	748 410 062	748 410 003	748 410 231
10	Face seal FPM	1	749 410 059	749 410 059	749 410 106	749 410 151	749 410 062	749 410 003	749 410 231

Spare parts for ball valve type 546 PP-H (DN65-100)



No.	Article / Material	Pieces	d75 DN65	d90 DN80	d110 DN100
	Central part		167 482 882	167 482 883	167 482 884
1	Body PP	1			
2	PP	1			
5	Ball PP	1			
6	Stem PP	1			
7	Ball seal PTFE	2			
8	Backing seal EPDM	1			
9	Body seal EPDM	1			
10	Face seal EPDM	2			
11	Stem seal EPDM	2			
12	Lever PP black	1			
13	handle clip	1			
14	Threaded bush Stainless steel	3			
	Central part		167 482 894	167 482 895	167 482 896
1	Body PP	1			
2	PP	1			
5	Ball PP	1			
6	Stem PP	1			
7	Ball seal PTFE	2			
8	Backing seal FPM	1			
9	Body seal FPM	1			
10	Face seal FPM	2			
11	Stem seal FPM	2			
12	Lever PP black	1			
13	handle clip	1			
14	Threaded bush Stainless steel	3			

No.	Article / Material	Pieces	d75 DN65	d90 DN80	d110 DN100
	Ball set		167 484 131	167 484 132	167 484 133
5	Ball PP	1			
6	Stem PP	1			
7	Ball seal PTFE	2			
8	Backing seal EPDM	2			
9	Body seal EPDM	1			
11	Stem seal EPDM	2			
	Ball set		167 484 141	167 484 142	167 484 143
5	Ball PP	1			
6	Stem PP	1			
7	Ball seal PTFE	2			
8	Backing seal FPM	2			
9	Body seal FPM	1			
11	Stem seal FPM	2			
	Seal set		161 486 406	161 486 407	161 486 408
8	Backing seal EPDM	2			
9	Body seal EPDM	1			
10	Face seal EPDM	2			
11	Stem seal EPDM	2			
	Seal set		161 486 416	161 486 417	161 486 418
8	Backing seal FPM	2			
9	Body seal FPM	1			
10	Face seal FPM	2			
11	Stem seal FPM	2			
3	Connecting piece 546 PP-H (G30) with fusion socket metric	1	167 482 907	167 482 908	167 482 909
3	Connecting piece 546 PP-H (G32) with socket fusion spigot metric	1	167 482 929	167 482 930	167 482 931
3	Connecting piece 546 PP-H (G35) with butt fusion spigot IR Plus® SDR11 metric	1	167 482 951	167 482 952	167 482 953
3	Connecting piece 546 PP-H (G36) with butt fusion spigot SDR17,6 metric	1	167 482 940	167 482 941	167 482 942
3	Connecting piece 546 (G73) subassembly with backing flange PP-ST ANSI	1	167 484 071	167 484 072	167 484 073
3	Connecting piece 546 (G77) subassembly with backing flange PP-GF JIS	1	167 484 481	167 484 482	167 484 483

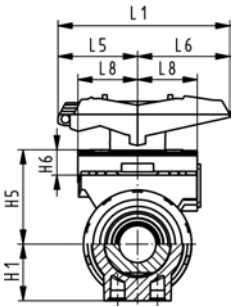
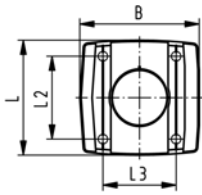
No.	Article / Material	Pieces	d75 DN65	d90 DN80	d110 DN100
3	Connecting piece 546 (G72) subassembly with backing flange PP-ST ISO BS	1	167 484 418	167 484 419	167 484 420
3	Connecting piece 546 PE 100 (G43) with butt fusion spigot long SDR11 metric	1	193 480 158	193 480 159	193 480 160
3	Connecting piece 546 PE 100 (G44) with butt fusion spigot long SDR17,6 metric	1	193 480 168	193 480 169	193 480 170
4	Union nut 546 PP-H	1	167 482 718	167 482 719	167 482 720
12	Standard handle 546 red (K01)	1	167 484 094	167 484 095	167 484 096
12	Standard handle 546 black (K02)	1	167 484 082	167 484 083	167 484 084
10	Face seal EPDM	1	748 410 119	748 410 023	748 410 254
10	Face seal FPM	1	749 410 119	749 410 023	749 410 254

Accessories for Ball Valve 546

Multifunctional module (I02) PP-GF Module empty



DN10/15 - 50



Model:

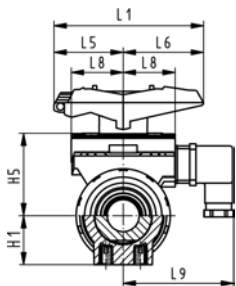
- Accessory to Ball Valve Type 546
- Multifunctional module acts as an intermediate element for actuators
- Including screws to mount the module and stainless steel coupling piece (V2A) for dimension DN65-100
- The multifunctional module from d75 - d110 has a master gauge F07 according to EN ISO 5211.

d-d [mm]	DN-DN [mm]	Code	kg
16 - 20	10 - 15	167 482 680	0.055
25 - 32	20 - 25	167 482 681	0.070
40 - 50	32 - 40	167 482 682	0.080
- 63	- 50	167 482 683	0.120
75 - 90	65 - 80	167 482 684	0.135
- 110	- 100	167 482 685	0.175

d-d [mm]	B [mm]	H1 [mm]	H5 [mm]	H6 [mm]	L [mm]	L1 [mm]	L2 [mm]	L3 [mm]	L5 [mm]	L6 [mm]	L8 [mm]
16 - 20	67	27	50	17	72	87	54	40	42	45	34
25 - 32	75	30	53	16	72	108	52	46	50	58	38
40 - 50	81	44	72	16	80	140	60	50	66	75	41
- 63	91	64	94	19	93	165	68	65	78	87	46
75 - 90	90	85	157	23	85	270			64	206	
- 110	106	123	175	23	97	320			64	256	



DN10/15 - 50



Multifunctional module (I03) PP-GF With mechanical limit switches Ag Ni

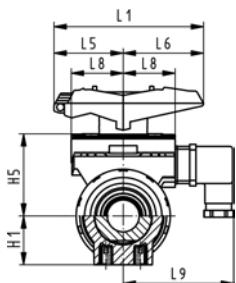
Model:

- Accessory to Ball Valve Type 546
- Multifunctional module acts as an intermediate element for actuators
- Including Plug 3P+E / Protection: IP65
- Including screws to mount the module and stainless steel coupling piece (V2A) for dimension DN65-100

d-d [mm]	DN-DN [mm]	Code	kg	H1 [mm]	H5 [mm]	L1 [mm]	L5 [mm]	L6 [mm]	L8 [mm]	L9 [mm]
16 - 20	10 - 15	167 482 626	0.110	27	50	87	42	45	34	73
25 - 32	20 - 25	167 482 627	0.120	30	53	108	50	58	38	77
40 - 50	32 - 40	167 482 628	0.135	44	72	140	66	75	41	80
	- 63	167 482 629	0.175	64	94	165	78	87	46	85
	75 - 90	167 482 630	0.460	85	157	270	64	206		
	- 110	167 482 631	0.480	123	175	320	64	256		



DN10/15 - 50



Multifunctional module (I04) PP-GF With mechanical limit switches Au

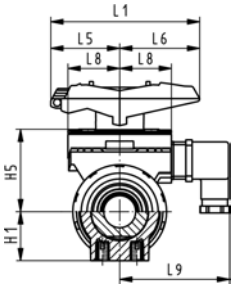
Model:

- Accessory to Ball Valve Type 546
- Multifunctional module acts as an intermediate element for actuators
- Including Plug 3P+E / Protection: IP65
- Including screws to mount the module and stainless steel coupling piece (V2A) for dimension DN65-100

d-d [mm]	DN-DN [mm]	Code	kg	H1 [mm]	H5 [mm]	L1 [mm]	L5 [mm]	L6 [mm]	L8 [mm]	L9 [mm]
16 - 20	10 - 15	167 482 635	0.110	27	50	87	42	45	34	73
25 - 32	20 - 25	167 482 636	0.120	30	53	108	50	58	38	77
40 - 50	32 - 40	167 482 637	0.135	44	72	140	66	75	41	80
	- 63	167 482 638	0.175	64	94	165	78	87	46	85
	75 - 90	167 482 639	0.460	85	157	270	64	206		
	- 110	167 482 640	0.480	123	175	320	64	256		



DN10/15 - 50



Multifunctional module (I05) PP-GF With inductive limit switches Namur

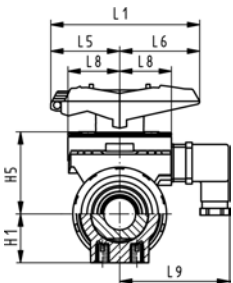
Model:

- Accessory to Ball Valve Type 546
- Multifunctional module acts as an intermediate element for actuators
- Including Plug 3P+E / Protection: IP65
- Including screws to mount the module and stainless steel coupling piece (V2A) for dimension DN65-100

d-d [mm]	DN-DN [mm]	Code	kg	H1 [mm]	H5 [mm]	L1 [mm]	L5 [mm]	L6 [mm]	L8 [mm]	L9 [mm]
16 - 20	10 - 15	167 482 671	0.110	27	50	87	42	45	34	73
25 - 32	20 - 25	167 482 672	0.120	30	53	108	50	58	38	77
40 - 50	32 - 40	167 482 673	0.135	44	72	140	66	75	41	80
- 63	- 50	167 482 674	0.175	64	94	165	78	87	46	85
75 - 90	65 - 80	167 482 675	0.460	85	157	270	64	206		
- 110	- 100	167 482 676	0.480	123	175	320	64	256		



DN10/15 - 50



Multifunctional module (I06) PP-GF With inductive limit switches PNP

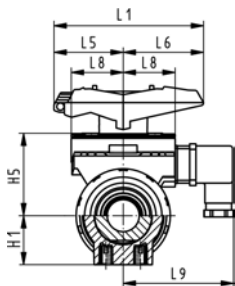
Model:

- Accessory to Ball Valve Type 546
- Multifunctional module acts as an intermediate element for actuators
- Including Plug 3P+E / Protection: IP65
- Including screws to mount the module and stainless steel coupling piece (V2A) for dimension DN65-100

d-d [mm]	DN-DN [mm]	Code	kg	H1 [mm]	H5 [mm]	L1 [mm]	L5 [mm]	L6 [mm]	L8 [mm]	L9 [mm]
16 - 20	10 - 15	167 482 662	0.110	27	50	87	42	45	34	73
25 - 32	20 - 25	167 482 663	0.120	30	53	108	50	58	38	77
40 - 50	32 - 40	167 482 664	0.135	44	72	140	66	75	41	80
- 63	- 50	167 482 665	0.175	64	94	165	78	87	46	85
75 - 90	65 - 80	167 482 666	0.460	85	157	270	64	206		
- 110	- 100	167 482 667	0.480	123	175	320	64	256		



DN10/15 - 50

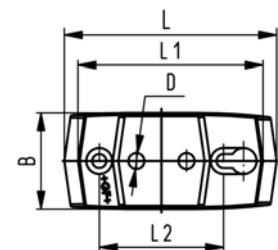
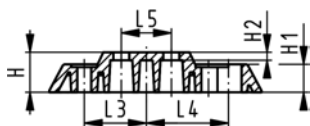


Multifunctional module (I07) PP-GF With inductive limit switches NPN

Model:

- Accessory to Ball Valve Type 546
- Multifunctional module acts as an intermediate element for actuators
- Including Plug 3P+E / Protection: IP65
- Including screws to mount the module and stainless steel coupling piece (V2A) for dimension DN65-100

d-d [mm]	DN-DN [mm]	Code	kg	H1 [mm]	H5 [mm]	L1 [mm]	L5 [mm]	L6 [mm]	L8 [mm]	L9 [mm]
16 - 20	10 - 15	167 482 653	0.110	27	50	87	42	45	34	73
25 - 32	20 - 25	167 482 654	0.120	30	53	108	50	58	38	77
40 - 50	32 - 40	167 482 655	0.135	44	72	140	66	75	41	80
	- 63	167 482 656	0.175	64	94	165	78	87	46	85
	75 - 90	167 482 657	0.460	85	157	270	64	206		
	- 110	167 482 658	0.480	123	175	320	64	256		



Mounting plate 546 PP-GF (L02)

- 2 mounting screws inclusive

d-d [mm]	DN-DN [mm]	Code	kg
16 - 32	10 - 25	167 484 110	0.055
40 - 63	32 - 50	167 484 111	0.086

d-d [mm]	B [mm]	D [mm]	H [mm]	H1 [mm]	H2 [mm]	L [mm]	L1 [mm]	L2 [mm]	L3 [mm]	L4 [mm]	L5 [mm]
16 - 32	48	8	20	14	4	106	92	62	31	41	25
40 - 63	54	9	20	14	4	149	134	104	52	62	45

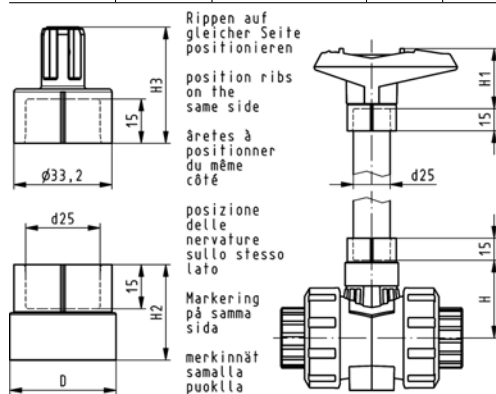


Handle extension 546 PVC-U metric

Model:

- For Ball Valve Type 546
- Composed of adapter sockets for handle connection and stem connection
- PVC-U pipe in suitable length has to be obtained on site

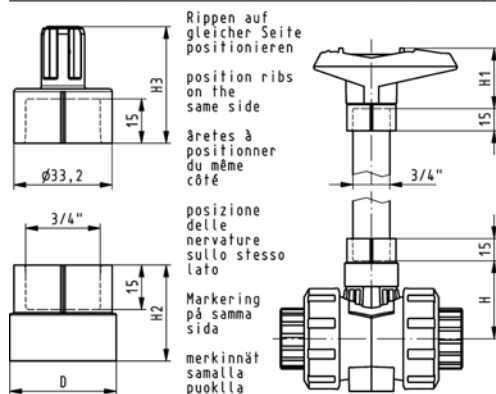
d-d [mm]	DN-DN [mm]	Code	kg	H [mm]	H1 [mm]	H2 [mm]	H3 [mm]	D [mm]
16 - 20	10 - 15	161 486 435	0.032	41	52	29	36	26
25 - 32	20 - 25	161 486 436	0.037	50	62	32	39	36
40 - 50	32 - 40	161 486 437	0.047	65	76	34	44	40
- 63	- 50	161 486 438	0.058	84	87	37	48	44



Handle extension 546 PVC-U inch BS/ASTM

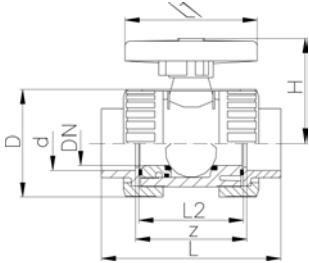
- For Ball Valve Type 546

DN-DN [mm]	Inch	Code	kg	H [mm]	H1 [mm]	H2 [mm]	H3 [mm]	D [mm]
10 - 15	3/8-1/2	161 486 443	0.032	41	52	29	36	26
20 - 25	3/4-1	161 486 444	0.037	50	62	32	39	36
32 - 40	1 1/4-1 1/2	161 486 445	0.047	65	76	34	44	40
50 -	2	161 486 446	0.058	84	87	37	48	44



Ball Valves 323

PROGEF Standard Metering ball valve type 323 With fusion sockets



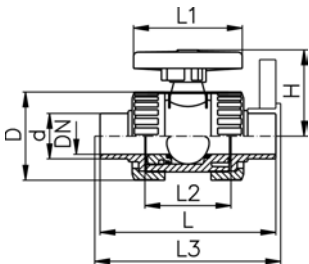
Model:

- Material: PP-H
- For easy installation and removal
- Ball seals PTFE
- Angle of operation 180° with scale

d [mm]	DN [mm]	PN	kv-value ($\Delta p=1$ bar) [l/min]	EPDM Code	FPM Code	kg
16	10	10	11	167 323 401	167 323 411	0.103
20	15	10	20	167 323 402	167 323 412	0.104

d [mm]	D [mm]	H [mm]	L [mm]	L1 [mm]	L2 [mm]	z [mm]
16	46	50	98	78	62	72
20	46	50	101	78	62	73

PROGEF Standard Metering ball valve type 323 With socket fusion spigots

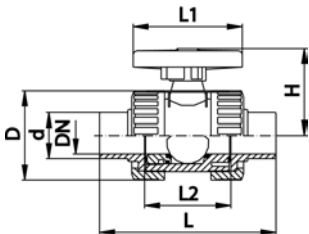


Model:

- Material: PP-H
- For easy installation and removal
- Ball seals PTFE
- Angle of operation 180° with scale

d [mm]	DN [mm]	PN	kv-value ($\Delta p=1$ bar) [l/min]	EPDM Code	FPM Code	kg	D [mm]	H [mm]	L [mm]	L1 [mm]	L2 [mm]
16	10	10	11	167 323 441	167 323 451	0.100	46	50	109	78	62
20	15	10	20	167 323 442	167 323 452	0.100	46	50	124	78	62

PROGEF Standard Metering ball valve type 323 With butt fusion spigots SDR11



Model:

- Material: PP-H
- For easy installation and removal
- Ball seals PTFE
- Angle of operation 180° with scale

d [mm]	DN [mm]	PN	kv-value ($\Delta p=1$ bar) [l/min]	EPDM Code	FPM Code	kg	D [mm]	H [mm]	L [mm]	L1 [mm]	L2 [mm]
20	15	10	20	167 323 482	167 323 492	0.106	46	50	130	78	62



Key PBTP black

- For assembly and disassembly of the union bush of ball valves type 323, 343, 346 and ball check valves 360

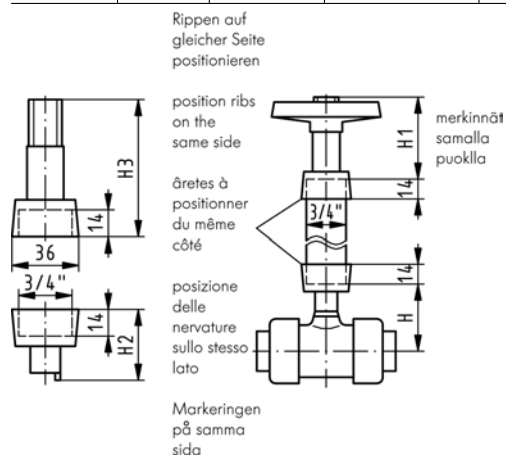
d-d [mm]	DN-DN [mm]	Inch	Code	kg	
16 - 63	10 - 50	3/8-2	160 480 106	0.038	

Handle extension type 615 PVC-U

- For Ball Valves Type 323, 343 and 346

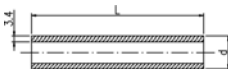


d [mm]	DN [mm]	Inch [inch]	Code	kg	H [mm]	H1 [mm]	H2 [mm]	H3 [mm]	
16 - 20	10 - 15	3/8 - 1/2	161 483 561	0.160	102	102	37	59	
25	20	3/4	161 483 562	0.170	114	114	40	62	
32	25	1	161 483 563	0.280	127	127	42	65	
40	32	1 1/4	161 483 564	0.400	137	137	43	67	
50	40	1 1/2	161 483 565	0.055	152	152	46	69	
63	50	2	161 483 566	0.056	175	175	51	71	



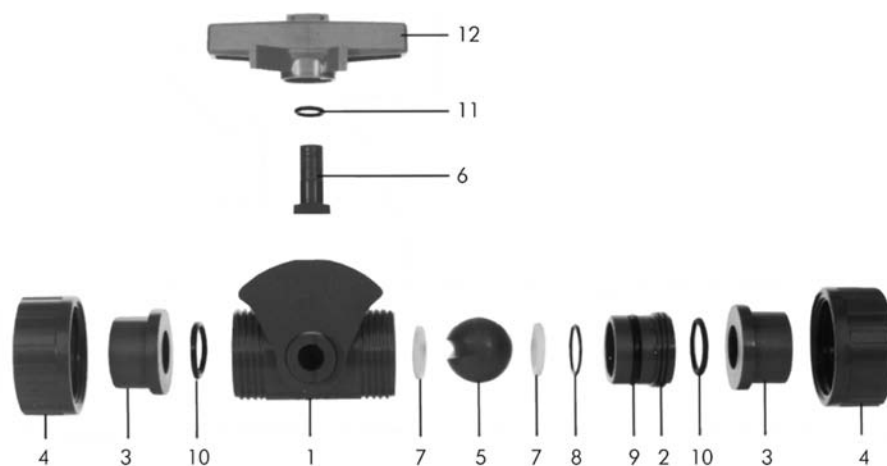
Pipe PVC-U

- For Handle Extension Type 615



d [inch]	Code	kg	l [mm]	l [mm]	
3/4	161 483 570	0.075	200	200	
3/4	161 483 571	0.200	1000	1000	

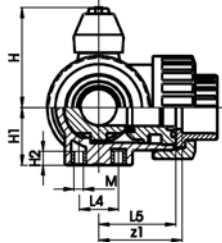
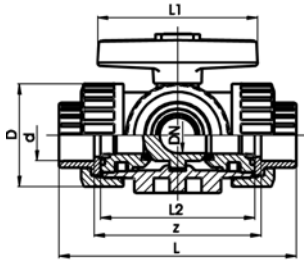
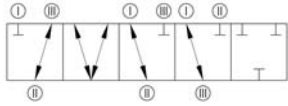
Spare parts for metering ball valve type 323 PP-H



No.	Article / Material	Pieces	d16 DN10	d20 DN15
	Ball set		167 480 901	167 480 902
5	Ball PP	1		
7	Ball seal PTFE	2		
6	Stem PP	1		
11	Stem seal EPDM	1		
12	Lever ASA	1		
	Ball set		167 480 904	197 480 905
5	Ball PP	1		
7	Ball seal PTFE	2		
6	Stem PP	1		
11	Stem seal FPM	1		
12	Lever ASA	1		
8	Seal set		161 482 883	161 482 883
8	Backing seal EPDM	2	No. 11, 1 Piece	No. 11, 1 Piece
9	Body seal EPDM	1		
10	Face seal EPDM	1		
11	Stem seal EPDM	2		
8	Seal set		161 482 892	161 482 892
8	Backing seal FPM	2	No. 11, 1 Piece	No. 11, 1 Piece
9	Body seal FPM	1		
10	Face seal FPM	1		
11	Stem seal FPM	2		
2	PP-H	1	167 480 519	167 480 519
10	Face seal EPDM	2	748 410 042	748 410 042
10	Face seal FPM	2	749 410 042	749 410 042
3	Fusion socket PP-H	1	167 480 159	167 480 160
3	Socket fusion spigot PP-H	1	167 480 527	167 480 528
3	Butt fusion spigot PP-H SDR11	1	-	167 480 546
3	Fusion socket PE 80	1	173 480 000	173 480 001
4	Union nut PP-H	1	167 480 786	167 480 786
12	Lever ASA	1	160 480 130	160 480 130

Ball Valves 343

PROGEF Standard 3-Way ball valve type 343 Horizontal/L-port With fusion sockets metric



Model:

- Material: PP-H
- L-port ball
- For easy installation and removal
- Ball seals PTFE
- Pneumatic or electric actuator available separately
- Angle of operation 360° without turn limiter

d [mm]	DN [mm]	PN	kv-value ($\Delta p=1$ bar) [l/min]	EPDM Code	FPM Code	kg
16	10	10	49	167 343 001	167 343 011	0.141
20	15	10	77	167 343 002	167 343 012	0.141
25	20	10	146	167 343 003	167 343 013	0.254
32	25	10	260	167 343 004	167 343 014	0.346
40	32	10	437	167 343 005	167 343 015	0.568
50	40	10	667	167 343 006	167 343 016	0.919
63	50	10	1293	167 343 007	167 343 017	1.758

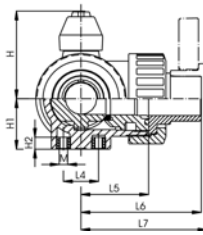
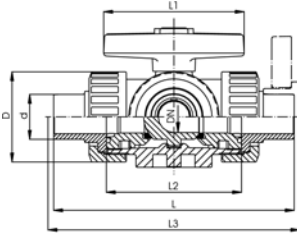
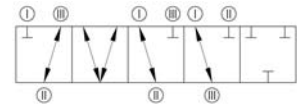
d [mm]	z [mm]	z1 [mm]	D [mm]	H [mm]	H1 [mm]	H2 [mm]	L [mm]	L1 [mm]	L2 [mm]	L4 [mm]	L5 [mm]	M
16	78	39	46	50	27	8	108	78	70	25	36	6
20	79	40	46	50	27	8	111	78	70	25	36	6
25	95	48	56	60	33	8	131	92	86	25	43	6
32	108	54	67	68	36	8	148	100	96	25	48	6
40	133	67	82	79	44	9	177	110	114	45	58	8
50	155	78	98	90	49	9	205	120	137	45	69	8
63	203	102	121	109	61	9	261	146	179	45	90	8



PROGEF Standard 3-Way ball valve type 343 Horizontal/L-port With socket fusion spigots metric

Model:

- Material: PP-H
- L-port ball
- For easy installation and removal
- Ball seals PTFE
- Pneumatic or electric actuator available separately
- Angle of operation 360° without turn limiter



d [mm]	DN [mm]	PN	kv-value ($\Delta p=1$ bar) [l/min]	EPDM Code	FPM Code	kg
16	10	10	49	167 343 021	167 343 031	0.141
20	15	10	77	167 343 022	167 343 032	0.141
25	20	10	146	167 343 023	167 343 033	0.254
32	25	10	260	167 343 024	167 343 034	0.346
40	32	10	437	167 343 025	167 343 035	0.568
50	40	10	667	167 343 026	167 343 036	0.919
63	50	10	1293	167 343 027	167 343 037	1.758

d [mm]	D [mm]	H [mm]	H1 [mm]	H2 [mm]	L [mm]	L1 [mm]	L2 [mm]	L3 [mm]	L4 [mm]	L5 [mm]	L6 [mm]	L7 [mm]	M
16	46	50	27	8	119	78	70		25	36	60		6
20	46	50	27	8	133	78	70	143	25	36	67	72	6
25	56	60	33	8	155	92	86	165	25	43	78	83	6
32	67	68	36	8	170	100	96	180	25	48	85	90	6
40	82	79	44	9	201	110	114	211	45	58	101	106	8
50	98	90	49	9	236	120	137	246	45	69	118	123	8
63	121	109	61	9	286	146	179	296	45	90	143	148	8

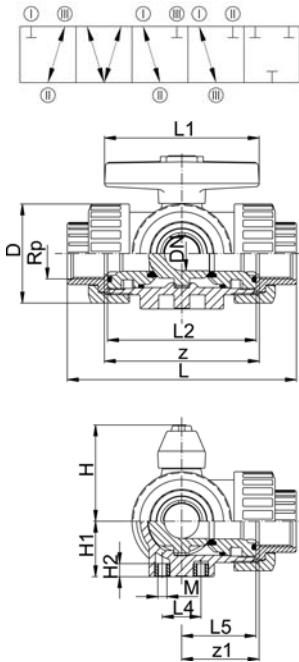


PROGEF Standard 3-Way ball valve type 343 Horizontal/L-port With threaded sockets Rp

Model:

- Material: PP-H
- L-port ball
- For easy installation and removal
- Ball seals PTFE
- Pneumatic or electric actuator available separately
- Angle of operation 360° without turn limiter

- Parallel female thread Rp



Rp [inch]	DN [mm]	PN	kv-value ($\Delta p=1$ bar) [l/min]	EPDM Code	FPM Code	kg
3/8	10	10	49	167 343 081	167 343 091	0.199
1/2	15	10	77	167 343 082	167 343 092	0.199
3/4	20	10	146	167 343 083	167 343 093	0.370
1	25	10	260	167 343 084	167 343 094	0.504
1 1/4	32	10	437	167 343 085	167 343 095	0.838
1 1/2	40	10	667	167 343 086	167 343 096	1.359
2	50	10	1293	167 343 087	167 343 097	2.622

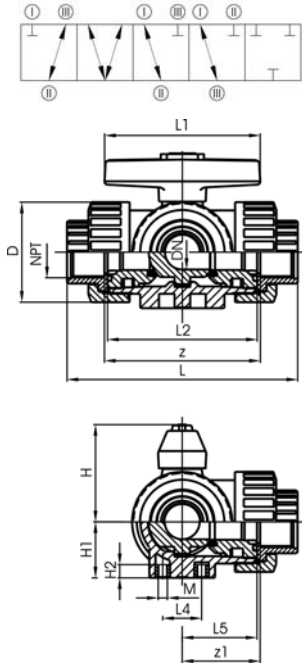
Rp [inch]	z [mm]	z1 [mm]	D [mm]	H [mm]	H1 [mm]	H2 [mm]	L [mm]	L1 [mm]	L2 [mm]	L4 [mm]	L5 [mm]	M
3/8	76	38	46	50	27	8	108	78	70	25	36	6
1/2	76	38	46	50	27	8	111	78	70	25	36	6
3/4	90	45	56	60	33	8	131	92	86	25	43	6
1	100	50	67	68	36	8	148	100	96	25	48	6
1 1/4	122	61	82	79	44	9	176	110	114	45	58	8
1 1/2	152	76	98	90	49	9	206	120	137	45	69	8
2	200	100	121	109	61	9	262	146	179	45	90	8



PROGEF Standard 3-Way ball valve type 343 Horizontal/L-port With threaded sockets NPT

Model:

- Material: PP-H
- L-port ball
- For easy installation and removal
- Ball seals PTFE
- Pneumatic or electric actuator available separately
- Angle of operation 360° without turn limiter
- Tapered female thread NPT

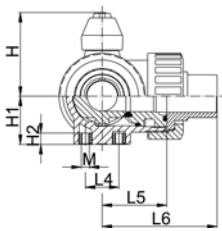
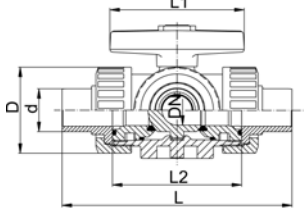
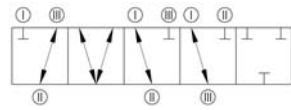


NPT [inch]	DN [mm]	PN	kv-value ($\Delta p=1$ bar) [l/min]	EPDM Code	FPM Code	kg	
3/8	10	10	49	167 343 161	167 343 171	0.199	
1/2	15	10	77	167 343 162	167 343 172	0.199	
3/4	20	10	146	167 343 163	167 343 173	0.370	
1	25	10	260	167 343 164	167 343 174	0.504	
1 1/4	32	10	437	167 343 165	167 343 175	0.838	
1 1/2	40	10	667	167 343 166	167 343 176	1.359	
2	50	10	1293	167 343 167	167 343 177	2.622	

NPT [inch]	z [mm]	z1 [mm]	D [mm]	H [mm]	H1 [mm]	H2 [mm]	L [mm]	L1 [mm]	L2 [mm]	L4 [mm]	L5 [mm]	M	
3/8	76	38	46	50	27	8	108	78	70	25	36	6	
1/2	76	38	46	50	27	8	111	78	70	25	36	6	
3/4	90	45	56	60	33	8	131	92	86	25	43	6	
1	100	50	67	68	36	8	148	100	96	25	48	6	
1 1/4	122	61	82	79	44	9	176	110	114	45	58	8	
1 1/2	152	76	98	90	49	9	206	120	137	45	69	8	
2	200	100	121	109	61	9	262	146	179	45	90	8	



PROGEF Standard 3-Way ball valve type 343 Horizontal/L-port With butt fusion spigots SDR11



Model:

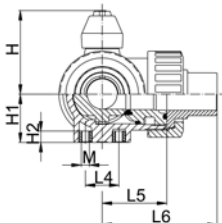
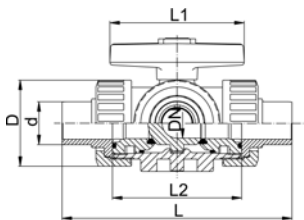
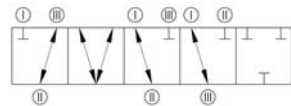
- Material: PP-H
- L-port ball
- For easy installation and removal
- Ball seals PTFE
- Pneumatic or electric actuator available separately
- Angle of operation 360° without turn limiter

d [mm]	DN [mm]	PN	kv-value ($\Delta p=1$ bar) [l/min]	EPDM Code	FPM Code	kg
20	15	10	77	167 343 062	167 343 072	0.141
25	20	10	146	167 343 063	167 343 073	0.254
32	25	10	260	167 343 064	167 343 074	0.346
40	32	10	437	167 343 065	167 343 075	0.568
50	40	10	667	167 343 066	167 343 076	0.919
63	50	10	1293	167 343 067	167 343 077	1.758

d [mm]	D [mm]	H [mm]	H1 [mm]	H2 [mm]	L [mm]	L1 [mm]	L2 [mm]	L4 [mm]	L5 [mm]	L6 [mm]	M
20	46	50	27	8	140	78	70	25	36	70	6
25	56	60	33	8	156	92	86	25	43	78	6
32	67	68	36	8	168	100	96	25	48	84	6
40	82	79	44	9	198	110	114	45	58	99	8
50	98	90	49	9	233	120	137	45	69	117	8
63	121	109	61	9	284	146	179	45	90	142	8



PROGEF Standard 3-Way ball valve type 343 Horizontal/L-port With butt fusion spigots SDR17



Model:

- Material: PP-H
- L-port ball
- For easy installation and removal
- Ball seals PTFE
- Pneumatic or electric actuator available separately
- Angle of operation 360° without turn limiter

d [mm]	DN [mm]	PN	kv-value ($\Delta p=1$ bar) [l/min]	EPDM Code	FPM Code	kg
20	15	6	77	167 343 042	167 343 052	0.141
25	20	6	146	167 343 043	167 343 053	0.254
32	25	6	260	167 343 044	167 343 054	0.346
40	32	6	437	167 343 045	167 343 055	0.568
50	40	6	667	167 343 046	167 343 056	0.919
63	50	6	1293	167 343 047	167 343 057	1.758

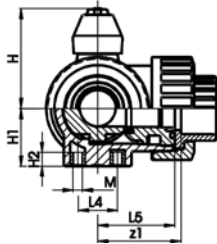
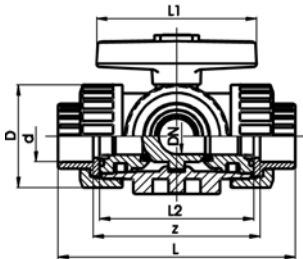
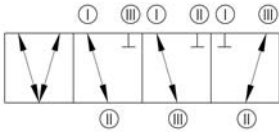
d [mm]	D [mm]	H [mm]	H1 [mm]	H2 [mm]	L [mm]	L1 [mm]	L2 [mm]	L4 [mm]	L5 [mm]	L6 [mm]	M
20	46	50	27	8	140	78	70	25	36	70	6
25	56	60	33	8	156	92	86	25	43	78	6
32	67	68	36	8	168	100	96	25	48	84	6
40	82	79	44	9	198	110	114	45	58	99	8
50	98	90	49	9	233	120	137	45	69	117	8
63	121	109	61	9	284	146	179	45	90	142	8



PROGEF Standard 3-Way ball valve type 343 Horizontal/T-port With fusion sockets metric

Model:

- Material: PP-H
- For easy installation and removal
- Ball seals PTFE
- Pneumatic or electric actuator available separately
- Angle of operation 90°, without turn limiter



d [mm]	DN [mm]	PN	kv-value ($\Delta p=1$ bar) [l/min]	EPDM Code	FPM Code	kg
16	10	10	140	167 343 201	167 343 211	0.141
20	15	10	200	167 343 202	167 343 212	0.141
25	20	10	470	167 343 203	167 343 213	0.254
32	25	10	793	167 343 204	167 343 214	0.346
40	32	10	1290	167 343 205	167 343 215	0.568
50	40	10	1910	167 343 206	167 343 216	0.919
63	50	10	3100	167 343 207	167 343 217	1.758

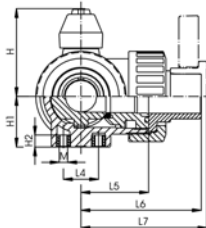
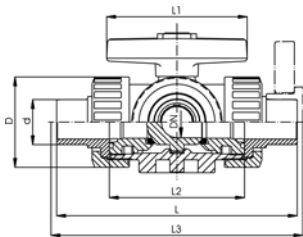
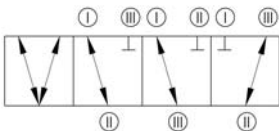
d [mm]	z [mm]	z1 [mm]	D [mm]	H [mm]	H1 [mm]	H2 [mm]	L [mm]	L1 [mm]	L2 [mm]	L4 [mm]	L5 [mm]	M
16	78	39	46	50	27	8	108	78	70	25	36	6
20	79	40	46	50	27	8	111	78	70	25	36	6
25	95	48	56	60	33	8	131	92	86	25	43	6
32	108	54	67	68	36	8	148	100	96	25	48	6
40	133	67	82	79	44	9	177	110	114	45	58	8
50	155	78	98	90	49	9	205	120	137	45	69	8
63	203	102	121	109	61	9	261	146	179	45	90	8



PROGEF Standard 3-Way ball valve type 343 Horizontal/T-port With socket fusion spigots metric

Model:

- Material: PP-H
- For easy installation and removal
- Ball seals PTFE
- Pneumatic or electric actuator available separately
- Angle of operation 90°, without turn limiter



d [mm]	DN [mm]	PN	kv-value ($\Delta p=1$ bar) [l/min]	EPDM Code	FPM Code	kg
16	10	10	140	167 343 221	167 343 231	0.141
20	15	10	200	167 343 222	167 343 232	0.141
25	20	10	470	167 343 223	167 343 233	0.254
32	25	10	793	167 343 224	167 343 234	0.346
40	32	10	1290	167 343 225	167 343 235	0.568
50	40	10	1910	167 343 226	167 343 236	0.919
63	50	10	3100	167 343 227	167 343 237	1.758

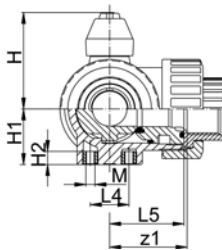
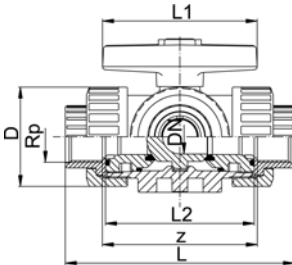
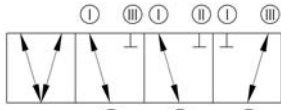
d [mm]	D [mm]	H [mm]	H1 [mm]	H2 [mm]	L [mm]	L1 [mm]	L2 [mm]	L3 [mm]	L4 [mm]	L5 [mm]	L6 [mm]	L7 [mm]	M
16	46	50	27	8	119	78	70		25	36	60		6
20	46	50	27	8	133	78	70	143	25	36	67	72	6
25	56	60	33	8	155	92	86	165	25	43	78	83	6
32	67	68	36	8	170	100	96	180	25	48	85	90	6
40	82	79	44	9	201	110	114	211	45	58	101	106	8
50	98	90	49	9	236	120	137	246	45	69	118	123	8
63	121	109	61	9	286	146	179	296	45	90	143	148	8



PROGEF Standard 3-Way ball valve type 343 Horizontal/T-port With threaded sockets Rp

Model:

- Material: PP-H
 - For easy installation and removal
 - Ball seals PTFE
 - Pneumatic or electric actuator available separately
 - Angle of operation 90°, without turn limiter
- Parallel female thread Rp



Rp [inch]	DN [mm]	PN	kv-value ($\Delta p=1$ bar) [l/min]	EPDM Code	FPM Code	kg
3/8	10	10	140	167 343 281	167 343 291	0.199
1/2	15	10	200	167 343 282	167 343 292	0.199
3/4	20	10	470	167 343 283	167 343 293	0.370
1	25	10	793	167 343 284	167 343 294	0.504
1 1/4	32	10	1290	167 343 285	167 343 295	0.838
1 1/2	40	10	1910	167 343 286	167 343 296	1.359
2	50	10	3100	167 343 287	167 343 297	2.622

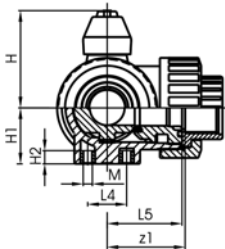
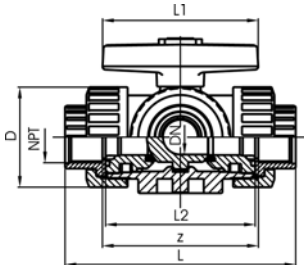
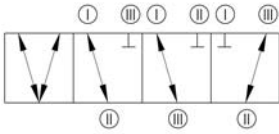
Rp [inch]	z [mm]	z1 [mm]	D [mm]	H [mm]	H1 [mm]	H2 [mm]	L [mm]	L1 [mm]	L2 [mm]	L4 [mm]	L5 [mm]	M
3/8	76	38	46	50	27	8	108	78	70	25	36	6
1/2	76	38	46	50	27	8	111	78	70	25	36	6
3/4	90	45	56	60	33	8	131	92	86	25	43	6
1	100	50	67	68	36	8	148	100	96	25	48	6
1 1/4	122	61	82	79	44	9	176	110	114	45	58	8
1 1/2	152	76	98	90	49	9	206	120	137	45	69	8
2	200	100	121	109	61	9	262	146	179	45	90	8



PROGEF Standard 3-Way ball valve type 343 Horizontal/T-port With threaded sockets NPT

Model:

- Material: PP-H
- For easy installation and removal
- Ball seals PTFE
- Pneumatic or electric actuator available separately
- Angle of operation 90°, without turn limiter
- Tapered female thread NPT



NPT [inch]	DN [mm]	PN	kv-value ($\Delta p=1$ bar) [l/min]	EPDM Code	FPM Code	kg
3/8	10	10	140	167 343 361	167 343 371	0.199
1/2	15	10	200	167 343 362	167 343 372	0.199
3/4	20	10	470	167 343 363	167 343 373	0.370
1	25	10	793	167 343 364	167 343 374	0.504
1 1/4	32	10	1290	167 343 365	167 343 375	0.838
1 1/2	40	10	1910	167 343 366	167 343 376	1.359
2	50	10	3100	167 343 367	167 343 377	2.622

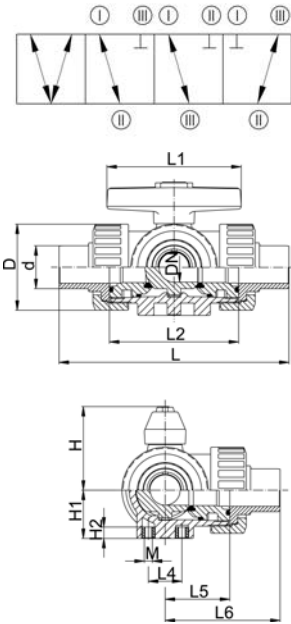
NPT [inch]	z [mm]	z1 [mm]	D [mm]	H [mm]	H1 [mm]	H2 [mm]	L [mm]	L1 [mm]	L2 [mm]	L4 [mm]	L5 [mm]	M
3/8	76	38	46	50	27	8	108	78	70	25	36	6
1/2	76	38	46	50	27	8	111	78	70	25	36	6
3/4	90	45	56	60	33	8	131	92	86	25	43	6
1	100	50	67	68	36	8	148	100	96	25	48	6
1 1/4	122	61	82	79	44	9	176	110	114	45	58	8
1 1/2	152	76	98	90	49	9	206	120	137	45	69	8
2	200	100	121	109	61	9	262	146	179	45	90	8



PROGEF Standard 3-Way ball valve type 343 Horizontal/T-port With butt fusion spigots SDR11

Model:

- Material: PP-H
- For easy installation and removal
- Ball seals PTFE
- Pneumatic or electric actuator available separately
- Angle of operation 90°, without turn limiter



d [mm]	DN [mm]	PN	kv-value ($\Delta p=1$ bar) [l/min]	EPDM Code	FPM Code	kg
20	15	10	200	167 343 262	167 343 272	0.141
25	20	10	470	167 343 263	167 343 273	0.254
32	25	10	793	167 343 264	167 343 274	0.346
40	32	10	1290	167 343 265	167 343 275	0.568
50	40	10	1910	167 343 266	167 343 276	0.919
63	50	10	3100	167 343 267	167 343 277	1.758

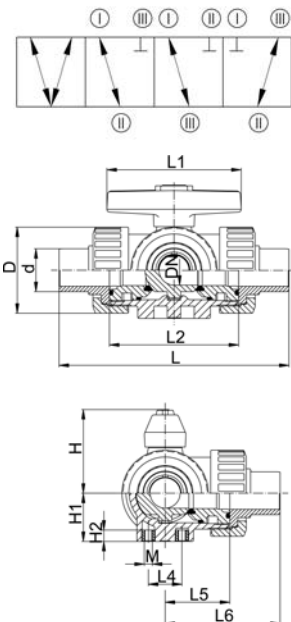
d [mm]	D [mm]	H [mm]	H1 [mm]	H2 [mm]	L [mm]	L1 [mm]	L2 [mm]	L4 [mm]	L5 [mm]	L6 [mm]	M
20	46	50	27	8	140	78	70	25	36	70	6
25	56	60	33	8	156	92	86	25	43	78	6
32	67	68	36	8	168	100	96	25	48	84	6
40	82	79	44	9	198	110	114	45	58	99	8
50	98	90	49	9	233	120	137	45	69	117	8
63	121	109	61	9	284	146	179	45	90	142	8



PROGEF Standard 3-Way ball valve type 343 Horizontal/T-port With butt fusion spigots SDR17

Model:

- Material: PP-H
- For easy installation and removal
- Ball seals PTFE
- Pneumatic or electric actuator available separately
- Angle of operation 90°, without turn limiter



d [mm]	DN [mm]	PN	kv-value ($\Delta p=1$ bar) [l/min]	EPDM Code	FPM Code	kg
20	15	6	200	167 343 242	167 343 252	0.141
25	20	6	470	167 343 243	167 343 253	0.254
32	25	6	793	167 343 244	167 343 254	0.346
40	32	6	1290	167 343 245	167 343 255	0.568
50	40	6	1910	167 343 246	167 343 256	0.919
63	50	6	3100	167 343 247	167 343 257	1.758

d [mm]	D [mm]	H [mm]	H1 [mm]	H2 [mm]	L [mm]	L1 [mm]	L2 [mm]	L4 [mm]	L5 [mm]	L6 [mm]	M
20	46	50	27	8	140	78	70	25	36	70	6
25	56	60	33	8	156	92	86	25	43	78	6
32	67	68	36	8	168	100	96	25	48	84	6
40	82	79	44	9	198	110	114	45	58	99	8
50	98	90	49	9	233	120	137	45	69	117	8
63	121	109	61	9	284	146	179	45	90	142	8



Key PBTP black

- For assembly and disassembly of the union bush of ball valves type 323, 343, 346 and ball check valves 360

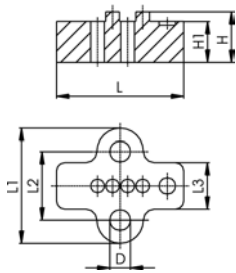
d-d [mm]	DN-DN [mm]	Inch	Code	kg
16 - 63	10 - 50	3/8-2	160 480 106	0.038



Mounting block PP

- For diaphragm valve to be compatible with pipe clips type 061 and one spacer type 061
- For 3-way ball valve type 343 to be compatible with pipe clips type 061 and one spacer type 061
- **For dimensions DN 10-15, the two mounting blocks (No 2+6) have to be ordered separately. They are to be assembled together.**

d-d [mm]	DN-DN [mm]	Inch	Block no.	Code	kg
16 - 20	10 - 15	3/8-1/2	2	167 480 423	0.003
25 - 32	20 - 25	3/4-1	6	167 482 238	0.017
40 - 63	32 - 50	1 1/4-2	7	167 482 239	0.030



d-d [mm]	D [mm]	H [mm]	H1 [mm]	L [mm]	L1 [mm]	L2 [mm]	L3 [mm]
16 - 20	8	7	4	47	42	25	17
25 - 32	8	15	15	47	42	25	17
40 - 63	10	11	11	80	67	45	22

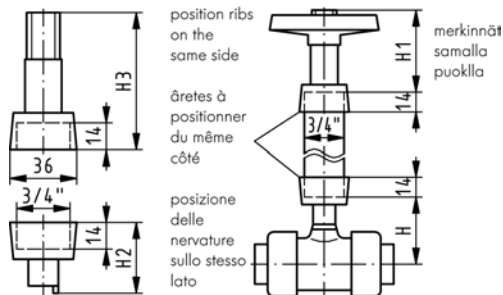
Handle extension type 615 PVC-U

- For Ball Valves Type 323, 343 and 346

d [mm]	DN [mm]	Inch [inch]	Code	kg	H [mm]	H1 [mm]	H2 [mm]	H3 [mm]
16 - 20	10 - 15	3/8 - 1/2	161 483 561	0.160	102	102	37	59
25	20	3/4	161 483 562	0.170	114	114	40	62
32	25	1	161 483 563	0.280	127	127	42	65
40	32	1 1/4	161 483 564	0.400	137	137	43	67
50	40	1 1/2	161 483 565	0.055	152	152	46	69
63	50	2	161 483 566	0.056	175	175	51	71



Rippen auf
gleicher Seite
positionieren



position ribs
on the
same side

âretes à
positionner
du même
côté

posizione
delle
nervature
sullo stesso
lato

Markeringen
på samma
sida

merkinnät
samalla
puolella

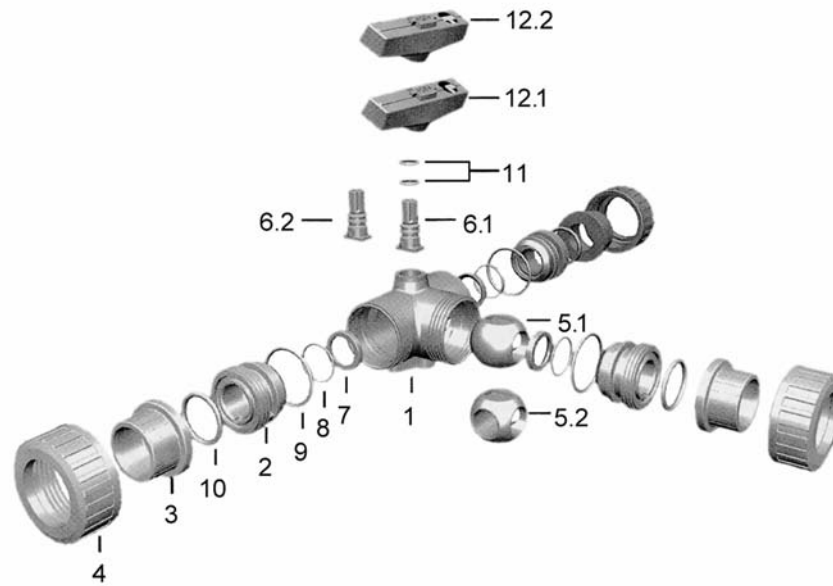


Pipe PVC-U

- For Handle Extension Type 615

d [inch]	Code	kg	l [mm]	l [mm]	
3/4	161 483 570	0.075	200	200	
3/4	161 483 571	0.200	1000	1000	

Spare parts for ball valve type 343 PP-H



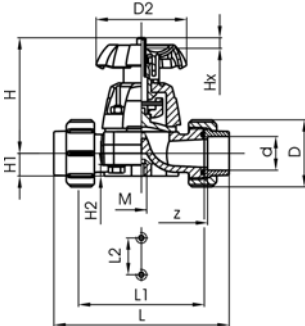
No.	Article / Material	Pieces	d16 DN 10	d20 DN 15	d25 DN 20	d32 DN 25	d40 DN 32	d50 DN 40	d63 DN 50
8	Seal set		161 484 941	161 484 941	161 484 942	161 484 943	161 484 944	161 484 945	161 484 946
9	Backing seal EPDM	3							
10	Body seal EPDM	3							
11	Face seal EPDM	3							
11	Stem seal EPDM	2							
8	Seal set		161 484 951	161 484 951	161 484 952	161 484 953	161 484 954	161 484 955	161 484 956
9	Backing seal FPM	3							
10	Body seal FPM	3							
11	Face seal FPM	3							
11	Stem seal FPM	2							
5.1	Ball set L-port		167 482 190	167 482 190	167 482 191	167 482 192	167 482 193	167 482 194	167 482 195
7	L-port ball PP	1							
6.1	Ball seal PTFE	3							
11	Stem PP	1							
12.1	Stem seal EPDM	2							
12.1	Lever ASA	1							
5.1	Ball set L-port		167 482 202	167 482 202	167 482 203	167 482 204	167 482 205	167 482 206	167 482 207
7	L-port ball PP	1							
6.1	Ball seal PTFE	3							
11	Stem PP	1							
12.1	Stem seal FPM	2							
12.1	Lever ASA	1							
5.2	Ball set T-port		167 482 214	167 482 214	167 482 215	167 482 216	167 482 217	167 482 218	167 482 219
7	T-port ball PP	1							
6.2	Ball seal PTFE	3							
11	Stem PP	1							
12.2	Stem seal EPDM	2							
12.2	Lever ASA	1							

No.	Article / Material	Pieces	d16 DN 10	d20 DN 15	d25 DN 20	d32 DN 25	d40 DN 32	d50 DN 40	d63 DN 50
	Ball set T-port		167 482 226	167 482 226	167 482 227	167 482 228	167 482 229	167 482 230	167 482 231
5.2	T-port ball PP	1							
7	Ball seal PTFE	3							
6.2	Stem PP	1							
11	Stem seal FPM	2							
12.2	Lever ASA	1							
	Central part L-port		167 482 137	167 482 137	167 482 138	167 482 139	167 482 140	167 482 141	167 482 142
1	Body PP	1							
5.1	L-port ball PP	1							
7	Ball seal PTFE	3							
8	Backing seal EPDM	3							
9	Body seal EPDM	3							
2	PP	3							
6.1	Stem PP	1							
11	Stem seal EPDM	2							
12.1	Lever ASA	1							
	Central part L-port		167 482 148	167 482 148	167 482 149	167 482 150	167 482 151	167 482 152	167 482 153
1	Body PP	1							
5.1	L-port ball PP	1							
7	Ball seal PTFE	3							
8	Backing seal FPM	3							
9	Body seal FPM	3							
2	PP	3							
6.1	Stem PP	1							
11	Stem seal FPM	2							
12.1	Lever ASA	1							
	Central part T-port		167 482 159	167 482 159	167 482 160	167 482 161	167 482 162	167 482 163	167 482 164
1	Body PP	1							
5.2	T-port ball PP	1							
7	Ball seal PTFE	3							
8	Backing seal EPDM	3							
9	Body seal EPDM	3							
2	PP	3							
6.2	Stem PP	1							
11	Stem seal EPDM	2							
12.2	Lever ASA	1							
	Central part T-port		167 482 170	167 482 170	167 482 171	167 482 172	167 482 173	167 482 174	167 482 175
1	Body PP	1							
5.2	T-port ball PP	1							
7	Ball seal PTFE	3							
8	Backing seal FPM	3							
9	Body seal FPM	3							
2	PP	3							
6.2	Stem PP	1							
11	Stem seal FPM	2							
12.2	Lever ASA	1							

No.	Article / Material	Pieces	d16 DN 10	d20 DN 15	d25 DN 20	d32 DN 25	d40 DN 32	d50 DN 40	d63 DN 50
3	Fusion socket PP-H	1	167 480 159	167 480 160	167 480 161	167 480 162	167 480 163	167 480 164	167 480 165
3	Socket fusion spigot PP-H	1	167 480 527	167 480 528	167 480 529	167 480 530	167 480 531	167 480 532	167 480 533
3	Threaded socket PP-H	1	167 480 166	167 480 167	167 480 168	167 480 169	167 480 170	167 480 171	167 480 172
3	Threaded socket PP-H	1	167 480 452	167 480 453	167 480 454	167 480 455	167 480 456	167 480 457	167 480 458
3	Butt fusion spigot long PP-H SDR11	1	-	167 482 546	167 482 547	167 482 548	167 482 549	167 482 550	167 482 551
3	Butt fusion spigot PP-H	1	-	167 480 546	167 480 547	167 480 548	167 480 549	167 480 550	167 480 551
3	Butt fusion spigot PP-H	1	-	167 480 537	167 480 538	167 480 539	167 480 540	167 480 541	167 480 542
3	Fusion socket PE 80	1	173 480 000	173 480 001	173 480 002	173 480 003	173 480 004	173 480 005	173 480 006
3	Butt fusion spigot long PE 100 SDR11	1	-	193 480 127	193 480 128	193 480 129	193 480 130	193 480 131	193 480 132
3	Butt fusion spigot PE 100	1	193 480 026	193 480 027	193 480 028	193 480 029	193 480 030	193 480 031	193 480 032
3	Butt fusion spigot PE 100	1	-	-	193 480 014	193 480 015	193 480 016	193 480 017	193 480 018
10	Face seal EPDM		748 410 042	748 410 042	748 410 116	748 410 103	748 410 027	748 410 010	748 410 011
10	Face seal FPM		749 410 042	749 410 042	749 410 116	749 410 103	749 410 027	749 410 010	749 410 011
4	Union nut PP-H	1	167 480 786	167 480 786	167 480 787	167 480 788	167 480 789	167 480 790	167 480 791
12	Lever ASA	1	160 480 115	160 480 115	160 480 116	160 480 117	160 480 118	160 480 119	160 480 120

Diaphragm Valves 314

PROGEF Standard Diaphragm valve type 314 With fusion sockets metric



Model:

- Material: PP-H
- For easy installation and removal
- Short overall length

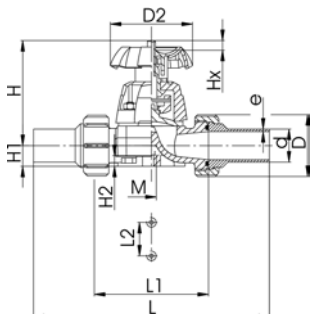
Option:

- Handwheel with built in locking mechanism

d [mm]	DN [mm]	PN	kv-value ($\Delta p=1$ bar) [l/min]	NBR Code	EPDM Code	CSM Code	PTFE with EPDM supporting diaphragm Code
20	15	10	72	167 314 402	167 314 417	167 314 447	167 314 432
25	20	10	137	167 314 403	167 314 418	167 314 448	167 314 433
32	25	10	207	167 314 404	167 314 419	167 314 449	167 314 434
40	32	10	354	167 314 405	167 314 420	167 314 450	167 314 435
50	40	10	517	167 314 406	167 314 421	167 314 451	167 314 436
63	50	10	713	167 314 407	167 314 422	167 314 452	167 314 437

d [mm]	DN [mm]	PN	kv-value ($\Delta p=1$ bar) [l/min]	FPM Code	kg
20	15	10	72	167 314 462	0.380
25	20	10	137	167 314 463	0.560
32	25	10	207	167 314 464	0.760
40	32	10	354	167 314 465	1.220
50	40	10	517	167 314 466	1.600
63	50	10	713	167 314 467	2.780

d [mm]	z [mm]	D [mm]	D2 [mm]	L [mm]	L1 [mm]	L2 [mm]	H [mm]	H1 [mm]	H2 [mm]	M	Lift = Hx [mm]
20	100	47	80	128	90	25	90	14	12	M6	8
25	118	57	80	150	108	25	101	18	12	M6	11
32	126	64	94	162	116	25	117	21	12	M6	13
40	144	78	117	184	134	45	127	26	15	M8	16
50	164	89	117	210	154	45	139	33	15	M8	21
63	194	109	152	248	184	45	172	39	15	M8	28



PROGEF Standard Diaphragm valve type 314 With butt fusion spigots SDR11

Model:

- Material: PP-H
- For easy installation and removal
- Short overall length

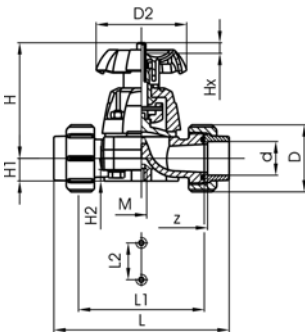
Option:

- Handwheel with built in locking mechanism

d [mm]	DN [mm]	PN	kv-value ($\Delta p=1$ bar) [l/min]	NBR Code	EPDM Code	CSM Code	PTFE with EPDM supporting diaphragm Code
20	15	10	72	167 314 502	167 314 517	167 314 547	167 314 532
25	20	10	137	167 314 503	167 314 518	167 314 548	167 314 533
32	25	10	207	167 314 504	167 314 519	167 314 549	167 314 534
40	32	10	354	167 314 505	167 314 520	167 314 550	167 314 535
50	40	10	517	167 314 506	167 314 521	167 314 551	167 314 536
63	50	10	713	167 314 507	167 314 522	167 314 552	167 314 537

d [mm]	DN [mm]	PN	kv-value ($\Delta p=1$ bar) [l/min]	FPM Code	kg
20	15	10	72	167 314 562	0.395
25	20	10	137	167 314 563	0.590
32	25	10	207	167 314 564	0.800
40	32	10	354	167 314 565	1.270
50	40	10	517	167 314 566	1.670
63	50	10	713	167 314 567	2.890

d [mm]	D [mm]	D2 [mm]	L [mm]	L1 [mm]	L2 [mm]	H [mm]	H1 [mm]	H2 [mm]	M	Lift = Hx [mm]	e [mm]
20	47	80	196	90	25	90	14	12	M6	8	1,9
25	57	80	221	108	25	102	18	12	M6	11	2,3
32	64	94	234	116	25	119	21	12	M6	13	3
40	78	117	260	134	45	126	26	15	M8	16	3,7
50	89	117	284	154	45	139	33	15	M8	21	4,6
63	109	152	321	184	45	172	39	15	M8	28	5,8



PROGEF Standard Diaphragm valve type 314 With fusion sockets PE80 metric

Model:

- Material: PP-H
- For easy installation and removal
- Short overall length

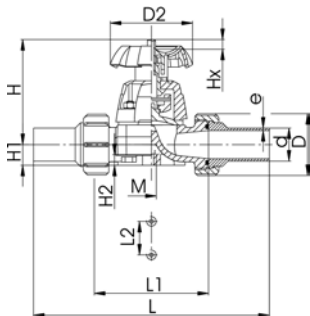
Option:

- Handwheel with built in locking mechanism

d [mm]	DN [mm]	PN	kv-value ($\Delta p=1$ bar) [l/min]	NBR Code	EPDM Code	CSM Code	PTFE with EPDM supporting diaphragm Code
20	15	10	72	167 314 602	167 314 617	167 314 647	167 314 632
25	20	10	137	167 314 603	167 314 618	167 314 648	167 314 633
32	25	10	207	167 314 604	167 314 619	167 314 649	167 314 634
40	32	10	354	167 314 605	167 314 620	167 314 650	167 314 635
50	40	10	517	167 314 606	167 314 621	167 314 651	167 314 636
63	50	10	713	167 314 607	167 314 622	167 314 652	167 314 637

d [mm]	DN [mm]	PN	kv-value ($\Delta p=1$ bar) [l/min]	FPM Code	kg
20	15	10	72	167 314 662	0.380
25	20	10	137	167 314 663	0.560
32	25	10	207	167 314 664	0.760
40	32	10	354	167 314 665	1.220
50	40	10	517	167 314 666	1.600
63	50	10	713	167 314 667	2.780

d [mm]	z [mm]	D [mm]	D2 [mm]	L [mm]	L1 [mm]	L2 [mm]	H [mm]	H1 [mm]	H2 [mm]	M	Lift = Hx [mm]
20	100	47	80	128	90	25	90	14	12	M6	8
25	118	57	80	150	108	25	101	18	12	M6	11
32	126	64	94	162	116	25	117	21	12	M6	13
40	144	78	117	184	134	45	127	26	15	M8	16
50	164	89	117	210	154	45	139	33	15	M8	21
63	194	109	152	248	184	45	172	39	15	M8	28



PROGEF Standard Diaphragm valve type 314 With butt fusion spigots PE100 SDR11

Model:

- Material: PP-H
- For easy installation and removal
- Short overall length

Option:

- Handwheel with built in locking mechanism

d [mm]	DN [mm]	PN	kv-value ($\Delta p=1$ bar) [l/min]	NBR Code	EPDM Code	CSM Code	PTFE with EPDM supporting diaphragm Code
20	15	10	72	167 314 702	167 314 717	167 314 747	167 314 732
25	20	10	137	167 314 703	167 314 718	167 314 748	167 314 733
32	25	10	207	167 314 704	167 314 719	167 314 749	167 314 734
40	32	10	354	167 314 705	167 314 720	167 314 750	167 314 735
50	40	10	517	167 314 706	167 314 721	167 314 751	167 314 736
63	50	10	713	167 314 707	167 314 722	167 314 752	167 314 737

d [mm]	DN [mm]	PN	kv-value ($\Delta p=1$ bar) [l/min]	FPM Code	kg
20	15	10	72	167 314 762	0.395
25	20	10	137	167 314 763	0.590
32	25	10	207	167 314 764	0.800
40	32	10	354	167 314 765	1.270
50	40	10	517	167 314 766	1.270
63	50	10	713	167 314 767	2.890

d [mm]	D [mm]	D2 [mm]	L [mm]	L1 [mm]	L2 [mm]	H [mm]	H1 [mm]	H2 [mm]	M	Lift = Hx [mm]	e [mm]
20	47	80	196	90	25	90	14	12	M6	8	1,9
25	57	80	221	108	25	102	18	12	M6	11	2,3
32	64	94	234	116	25	119	21	12	M6	13	3
40	78	117	260	134	45	126	26	15	M8	16	3,7
50	89	117	284	154	45	139	33	15	M8	21	4,6
63	109	152	321	184	45	172	39	15	M8	28	5,8

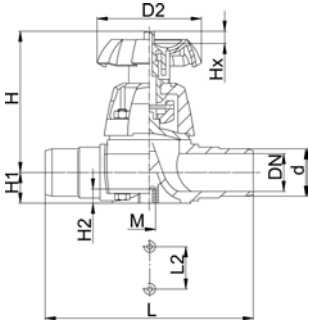
Spare parts for diaphragm valve type 314 PP-H



No.	Article / Material	Pieces	d20 DN 15	d25 DN 20	d32 DN 25	d40 DN 32	d50 DN 40	d63 DN 50
1	Bonnet complete (without diaphragm) elastomer diaphragm	1	161 484 625	161 484 626	161 484 627	161 484 628	161 484 629	161 484 630
1	Bonnet complete (without diaphragm) PTFE diaphragm	1	161 484 632	161 484 633	161 484 634	161 484 635	161 484 636	161 484 637
2	Diaphragm NBR	1	161 311 710	161 311 711	161 311 712	161 311 713	161 311 714	161 311 715
2	Diaphragm EPDM	1	161 481 022	161 481 023	161 481 024	161 481 025	161 481 026	161 481 027
2	Diaphragm FPM	1	161 481 092	161 481 093	161 481 094	161 481 095	161 481 096	161 481 097
2	Diaphragm PTFE/EPDM	1	161 311 698	161 311 699	161 311 700	161 311 701	161 311 702	161 311 703
2	Diaphragm PTFE/FPM	1	161 481 926	161 481 927	161 481 928	161 481 929	161 481 930	161 481 931
2	Diaphragm CSM	1	161 311 728	161 311 729	161 311 730	161 311 731	161 311 732	161 311 733
3	Pressure spindel PTFE diaphragm	1	161 484 696	161 484 697	161 484 698	161 484 699	161 484 700	161 484 701
3	Pressure spindel elastomer diaphragm	1	161 484 688	161 484 689	161 484 690	161 484 691	161 484 692	161 484 693
4	Fastening set Stainless steel	1	161 484 704	161 484 705	161 484 706	161 484 707	161 484 708	161 484 709
5	Valve body PP-H	1	167 481 977	167 481 978	167 481 979	167 481 980	167 481 981	167 481 982
6	Union nut PP	1	727 690 406	727 690 407	727 690 408	727 690 409	727 690 410	727 690 411
3	Fusion socket PP-H	1	727 600 106	727 600 107	727 600 108	727 600 109	727 600 110	727 600 111
7	Butt fusion spigot PE 100 SDR11	1	753 608 606	753 608 607	753 608 608	753 608 609	753 608 610	753 608 611
7	Butt fusion spigot PP-H SDR11 (IR-Plus®) compatible	1	727 608 506	727 608 507	727 608 508	727 608 509	727 608 510	727 608 511
7	Fusion socket PE 80	1	734 600 106	734 600 107	734 600 108	734 600 109	734 600 110	734 600 111
7	Butt fusion spigot long PE 100 SDR11	1	753 608 616	753 608 617	753 608 618	753 608 619	753 608 620	753 608 621
8	O-ring seal EPDM	1	748 410 006	748 410 007	748 410 008	748 410 009	748 410 010	748 410 011
8	O-ring seal FPM	1	749 410 006	749 410 007	749 410 008	749 410 009	749 410 010	749 410 011

Diaphragm Valves 315

PROGEF Standard Diaphragm valve type 315 With socket fusion spigots



Model:

- Material: PP-H
- Overall length EN 558

Option:

- Handwheel with built in locking mechanism

d [mm]	DN [mm]	PN	kv-value ($\Delta p=1$ bar) [l/min]	NBR Code	EPDM Code	CSM Code	PTFE with EPDM supporting diaphragm Code
20	15	10	72	167 315 402	167 315 417	167 315 447	167 315 432
25	20	10	137	167 315 403	167 315 418	167 315 448	167 315 433
32	25	10	207	167 315 404	167 315 419	167 315 449	167 315 434
40	32	10	354	167 315 405	167 315 420	167 315 450	167 315 435
50	40	10	517	167 315 406	167 315 421	167 315 451	167 315 436
63	50	10	713	167 315 407	167 315 422	167 315 452	167 315 437

d [mm]	DN [mm]	PN	kv-value ($\Delta p=1$ bar) [l/min]	FPM Code	kg
20	15	10	72	167 315 492	0.267
25	20	10	137	167 315 493	0.370
32	25	10	207	167 315 494	0.673
40	32	10	354	167 315 495	0.795
50	40	10	517	167 315 496	1.168
63	50	10	713	167 315 497	2.088

d [mm]	D2 [mm]	H [mm]	H1 [mm]	H2 [mm]	L [mm]	L2 [mm]	M	Lift = Hx [mm]
20	80	90	14	12	124	25	M6	7
25	80	101	18	12	144	25	M6	10
32	94	117	22	12	154	25	M6	12
40	117	127	26	15	174	45	M8	16
50	117	139	32	15	194	45	M8	19
63	152	172	39	15	223	45	M8	27



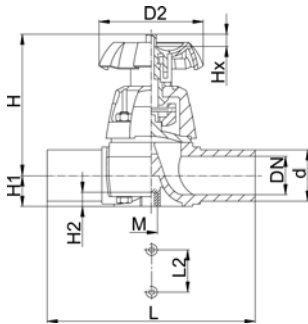
PROGEF Standard Diaphragm valve type 315 With butt fusion spigots SDR11

Model:

- Material: PP-H

Option:

- Handwheel with built in locking mechanism




d [mm]	DN [mm]	PN	kv-value ($\Delta p=1$ bar) [l/min]	NBR Code	EPDM Code	CSM Code	PTFE with EPDM supporting diaphragm Code
20	15	10	72	167 315 502	167 315 517	167 315 547	167 315 532
25	20	10	137	167 315 503	167 315 518	167 315 548	167 315 533
32	25	10	207	167 315 504	167 315 519	167 315 549	167 315 534
40	32	10	354	167 315 505	167 315 520	167 315 550	167 315 535
50	40	10	517	167 315 506	167 315 521	167 315 551	167 315 536
63	50	10	713	167 315 507	167 315 522	167 315 552	167 315 537

d [mm]	DN [mm]	PN	kv-value ($\Delta p=1$ bar) [l/min]	FPM Code	kg
20	15	10	72	167 315 592	0.260
25	20	10	137	167 315 593	0.382
32	25	10	207	167 315 594	0.660
40	32	10	354	167 315 595	0.779
50	40	10	517	167 315 596	1.137
63	50	10	713	167 315 597	2.061

d [mm]	D2 [mm]	H [mm]	H1 [mm]	H2 [mm]	L [mm]	L2 [mm]	M	Lift = Hx [mm]
20	80	90	14	12	124	25	M6	7
25	80	101	18	12	144	25	M6	10
32	94	117	22	12	154	25	M6	12
40	117	127	26	15	174	45	M8	16
50	117	139	32	15	194	45	M8	19
63	152	172	39	15	223	45	M8	27

Spare parts for diaphragm valve type 315 PP-H



No.	Article / Material	Pieces	d20 DN 15	d25 DN 20	d32 DN 25	d40 DN 32	d50 DN 40	d63 DN 50
1	Bonnet complete (without diaphragm) elastomer diaphragm	1	161 484 625	161 484 626	161 484 627	161 484 628	161 484 629	161 484 630
1	Bonnet complete (without diaphragm) PTFE diaphragm	1	161 484 632	161 484 633	161 484 634	161 484 635	161 484 636	161 484 637
2	Diaphragm NBR	1	161 311 710	161 311 711	161 311 712	161 311 713	161 311 714	161 311 715
2	Diaphragm EPDM	1	161 481 022	161 481 023	161 481 024	161 481 025	161 481 026	161 481 027
2	Diaphragm FPM	1	161 481 092	161 481 093	161 481 094	161 481 095	161 481 096	161 481 097
2	Diaphragm PTFE/EPDM	1	161 311 698	161 311 699	161 311 700	161 311 701	161 311 702	161 311 703
2	Diaphragm PTFE/FPM	1	161 481 926	161 481 927	161 481 928	161 481 929	161 481 930	161 481 931
2	Diaphragm CSM	1	161 311 728	161 311 729	161 311 730	161 311 731	161 311 732	1613117233
3	Pressure spindle elastomer diaphragm	1	161 484 688	161 484 689	161 484 690	161 484 691	161 484 692	161 484 693
3	Pressure spindle PTFE diaphragm	1	161 484 696	161 484 697	161 484 698	161 484 699	161 484 700	161 484 701
4	Fastening set Stainless steel	1	161 484 704	161 484 705	161 484 706	161 484 707	161 484 708	161 484 709
4	Fastening set Stainless steel PROGEF Natural	1	198 000 504	198 000 505	198 000 506	198 000 507	198 000 508	198 000 509
5	Valve body with socket fusion spigot PP-H	1	167 480 328	167 480 329	167 480 330	167 480 331	167 480 332	167 480 333
5	Valve body with butt fusion spigot PP-natur	1	168 480 125	168 480 126	168 480 127	168 480 128	168 480 129	168 480 130
5	Valve body with butt fusion spigot PP-H	1	167 481 175	167 481 176	167 481 177	167 481 178	167 481 179	167 481 180

Diaphragm Valves 317

PROGEF Standard Diaphragm valve type 317 With backing flanges PP-V metric



Model:

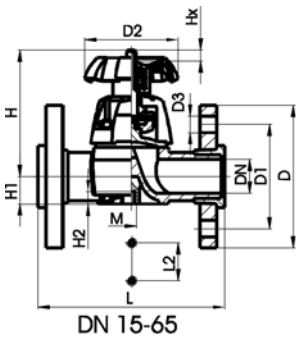
- Material: PP-H
- Jointing faces flat/serrated
- Overall length according to EN 558
- Connecting dimensions: ISO 7005 / EN 1092 / DIN 2501 PN10 / BS4504
- DN 15-65 with backing flange
- DN 80-150 with fixed flange

Option:

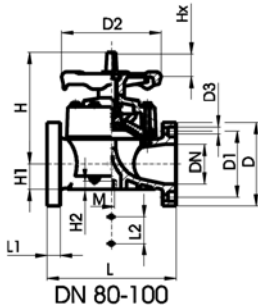
- Handwheel lockable DN15-65 (basic version not lockable)

* With PP fixed flanges, jointing faces flat

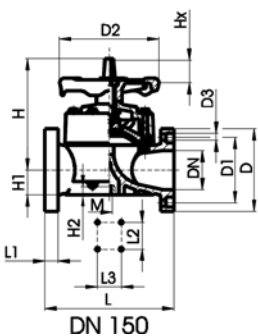
* DN80 and DN150 fixed flanges metric and Inch ANSI B16.5



DN 15-65



DN 80-100



DN 150

d [mm]	DN [mm]	Inch	PN	kv-value ($\Delta p=1$ bar) [l/min]	NBR Code	EPDM Code	CSM Code
20	15	½	10	72	167 317 152	167 317 167	167 317 197
25	20	¾	10	137	167 317 153	167 317 168	167 317 198
32	25	1	10	207	167 317 154	167 317 169	167 317 199
40	32	1 ¼	10	354	167 317 155	167 317 170	167 317 200
50	40	1 ½	10	517	167 317 156	167 317 171	167 317 201
63	50	2	10	713	167 317 157	167 317 172	167 317 202
75	65	2 ½	10	992	167 317 158	167 317 173	167 317 203
*90	80	3	10	1700	167 317 009	-	167 317 054
*110	100	4	10	2700	167 317 010	167 317 025	167 317 055

d [mm]	DN [mm]	Inch	PN	kv-value ($\Delta p=1$ bar) [l/min]	PTFE with EPDM supporting diaphragm Code	kg
20	15	½	10	72	167 317 182	0.532
25	20	¾	10	137	167 317 183	0.844
32	25	1	10	207	167 317 184	1.236
40	32	1 ¼	10	354	167 317 185	1.446
50	40	1 ½	10	517	167 317 186	2.456
63	50	2	10	713	167 317 187	3.664
75	65	2 ½	10	992	167 317 188	5.480
*90	80	3	10	1700	167 317 039	8.600
*110	100	4	10	2700	167 317 040	11.360

d [mm]	D [mm]	D1 [mm]	D2 [mm]	D3 [mm]	L [mm]	L1 [mm]	L2 [mm]	L3 [mm]	H [mm]	H1 [mm]	H2 [mm]	M	AL	Lift = Hx [mm]
20	95	65	80	14	130		25		90	14	12	M6	4	7
25	105	75	80	14	150		25		101	18	12	M6	4	10
32	115	85	94	14	160		25		117	22	12	M6	4	12
40	140	100	117	18	180		45		127	26	15	M8	4	16
50	150	110	117	18	200		45		139	32	15	M8	4	19
63	165	125	152	18	230		45		172	39	15	M8	4	27
75	185	145	152	18	290		70		210	46	15	M8	4	35
*90	200	160	270	18	310	35	120		265	57	23	M12	8	40
*110	225	180	270	18	350	38	120		304	69	23	M12	8	50



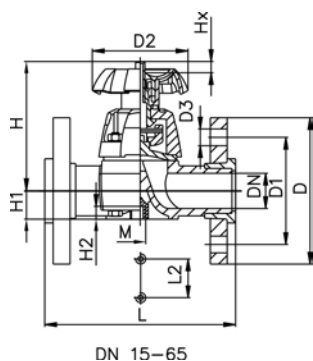
PROGEF Standard Diaphragm valve type 317 With backing flanges PP-st metric

Model:

- Material: PP-H
- Jointing faces flat/serrated
- Overall length according to EN 558
- Connecting dimensions: ISO 7005 / EN 1092 / DIN 2501 PN10 / BS4504

Option:

- Handwheel lockable DN15-65 (basic version not lockable)



d [mm]	DN [mm]	Inch	PN	kv-value ($\Delta p=1$ bar) [l/min]	PTFE with EPDM supporting diaphragm Code	kg
20	15	½	10	72	167 317 272	0.810
25	20	¾	10	137	167 317 273	1.200
32	25	1	10	207	167 317 274	1.850
40	32	1 ¼	10	354	167 317 275	2.410
50	40	1 ½	10	517	167 317 276	3.500
63	50	2	10	713	167 317 277	5.000
75	65	2 ½	10	992	167 317 278	7.040

d [mm]	D [mm]	D1 [mm]	D2 [mm]	D3 [mm]	L [mm]	L2 [mm]	H [mm]	H1 [mm]	H2 [mm]	M	AL	Lift = Hx [mm]
20	95	65	80	14	130	25	90	14	12	M6	4	7
25	105	75	80	14	150	25	101	18	12	M6	4	10
32	115	85	94	14	160	25	117	22	12	M8	4	12
40	140	100	117	18	180	45	127	26	15	M8	4	16
50	150	110	117	18	200	45	139	32	15	M10	4	19
63	165	125	152	18	230	45	172	39	15	M8	4	27
75	185	145	152	18	290	70	210	46	15	M8	4	35

Component Parts for Flange Assembly Diaphragm Valves Type 317

27 79 02

PROGEF Standard, Flange Adaptor Jointing face flat/serrated

d [mm]	PN	Code	kg	
20	10	727 790 206	0.011	
25	10	727 790 207	0.022	
32	10	727 790 208	0.033	
40	10	727 790 209	0.046	
50	10	727 790 210	0.062	
63	10	727 790 211	0.090	
75	10	727 790 212	0.163	
90	10	727 790 213	0.233	
110	10	727 790 214	0.319	

PROGEF Standard, Special Flange Adaptors, PP-H S5/SDR11

Jointing Face, combination serrated / flat metric

d [mm]	DN [mm]	FM	Code	kg	
75	65	IR	727 798 512	0.243	
90	80	IR	727 798 513	0.326	
90	80	IR	727 798 663	0.346	
110	100	IR	727 798 514	0.441	
125	100	IR	727 798 515	0.520	
140	125	IR	727 798 516	0.800	
160	150	IR	727 798 517	0.920	
180	150	IR	727 798 568	0.900	
200	200	IR	727 798 519	1.670	
225	200	IR	727 798 520	1.700	
250	250	--	727 798 571	2.790	
280	250	--	727 798 572	2.610	
315	300	--	727 798 573	3.410	
355	350	--	727 798 574	5.600	
400	400	--	727 798 575	8.300	

EPDM 48 44 07
FPM 49 44 07

**Profile Flange Gaskets metric
EPDM / FPM**



d [mm]	DN [mm]	PN	EPDM Code	FPM Code	kg
16	10	16	748 440 705	749 440 705	0.007
20	15	16	748 440 706	749 440 706	0.008
25	20	16	748 440 707	749 440 707	0.011
32	25	16	748 440 708	749 440 708	0.014
40	32	16	748 440 709	749 440 709	0.021
50	40	16	748 440 710	749 440 710	0.022
63	50	16	748 440 711	749 440 711	0.041
75	65	16	748 440 712	749 440 712	0.055
90	80	16	748 440 713	749 440 713	0.062
110	100	16	748 440 714	749 440 714	0.085
125	100	16	748 440 715	749 440 715	0.158
140	125	16	748 440 716	749 440 716	0.118
160 / 180	150	16	748 440 717	749 440 717	0.153
200	200	16	748 440 719	749 440 719	0.263
225	200	16	748 440 720	749 440 720	0.181
250	250	16	748 440 721	749 440 721	0.410
280	250	16	748 440 722	749 440 722	0.226
315	300	16	748 440 723	749 440 723	0.334
355	350	16	748 440 724	749 440 724	0.410
400	400	16	748 440 725	749 440 725	0.513

27 70 04
27 70 05

**Backing Flanges, PP-V
for Butt Fusion Systems metric**

d [mm]	Inch	DN [mm]	PN	Code	kg
20		15	16	727 700 406	0.080
25		20	16	727 700 407	0.100
32		25	16	727 700 408	0.140
40		32	16	727 700 409	0.220
50		40	16	727 700 410	0.210
63		50	16	727 700 411	0.380
75		65	16	727 700 412	0.480
90		80	16	727 700 513	0.520
110		100	16	727 700 514	0.680

27 70 04
27 70 05

**Backing Flanges, PP-V
for Socket Systems metric**

d [mm]	Inch	DN [mm]	PN	Code	kg
20		15	16	727 700 406	0.080
25		20	16	727 700 407	0.100
32		25	16	727 700 408	0.140
40		32	16	727 700 409	0.220
50		40	16	727 700 410	0.210
63		50	16	727 700 411	0.380
75		65	16	727 700 412	0.480
90		80	16	727 700 413	0.520
110		100	16	727 700 414	0.680

27 70 14
27 70 15

Backing Flanges, PP-V for Butt Fusion Systems Inch/ANSI


Inch	DN [mm]	PN	Code	kg	
½	15	16	727 701 406	0.080	
¾	20	16	727 701 407	0.100	
1	25	16	727 701 408	0.140	
1 ¼	32	16	727 701 409	0.220	
1 ½	40	16	727 701 410	0.210	
2	50	16	727 701 411	0.380	
2 ½	65	16	727 701 412	0.480	
3	80	16	727 701 513	0.520	
4	100	16	727 701 514	0.680	

27 70 14
27 70 15

Backing Flanges, PP-V for Socket Systems Inch/ANSI

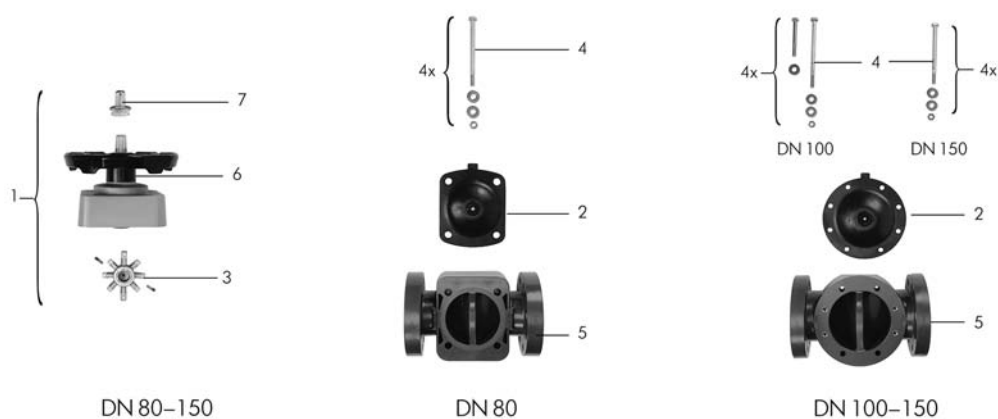
Inch	DN [mm]	PN	Code	kg	
½	15	16	727 701 406	0.080	
¾	20	16	727 701 407	0.100	
1	25	16	727 701 408	0.140	
1 ¼	32	16	727 701 409	0.220	
1 ½	40	16	727 701 410	0.210	
2	50	16	727 701 411	0.380	
2 ½	65	16	727 701 412	0.480	
3	80	16	727 701 413	0.520	
4	100	16	727 701 414	0.680	

Spare parts for diaphragm valve type 317 (DN15-65) PP-H



No.	Article / Material	Pieces	d20 DN 15	d25 DN 20	d32 DN 25	d40 DN 32	d50 DN 40	d63 DN 50	d75 DN 65
1	Bonnet complete (without diaphragm) elastomer diaphragm	1	161 484 625	161 484 626	161 484 627	161 484 628	161 484 629	161 484 630	161 484 631
1	Bonnet complete (without diaphragm) PTFE diaphragm	1	161 484 632	161 484 633	161 484 634	161 484 635	161 484 636	161 484 637	161 484 638
2	Diaphragm NBR	1	161 311 710	161 311 711	161 311 712	161 311 713	161 311 714	161 311 715	161 480 241
2	Diaphragm EPDM	1	161 481 022	161 481 023	161 481 024	161 481 025	161 481 026	161 481 027	161 481 028
2	Diaphragm FPM	1	161 481 092	161 481 093	161 481 094	161 481 095	161 481 096	161 481 097	161 481 098
2	Diaphragm PTFE/EPDM	1	161 311 698	161 311 699	161 311 700	161 311 701	161 311 702	161 311 703	161 480 240
2	Diaphragm PTFE/FPM	1	161 481 926	161 481 927	161 481 928	161 481 929	161 481 930	161 481 931	161 481 932
2	Diaphragm CSM	1	161 311 728	161 311 729	161 311 730	161 311 731	161 311 732	161 311 733	161 480 237
3	Pressure spindle PTFE diaphragm	1	161 484 696	161 484 697	161 484 698	161 484 699	161 484 700	161 484 701	161 484 702
3	Pressure spindle elastomer diaphragm	1	161 484 688	161 484 689	161 484 690	161 484 691	161 484 692	161 484 693	161 484 694
4	Fastening set Stainless steel	1	161 484 704	161 484 705	161 484 706	161 484 707	161 484 708	161 484 709	161 483 032
5	Valve body PP-H backing flange Inch ANSI	1	167 484 035	167 484 036	167 484 037	167 484 038	167 484 039	167 484 040	167 484 041
5	Valve body PP-H backing flange PP-GF JIS	1	167 481 552	167 481 553	167 481 554	167 481 555	167 481 556	167 481 557	-
5	Valve body PP-H backing flange metric	1	167 484 025	167 484 026	167 484 027	167 484 028	167 484 029	167 484 030	167 484 031

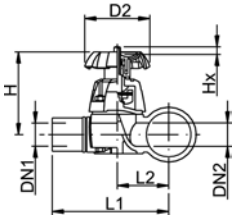
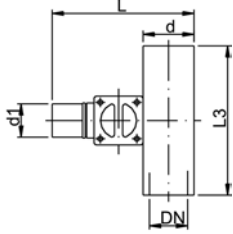
Spare parts for diaphragm valve type 317 (DN80-150) PP-H



No.	Article / Material	Pieces	d90 DN 80	d110 DN 100	d160 DN 150
1	Bonnet complete (without diaphragm) elastomer diaphragm	1	161 482 514	161 482 515	161 482 901
1	Bonnet complete (without diaphragm) PTFE diaphragm	1	161 482 516	161 482 517	161 482 906
2	Diaphragm NBR	1	161 480 232	161 480 233	161 482 751
2	Diaphragm EPDM	1	161 481 029	161 481 030	161 482 754
2	Diaphragm FPM	1	161 481 099	161 481 100	161 481 102
2	Diaphragm PTFE/EPDM	1	161 480 241	161 480 242	161 482 760
2	Diaphragm CSM	1	161 480 238	161 480 239	161 482 757
3	Pressure spindel elastomer diaphragm	1	161 483 008	161 483 009	161 483 011
3	Pressure spindel PTFE diaphragm	1	161 483 020	161 483 021	161 483 023
4	Fastening set Stainless steel	1	161 483 033	161 483 034	161 483 037
5	Valve body with PP-fixed flange metric PP-H	1	167 480 427	167 480 428	167 480 577
5	Valve body with PP-fixed flange ANSI PP-H	1	167 480 427	167 480 478	167 480 577
5	Valve body with PP-fixed flange JIS PP-H	1	-	167 480 476	167 480 577
6	O-ring seal NBR	1	745 410 107	745 410 107	-
6	O-ring seal EPDM	1	-	-	748 410 121
7	Covering cap PVC-U SAN	1	161 481 759	161 481 760	161 482 744

Diaphragm Valves 319

PROGEF Standard Diaphragm valve type 319 With butt fusion spigots



Model:

- Material: PP-H
- Valve body injection molded, compact design
- Minimized static zone (dead leg)
- d20-d63 SDR11, d90-d110 SDR17,6


Option:

- Handwheel with built in locking mechanism

d [mm]	d1 [mm]	DN [mm]	DN1 [mm]	DN2 [mm]	PN	kv-value ($\Delta p=1$ bar) [l/min]	PTFE with EPDM supporting diaphragm Code	EPDM Code	kg
20	20	15	15	15	10	47	167 319 301	167 319 401	0.329
25	20	20	15	20	10	69	167 319 303	167 319 403	0.361
25	25	20	20	20	10	91	167 319 304	167 319 404	0.361
32	20	25	15	25	10	86	167 319 307	167 319 407	0.619
32	25	25	20	25	10	126	167 319 308	167 319 408	0.618
32	32	25	25	25	10	156	167 319 309	167 319 409	0.618
40	20	32	15	25	10	84	167 319 312	167 319 412	0.634
50	20	40	15	25	10	82	167 319 318	167 319 418	0.701
50	25	40	20	25	10	124	167 319 319	167 319 419	0.701
50	32	40	25	25	10	159	167 319 320	167 319 420	0.700
63	20	50	15	25	10	81	167 319 325	167 319 425	0.750
63	25	50	20	25	10	115	167 319 326	167 319 426	0.749
63	32	50	25	25	10	156	167 319 327	167 319 427	0.746
90	20	80	15	20	6	88	167 319 341	167 319 441	0.871
90	25	80	20	25	6	133	167 319 342	167 319 442	1.062
90	32	80	25	25	6	162	167 319 343	167 319 443	0.907
90	50	80	40	50	6	504	167 319 345	167 319 445	2.285
90	63	80	50	50	6	530	167 319 346	167 319 446	2.285
110	20	100	15	25	6	89	167 319 351	167 319 451	0.888
110	25	100	20	25	6	123	167 319 352	167 319 452	0.887
110	32	100	25	25	6	159	167 319 353	167 319 453	0.886
110	50	100	40	50	6	503	167 319 355	167 319 455	2.400
110	63	100	50	50	6	543	167 319 356	167 319 456	2.426

d [mm]	D2 [mm]	H [mm]	L [mm]	L1 [mm]	L2 [mm]	L3 [mm]
20	80	83	106	96	30	140
25	80	91	121	108	36	150
25	80	91	121	108	36	150
32	94	105	137	120	43	160
32	94	105	137	120	43	160
32	94	105	137	120	43	160
40	94	105	149	128	51	180
50	94	105	159	134	57	180
50	94	105	159	134	57	180
50	94	105	159	134	57	180
63	94	105	175	144	67	180
63	94	105	175	144	67	180
63	94	105	175	144	67	180
90	94	105	204	159	82	160
90	94	105	204	159	82	160
90	94	105	204	159	82	160
90	152	151	252	207	95	220
90	152	151	252	207	95	220
110	94	105	226	171	94	160
110	94	105	226	171	94	160
110	94	105	226	171	94	160
110	152	151	274	219	107	220
110	152	151	274	219	107	220

Spare parts for diaphragm valve type 319 PP-H



No.	Article / Material	Pieces	20x20	25x20	25x25	32x20	32x25	32x32	40x20
1	Bonnet complete (without diaphragm) PTFE diaphragm	1	161 484 632	161 484 633	161 484 633	161 484 634	161 484 634	161 484 634	161 484 634
1	Bonnet complete (without diaphragm) elastomer diaphragm	1	161 484 625	161 484 626	161 484 626	161 484 627	161 484 627	161 484 627	161 484 627
2	Diaphragm NBR	1	161 311 710	161 311 711	161 311 711	161 311 712	161 311 712	161 311 712	161 311 712
2	Diaphragm EPDM	1	161 481 022	161 481 023	161 481 023	161 481 024	161 481 024	161 481 024	161 481 024
2	Diaphragm FPM	1	161 481 092	161 481 093	161 481 093	161 481 094	161 481 094	161 481 094	161 481 094
2	Diaphragm PTFE/EPDM	1	161 311 698	161 311 699	161 311 699	161 311 700	161 311 700	161 311 700	161 311 700
2	Diaphragm PTFE/FPM	1	161 481 926	161 481 927	161 481 927	161 481 928	161 481 928	161 481 928	161 481 928
2	Diaphragm CSM	1	161 311 728	161 311 729	161 311 729	161 311 730	161 311 730	161 311 730	161 311 730
3	Pressure spindle PTFE diaphragm	1	161 484 696	161 484 697	161 484 697	161 484 698	161 484 698	161 484 698	161 484 698
3	Pressure spindle elastomer diaphragm	1	161 484 688	161 484 689	161 484 689	161 484 690	161 484 690	161 484 690	161 484 690
4	Fastening set Stainless steel	1	161 484 704	161 484 705	161 484 705	161 484 706	161 484 706	161 484 706	161 484 706
4	Fastening set Stainless steel PROGEF Natural	1	198 000 516	198 000 517	198 000 517	198 000 518	198 000 518	198 000 518	198 000 519
5	Valve body with butt fusion spigot PP-H	1	167 482 252	167 482 254	167 482 255	167 482 257	167 482 258	167 482 259	167 482 261
5	Valve body with butt fusion spigot PP-natur	1	168 480 177	168 480 179	168 480 180	168 480 182	168 480 183	168 480 184	168 480 186

No.	Article / Material	Pieces	50x20	50x25	50x32	63x20	63x25	63x32	90x20
1	Bonnet complete (without diaphragm) PTFE diaphragm	1	161 484 634	161 484 634	161 484 634	161 484 634	161 484 634	161 484 634	161 484 634

No.	Article / Material	Pieces	50x20	50x25	50x32	63x20	63x25	63x32	90x20
1	Bonnet complete (without diaphragm) elastomer diaphragm	1	161 484 627	161 484 627	161 484 627	161 484 627	161 484 627	161 484 627	161 484 627
2	Diaphragm NBR	1	161 311 712	161 311 712	161 311 712	161 311 712	161 311 712	161 311 712	161 311 712
2	Diaphragm EPDM	1	161 481 024	161 481 024	161 481 024	161 481 024	161 481 024	161 481 024	161 481 024
2	Diaphragm FPM	1	161 481 094	161 481 094	161 481 094	161 481 094	161 481 094	161 481 094	161 481 094
2	Diaphragm PTFE/EPDM	1	161 311 700	161 311 700	161 311 700	161 311 700	161 311 700	161 311 700	161 311 700
2	Diaphragm PTFE/FPM	1	161 481 928	161 481 928	161 481 928	161 481 928	161 481 928	161 481 928	161 481 928
2	Diaphragm CSM	1	161 311 730	161 311 730	161 311 730	161 311 730	161 311 730	161 311 730	161 311 730
3	Pressure spindel PTFE diaphragm	1	161 484 698	161 484 698	161 484 698	161 484 698	161 484 698	161 484 698	161 484 698
3	Pressure spindel elastomer diaphragm	1	161 484 690	161 484 690	161 484 690	161 484 690	161 484 690	161 484 690	161 484 690
4	Fastening set Stainless steel	1	161 484 706	161 484 706	161 484 706	161 484 706	161 484 706	161 484 706	161 484 706
4	Fastening set Stainless steel PROGEF Natural	1	198 000 520	198 000 520	198 000 520	198 000 521	198 000 521	198 000 521	198 000 522
5	Valve body with butt fusion spigot PP-H	1	167 482 266	167 482 267	167 482 268	167 482 272	167 482 273	167 482 274	167 482 287
5	Valve body with butt fusion spigot PP-natur	1	168 480 191	168 480 192	168 480 193	168 480 197	168 480 198	168 480 199	168 480 212

No.	Article / Material	Pieces	90x25	90x32	90x50	90x63	110x20	110x25	110x32
1	Bonnet complete (without diaphragm) PTFE diaphragm	1	161 484 634	161 484 634	161 484 636	161 484 636	161 484 634	161 484 634	161 484 634
1	Bonnet complete (without diaphragm) elastomer diaphragm	1	161 484 627	161 484 627	161 484 630	161 484 630	161 484 627	161 484 627	161 484 627
2	Diaphragm NBR	1	161 311 712	161 311 712	161 311 715	161 311 715	161 311 712	161 311 712	161 311 712
2	Diaphragm EPDM	1	161 481 024	161 481 024	161 481 027	161 481 027	161 481 024	161 481 024	161 481 024
2	Diaphragm FPM	1	161 481 094	161 481 094	161 481 097	161 481 097	161 481 094	161 481 094	161 481 094
2	Diaphragm PTFE/EPDM	1	161 311 700	161 311 700	161 311 703	161 311 703	161 311 700	161 311 700	161 311 700
2	Diaphragm PTFE/FPM	1	161 481 928	161 481 928	161 481 931	161 481 931	161 481 928	161 481 928	161 481 928
2	Diaphragm CSM	1	161 311 730	161 311 730	161 311 733	161 311 733	161 311 730	161 311 730	161 311 730
3	Pressure spindel PTFE diaphragm	1	161 484 698	161 484 698	161 484 701	161 484 701	161 484 698	161 484 698	161 484 698
3	Pressure spindel elastomer diaphragm	1	161 484 690	161 484 690	161 484 693	161 484 693	161 484 690	161 484 690	161 484 690
4	Fastening set Stainless steel	1	161 484 706	161 484 706	161 484 709	161 484 709	161 484 706	161 484 706	161 484 706
4	Fastening set Stainless steel PROGEF Natural	1	198 000 522	198 000 522	198 000 523	198 000 523	198 000 524	198 000 524	198 000 524
5	Valve body with butt fusion spigot PP-H	1	167 482 288	167 482 289	167 482 291	167 482 292	167 482 296	167 482 297	167 482 298

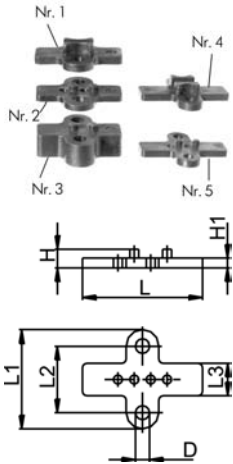
No.	Article / Material	Pieces	90x25	90x32	90x50	90x63	110x20	110x25	110x32
5	Valve body with butt fusion spigot PP-natur	1	168 480 213	168 480 214	168 480 216	168 480 217	168 480 221	168 480 222	168 480 223

No.	Article / Material	Pieces	110x50	110x63
1	Bonnet complete (without diaphragm) PTFE diaphragm	1	161 484 636	161 484 636
1	Bonnet complete (without diaphragm) elastomer diaphragm	1	161 484 630	161 484 630
2	Diaphragm NBR	1	161 311 715	161 311 715
2	Diaphragm EPDM	1	161 481 027	161 481 027
2	Diaphragm FPM	1	161 481 097	161 481 097
2	Diaphragm PTFE/EPDM	1	161 311 703	161 311 703
2	Diaphragm PTFE/FPM	1	161 481 931	1614819231
2	Diaphragm CSM	1	161 311 733	161 311 733
3	Pressure spindel PTFE diaphragm	1	161 484 701	161 484 701
3	Pressure spindel elastomer diaphragm	1	161 484 693	161 484 693
4	Fastening set Stainless steel	1	161 484 709	161 484 709
4	Fastening set Stainless steel PROGEF Natural	1	198 000 525	198 000 525
5	Valve body with butt fusion spigot PP-H	1	167 482 300	167 482 301
5	Valve body with butt fusion spigot PP-natur	1	168 480 225	168 480 226

Accessories for Diaphragm Valves

Mounting block PP

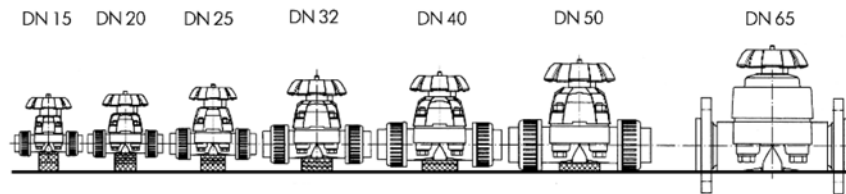
- For Diaphragm Valves 314, 315 and 317 (DN 15-50)



d-d [mm]	DN-DN [mm]	Inch	Block no.	Code	kg
20 - 32	15 - 20	1/2 - 1	1	167 480 422	0.005
16 - 20	10 - 15	3/8-1/2	2	167 480 423	0.003
-	-	-	3	167 480 424	0.012
40 - 63	32 - 50	1 1/4 - 2 1/2	4	167 480 425	0.017
-	-	-	5	167 480 426	0.015

d-d [mm]	D [mm]	H [mm]	H1 [mm]	L [mm]	L1 [mm]	L2 [mm]	L3 [mm]
20 - 32	8	11	5	47	42	25	17
16 - 20	8	7	4	47	42	25	17
-	8	17	14	47	42	25	17
40 - 63	10	18	7	81	67	45	22
-	10	13	7	81	67	45	22

Equalizing the Assembly Height over all Sizes



Quantity required x block number

... to DN	d 20 DN 15	d 25 DN 20	d 32 DN 25	d 40 DN 32	d 50 DN 40	d 63 DN 50	d 75 DN 65
from DN ...							
15		1 x 2	2 x 2	1 x 1 + 2 x 2	1 x 1 + 1 x 3	1 x 1 + 2 x 2 + 1 x 3	1 x 1 + 2 x 3
20			1 x 2	1 x 1 + 1 x 2	1 x 1 + 3 x 2	1 x 1 + 1 x 2 + 1 x 3	1 x 1 + 3 x 2 + 1 x 3
25				1 x 1	1 x 1 + 2 x 2	1 x 1 + 1 x 3	1 x 1 + 2 x 2 + 1 x 3
32					1 x 4	1 x 4 + 1 x 5	1 x 4 + 2 x 5
40						1 x 4	1 x 4 + 1 x 5
50							1 x 4

Equalizing the Union Height for Type 314

DN mm	Quantity required x block number	C mm	H mm
15			22.5
20	1 x 1 + 2 x 2	11.5	29
25			32.5
32			39
40	1 x 4 + 1 x 5	13.5	46
50			52.5



Handwheel with built-in locking mechanism For diaphragm valve type 314 / 315 / 317 / 319

d-d [mm]	DN-DN [mm]	d-d [inch]	Code	kg
20 - 25	15 - 20	1/2 - 3/4	167 481 943	0.032
32 -	25 -	1 -	167 481 944	0.043
40 - 50	32 - 40	1 1/4 - 1 1/2	167 481 945	0.071
63 - 75	50 - 65	2 - 2 1/2	167 481 946	0.217

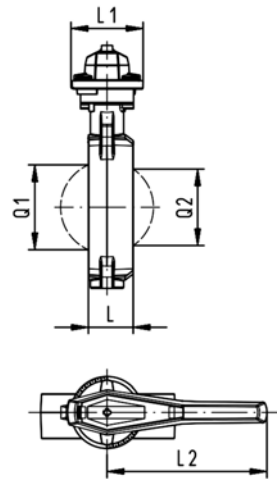
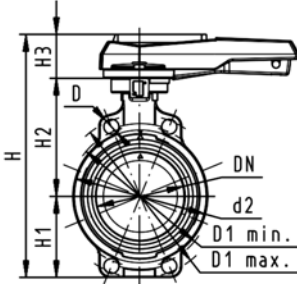
Butterfly valves

PROGEF Standard Butterfly valve type 567 Hand lever with ratchet settings



Model:

- Material: PP-H
- Connecting dimension: ISO 7005 PN 10, EN 1092 PN 10, DIN 2501 PN 10, ANSI/ASME B 16.5 Class 150, BS 1560: 1989, BS 4504, JIS B 2220
- Overall length according to EN 558, ISO 5752
- We recommend for the dimensions DN250 and DN300 only 6 bar maximum system pressure for the hand lever version



d [mm]	DN [mm]	Inch	PN	kv-value ($\Delta p=1$ bar) [l/min]	EPDM Code	FPM Code	kg
63	50	2	10	1470	167 567 002	167 567 022	0.969
75	65	2 ½	10	2200	167 567 003	167 567 023	1.061
90	80	3	10	3000	167 567 004	167 567 024	1.191
110	100	4	10	6500	167 567 005	167 567 025	1.751
140	125	5	10	11500	167 567 006	167 567 026	2.199
160	150	6	10	16600	167 567 007	167 567 027	2.989
225	200	8	10	39600	167 567 008	167 567 028	4.706
280	250	10	8	55200	167 567 009	167 567 029	11.841
315	300	12	8	80000	167 567 010	167 567 030	14.816

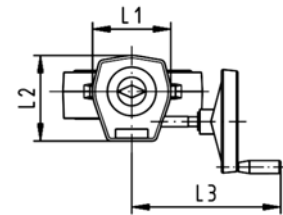
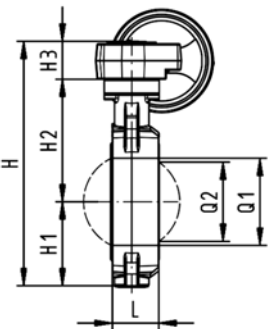
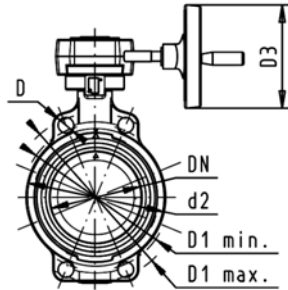
d [mm]	D [mm]	D1 min. [mm]	D1 max. [mm]	d2 [mm]	H [mm]	H1 [mm]	H2 [mm]	H3 [mm]	L [mm]	L1 [mm]	L2 [mm]	Q1 [mm]	Q2 [mm]
63	19	120.0	125.0	104	264	77	134	54	45	106	205	40	
75	19	139.7	145.0	115	277	83	140	54	46	106	205	54	35
90	19	150.0	160.0	131	289	89	146	54	49	106	205	67	50
110	19	175.0	190.5	161	325	104	167	55	56	106	255	88	74
140	23	210.0	215.9	187	352	117	181	55	64	106	255	113	97
160	24	241.3	241.3	215	373	130	189	55	72	106	255	139	123
225	23	290.0	295.0	267	435	158	210	67	73	140	408	178	169
280	25	353.0	362.0	329	554	205	264	85	113	149	408	210	207
315	25	400.0	432.0	379	598	228	285	85	113	149	408	256	253



PROGEF Standard Butterfly valve type 567 Reduction gear with handwheel

Model:

- Material: PP-H
- Connecting dimension: ISO 7005 PN 10, EN 1092 PN 10, DIN 2501 PN 10, ANSI/ASME B 16.5 Class 150, BS 1560: 1989, BS 4504, JIS B 2220
- Overall length according to EN 558, ISO 5752



d [mm]	DN [mm]	Inch	PN	kv-value ($\Delta p=1$ bar) [l/min]	EPDM Code	FPM Code	kg
63	50	2	10	1470	167 567 042	167 567 062	3.007
75	65	2 ½	10	2200	167 567 043	167 567 063	3.099
90	80	3	10	3000	167 567 044	167 567 064	3.229
110	100	4	10	6500	167 567 045	167 567 065	3.741
140	125	5	10	11500	167 567 046	167 567 066	4.189
160	150	6	10	16600	167 567 047	167 567 067	4.979
225	200	8	10	39600	167 567 048	167 567 068	6.159
280	250	10	8	55200	167 567 049	167 567 069	13.091
315	300	12	8	80000	167 567 050	167 567 070	16.066

d [mm]	D [mm]	D1 min. [mm]	D1 max. [mm]	d2 [mm]	D3 [mm]	H [mm]	H1 [mm]	H2 [mm]	H3 [mm]	L [mm]	L1 [mm]	L2 [mm]	L3 [mm]	Q1 [mm]
63	19	120.0	125.0	104	160	278	77	134	60	45	120	132	236	40
75	19	139.7	145.0	115	160	291	83	140	60	46	120	132	236	54
90	19	150.0	160.0	131	160	303	89	146	60	49	120	132	236	67
110	19	175.0	190.5	160	160	339	104	167	60	56	120	132	236	88
140	23	210.0	215.9	187	160	365	117	181	60	64	120	132	236	113
160	24	241.3	241.3	215	160	387	130	189	60	72	120	132	236	139
225	23	290.0	295.0	267	160	436	158	210	60	73	120	132	236	178
280	25	353.0	362.0	329	160	529	205	264	60	113	134	151	261	210
315	25	400.0	432.0	379	160	573	228	285	60	113	134	151	261	256

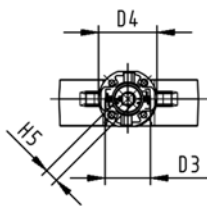
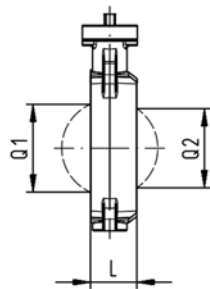
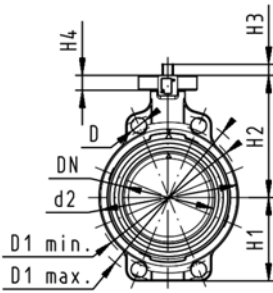
d [mm]	Q2 [mm]
63	
75	35
90	50
110	74
140	97
160	123
225	169
280	207
315	253



Butterfly valve type 567 PP-H Bare shaft

Model:

- Material: PP-H
- Connecting dimension: ISO 7005 PN 10, EN 1092 PN 10, DIN 2501 PN 10, ANSI/ASME B 16.5 Class 150, BS 1560: 1989, BS 4504, JIS B 2220
- Overall length according to EN 558, ISO 5752
- Interface F07 for the dimensions DN50-200 according to DIN/ISO 5211
- Interface F10 for the dimensions DN250-300 according to DIN/ISO 5211



d [mm]	DN [mm]	Inch	PN	kv-value ($\Delta p=1$ bar) [l/min]	EPDM Code	FPM Code	kg
63	50	2	10	1470	167 567 802	167 567 822	0.747
75	65	2 ½	10	2200	167 567 803	167 567 823	0.839
90	80	3	10	3000	167 567 804	167 567 824	0.969
110	100	4	10	6500	167 567 805	167 567 825	1.481
140	125	5	10	11500	167 567 806	167 567 826	1.929
160	150	6	10	16600	167 567 807	167 567 827	2.719
225	200	8	10	39600	167 567 808	167 567 828	3.899
280	250	10	8	55200	167 567 809	167 567 829	10.251
315	300	12	8	80000	167 567 810	167 567 830	13.226

d [mm]	D [mm]	D1 min. [mm]	D1 max. [mm]	d2 [mm]	D3 [mm]	D4 [mm]	H [mm]	H1 [mm]	H2 [mm]	H3 [mm]	H4 [mm]	H5 [mm]	L [mm]	Q1 [mm]
63	19	120.0	125.0	104	70	90	222	77	134	27	23	11	45	40
75	19	139.7	145.0	115	70	90	235	83	140	27	23	11	46	54
90	19	150.0	160.0	131	70	90	247	89	146	27	23	11	49	67
110	19	175.0	190.5	161	70	90	287	104	167	16	23	14	56	88
140	23	210.0	215.9	187	70	90	313	117	181	16	23	14	64	113
160	24	241.3	241.3	215	70	90	335	130	189	19	23	17	72	139
225	23	290.0	295.0	267	70	90	387	158	210	19	23	17	73	178
280	25	353.0	362.0	329	102	125	509	205	264	40	23	22	113	210
315	25	400.0	432.0	379	102	125	553	228	285	40	23	22	113	256

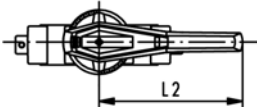
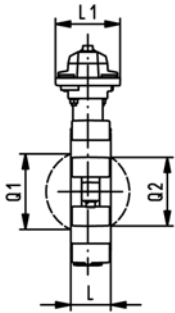
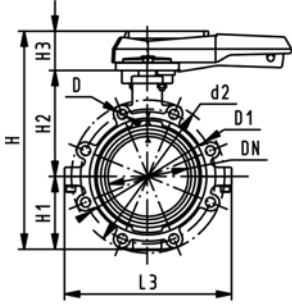
d [mm]	Q2 [mm]
63	
75	35
90	50
110	74
140	97
160	123
225	169
280	207
315	253



PROGEF Standard Lugstyle butterfly valve type 568 Hand lever with ratchet settings

Model:

- Material: PP-H
- Outer body in GGG-40.3 epoxy-coated
- Connecting dimension: ISO 7005 PN10, EN 1092 PN10, DIN 2501 PN10
- Overall length according to EN 558, ISO 5752



d [mm]	DN [mm]	Inch	PN	kv-value ($\Delta p=1$ bar) [l/min]	EPDM Code	FPM Code	kg
63	50	2	10	1470	167 568 002	167 568 022	3.055
75	65	2 ½	10	2200	167 568 003	167 568 023	3.397
90	80	3	10	3000	167 568 004	167 568 024	4.402
110	100	4	10	6500	167 568 005	167 568 025	5.835
140	125	5	10	11500	167 568 006	167 568 026	7.665
160	150	6	10	16600	167 568 007	167 568 027	9.449
225	200	8	10	39600	167 568 008	167 568 028	14.654

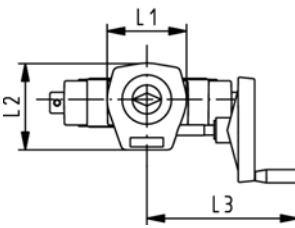
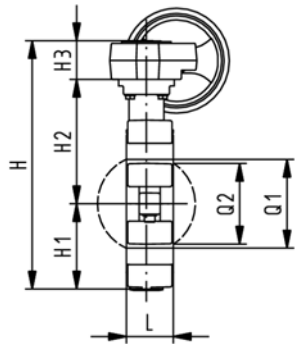
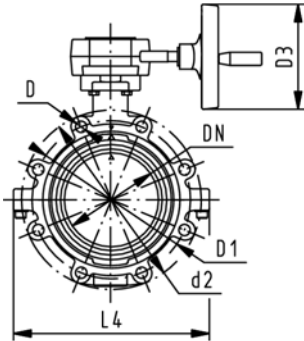
d [mm]	d2 [mm]	D	D1 [mm]	H [mm]	H1 [mm]	H2 [mm]	H3 [mm]	L [mm]	L1 [mm]	L2 [mm]	L3 [mm]	Q1 [mm]	Q2 [mm]
63	150	M16	125	265	77	134	54	45	106	205	150	40	
75	170	M16	145	277	83	140	54	46	106	205	160	54	35
90	184	M16	160	289	89	146	54	49	106	205	205	67	50
110	216	M16	180	326	104	167	55	56	106	255	244	88	74
140	246	M16	210	353	117	181	55	64	106	255	272	113	97
160	273	M20	240	374	130	189	55	72	106	255	297	139	123
225	334	M20	295	435	158	210	67	73	140	408	360	178	169



PROGEF Standard Lugstyle butterfly valve type 568 Reduction gear with handwheel

Model:

- Material: PP-H
- Outer body in GGG-40.3 epoxy-coated
- Connecting dimension: ISO 7005 PN10, EN 1092 PN10, DIN 2501 PN10
- Overall length according to EN 558, ISO 5752



d [mm]	DN [mm]	Inch	PN	kv-value ($\Delta p=1$ bar) [l/min]	EPDM Code	FPM Code	kg
63	50	2	10	1470	167 568 042	167 568 062	5.093
75	65	2 ½	10	2200	167 568 043	167 568 063	5.435
90	80	3	10	3000	167 568 044	167 568 064	6.440
110	100	4	10	6500	167 568 045	167 568 065	7.825
140	125	5	10	11500	167 568 046	167 568 066	9.655
160	150	6	10	16600	167 568 047	167 568 067	11.439
225	200	8	10	39600	167 568 048	167 568 068	16.107

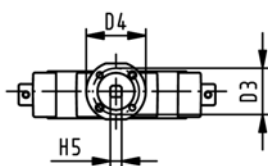
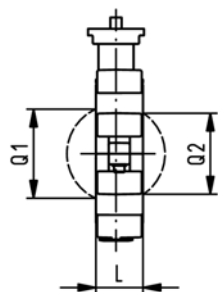
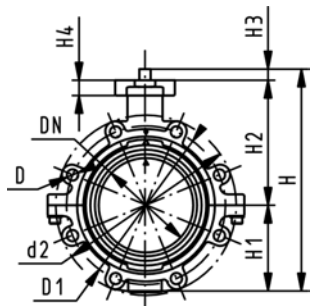
d [mm]	d2 [mm]	D	D1 [mm]	D3 [mm]	H [mm]	H1 [mm]	H2 [mm]	H3 [mm]	L [mm]	L1 [mm]	L2 [mm]	L3 [mm]	L4 [mm]	Q1 [mm]	Q2 [mm]
63	150	M16	125	160	279	77	134	60	45	120	132	236	150	40	
75	170	M16	145	160	291	83	140	60	46	120	132	236	160	54	35
90	184	M16	160	160	303	89	146	60	49	120	132	236	205	67	50
110	216	M16	180	160	339	104	167	60	56	120	132	236	244	88	74
140	246	M16	210	160	366	117	181	60	64	120	132	236	272	113	97
160	273	M20	240	160	387	130	189	60	72	120	132	236	297	139	123
225	334	M20	295	160	436	158	210	60	73	120	132	236	360	178	169



PROGEF Standard Lugstyle butterfly valve type 568 Bare shaft

Model:

- Material: PP-H
- Outer body in GGG-40.3 epoxy-coated
- Connecting dimension: ISO 7005 PN10, EN 1092 PN10, DIN 2501 PN10
- Overall length according to EN 558, ISO 5752
- Interface F07 according to DIN/ISO 5211



d [mm]	DN [mm]	Inch	PN	kv-value ($\Delta p=1$ bar) [l/min]	EPDM Code	FPM Code	kg
63	50	2	10	1470	167 568 802	167 568 822	2.833
75	65	2 ½	10	2200	167 568 803	167 568 823	3.175
90	80	3	10	3000	167 568 804	167 568 824	4.180
110	100	4	10	6500	167 568 805	167 568 825	5.565
140	125	5	10	11500	167 568 806	167 568 826	7.395
160	150	6	10	16600	167 568 807	167 568 827	9.179
225	200	8	10	39600	167 568 808	167 568 828	13.847

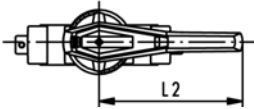
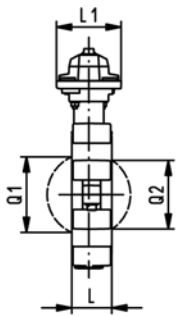
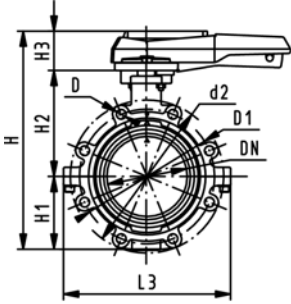
d [mm]	d2 [mm]	D	D1 [mm]	D3 [mm]	D4 [mm]	H [mm]	H1 [mm]	H2 [mm]	H3 [mm]	H4 [mm]	L [mm]	Q1 [mm]	Q2 [mm]
63	150	M16	125	70	90	222	77	134	27	23	45	40	
75	170	M16	145	70	90	235	83	140	27	23	46	54	35
90	184	M16	160	70	90	247	89	146	27	23	49	67	50
110	216	M16	180	70	90	287	104	167	16	23	56	88	74
140	246	M16	210	70	90	313	117	181	16	23	64	113	97
160	273	M20	240	70	90	335	130	189	19	23	72	139	123
225	334	M20	295	70	90	387	158	210	19	23	73	178	169



PROGEF Standard Lugstyle butterfly valve type 568 Hand lever with ratchet settings

Model:

- Material: PP-H
- Outer body in GGG-40.3 epoxy-coated
- Connecting dimension ANSI/ASME B 16.5 Class 150
- Overall length according to EN 558, ISO 5752



Inch	DN [mm]	PN	kv-value ($\Delta p=1$ bar) [l/min]	EPDM Code	FPM Code	kg	
2	50	10	1470	167 568 102	167 568 122	3.055	
2 ½	65	10	2200	167 568 103	167 568 123	3.397	
3	80	10	3000	167 568 104	167 568 124	3.773	
4	100	10	6500	167 568 105	167 568 125	5.835	
5	125	10	11500	167 568 106	167 568 126	7.665	
6	150	10	16600	167 568 107	167 568 127	9.449	
8	200	10	39600	167 568 108	167 568 128	14.654	

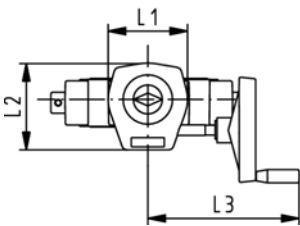
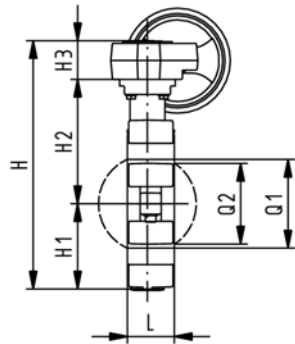
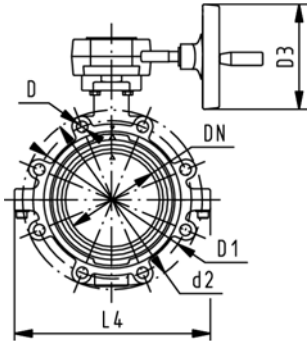
Inch	d2 [mm]	D	D1 [mm]	H [mm]	H1 [mm]	H2 [mm]	H3 [mm]	L [mm]	L1 [mm]	L2 [mm]	L3 [mm]	Q1 [mm]	Q2 [mm]	
2	150	UNC 5/8	121	265	77	134	54	45	106	205	150	40		
2 ½	170	UNC 5/8	138	277	83	140	54	46	106	205	160	54	35	
3	177	UNC 5/8	152	289	89	146	54	49	106	205	175	67	50	
4	216	UNC 5/8	191	326	104	167	55	56	106	255	244	88	74	
5	246	UNC 3/4	216	353	117	181	55	64	106	255	272	113	97	
6	273	UNC 3/4	241	374	130	189	55	72	106	255	297	139	123	
8	334	UNC 3/4	298	435	158	210	67	73	140	408	360	178	169	



PROGEF Standard Lugstyle butterfly valve type 568 Reduction gear with handwheel

Model:

- Material: PP-H
- Outer body in GGG-40.3 epoxy-coated
- Connecting dimension ANSI/ASME B 16.5 Class 150
- Overall length according to EN 558, ISO 5752



Inch	DN [mm]	PN	kv-value ($\Delta p=1$ bar) [l/min]	EPDM Code	FPM Code	kg
2	50	10	1470	167 568 142	167 568 162	5.093
2 ½	65	10	2200	167 568 143	167 568 163	5.435
3	80	10	3000	167 568 144	167 568 164	5.811
4	100	10	6500	167 568 145	167 568 165	7.825
5	125	10	11500	167 568 146	167 568 166	9.655
6	150	10	16600	167 568 147	167 568 167	11.439
8	200	10	39600	167 568 148	167 568 168	16.107

Inch	d2 [mm]	D	D1 [mm]	D3 [mm]	H [mm]	H1 [mm]	H2 [mm]	H3 [mm]	L [mm]	L1 [mm]	L2 [mm]	L3 [mm]	L4 [mm]	Q1 [mm]
2	150	UNC 5/8	121	160	279	77	134	60	45	120	132	236	150	40
2 ½	170	UNC 5/8	138	160	291	83	140	60	46	120	132	236	160	54
3	177	UNC 5/8	152	160	303	89	146	60	49	120	132	236	175	67
4	216	UNC 5/8	191	160	339	104	167	60	56	120	132	236	244	88
5	246	UNC 3/4	216	160	366	117	181	60	64	120	132	236	272	113
6	273	UNC 3/4	241	160	387	130	189	60	72	120	132	236	297	139
8	334	UNC 3/4	298	160	436	158	210	60	73	120	132	236	360	178

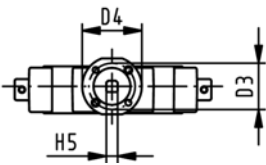
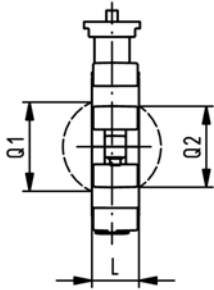
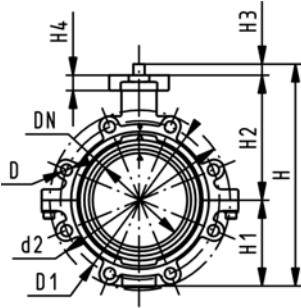
Inch	Q2 [mm]
2	
2 ½	35
3	50
4	74
5	97
6	123
8	169



PROGEF Standard Lugstyle butterfly valve type 568 Bare shaft

Model:

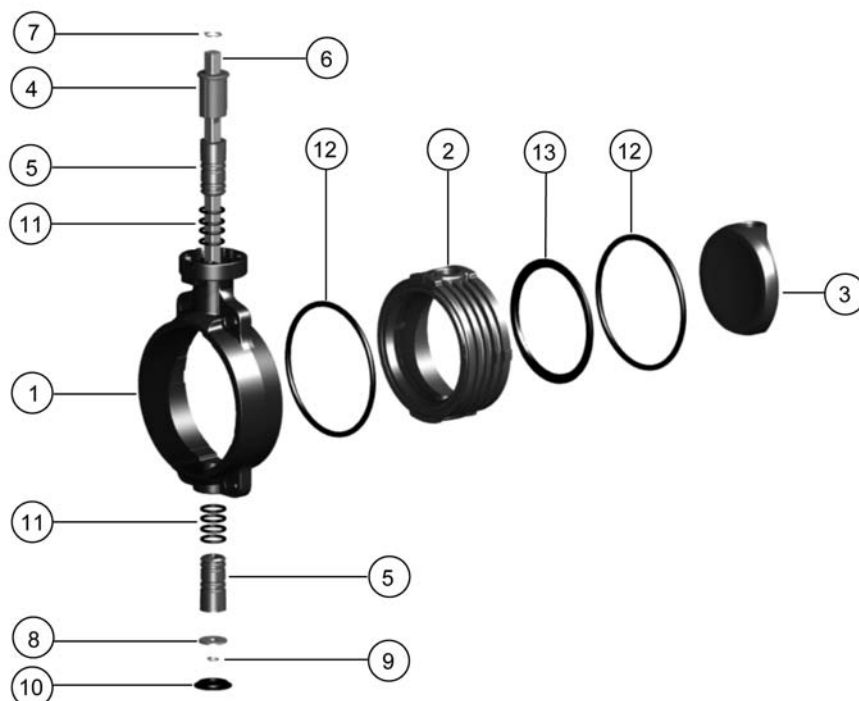
- Material: PP-H
- Outer body in GGG-40.3 epoxy-coated
- Connecting dimension ANSI/ASME B 16.5 Class 150
- Overall length according to EN 558, ISO 5752
- Interface F07 according to DIN/ISO 5211



Inch	DN [mm]	PN	kv-value ($\Delta p=1$ bar) [l/min]	EPDM Code	FPM Code	kg
2	50	10	1470	167 568 902	167 568 922	2.833
2 ½	65	10	2200	167 568 903	167 568 923	3.175
3	80	10	3000	167 568 904	167 568 924	3.551
4	100	10	6500	167 568 905	167 568 925	5.565
5	125	10	11500	167 568 906	167 568 926	7.395
6	150	10	16600	167 568 907	167 568 927	9.179
8	200	10	39600	167 568 908	167 568 928	13.847

Inch	d2 [mm]	D	D1 [mm]	D3 [mm]	D4 [mm]	H [mm]	H1 [mm]	H2 [mm]	H3 [mm]	H4 [mm]	L [mm]	Q1 [mm]	Q2 [mm]
2	150	UNC 5/8	121	70	90	222	77	134	27	23	45	40	
2 ½	170	UNC 5/8	138	70	90	235	83	140	27	23	46	54	35
3	177	UNC 5/8	152	70	90	247	89	146	27	23	49	67	50
4	216	UNC 5/8	191	70	90	287	104	167	16	23	56	88	74
5	246	UNC 3/4	216	70	90	313	117	181	16	23	64	113	97
6	273	UNC 3/4	241	70	90	335	130	189	19	23	72	139	123
8	334	UNC 3/4	298	70	90	387	158	210	19	23	73	178	169

Spare parts for butterfly valve type 567 PP-H Hand lever with index plate



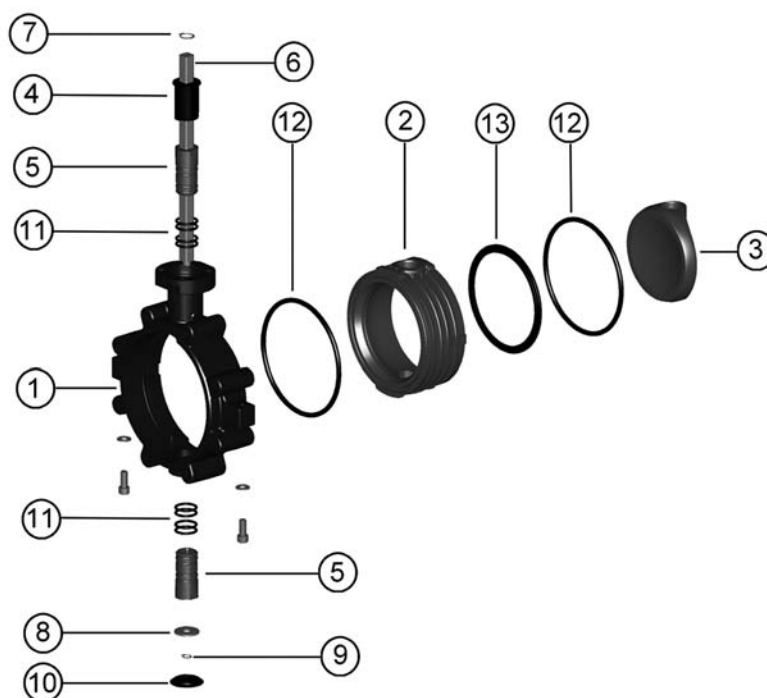
No.	Article / Material	Pieces	d63 DN50	d75 DN65	d90 DN80	d110 DN100	d140 DN125	d160 DN150	d225 DN200
3	Disc PP-H	1	167 483 226	167 483 227	167 483 228	167 483 229	167 483 230	167 483 231	167 483 232
5	Bearing bush	2	167 484 259	167 484 259	167 484 259	167 484 260	167 484 260	167 484 261	167 484 261
11	O-ring EPDM								
5	Bearing bush	2	167 484 265	167 484 265	167 484 265	167 484 266	167 484 266	167 484 267	167 484 267
11	O-ring FPM								
2	Inner body	1	167 484 271	167 484 272	167 484 273	167 484 274	167 484 275	167 484 276	167 484 277
13	Profile seal EPDM								
2	Inner body	1	167 484 286	167 484 287	167 484 288	167 484 289	167 484 290	167 484 291	167 484 292
13	Profile seal FPM		1						
12	Flange gasket EPDM	2	161 486 959	161 486 960	161 486 961	161 486 962	161 486 963	161 486 964	161 486 965
12	Flange gasket FPM	2	161 486 979	161 486 980	161 486 981	161 486 982	161 486 983	161 486 984	161 486 985
4	End stop PP Glasfiber Reinforced	1	167 483 251	167 483 251	167 483 251	167 483 252	167 483 252	167 483 253	167 483 253
6	Shaft set	1	161 486 899	161 486 900	161 486 901	161 486 902	161 486 903	161 486 904	161 486 905
7+9	Shaft Chrom Steel 1.4301 AISI 304								
8	Retention ring	2							
8	Washer	1							
	Lever with index plate	1	161 486 690	161 486 690	161 486 690	161 486 691	161 486 691	161 486 694	161 486 695

No.	Article / Material	Pieces
-----	--------------------	--------

d280 DN250	d315 DN300
------------	------------

No.	Article / Material	Pieces	d280 DN250	d315 DN300
3	Disc PP-H	1	167 483 233	167 483 234
5	Bearing bush	2	167 484 262	167 484 262
11	Bush PP-H			
	O-ring EPDM			
5	Bearing bush	2	167 484 268	167 484 268
11	Bush PP-H			
	O-ring FPM			
2	Inner body	1	167 484 278	167 484 279
13	Body PP-H			
	Profile seal EPDM	1		
2	Inner body	1	167 484 293	167 484 294
13	Body PP-H			
	Profile seal FPM	1		
12	Flange gasket EPDM	2	161 486 966	161 486 967
12	Flange gasket FPM	2	161 486 986	161 486 987
4	End stop PP Glasfiber Reinforced	1	167 483 254	167 483 254
6	Shaft set	1	161 486 906	161 486 907
7+9	Shaft Chrom Steel 1.4301 AISI 304			
8	Retention ring	2		
	Washer	1		
	Lever with index plate	1	161 486 697	161 486 697

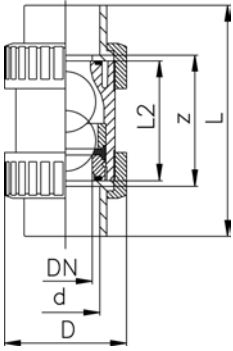
Spare parts for butterfly valve type 568 PP-H Hand lever with index plate



No.	Article / Material	Pieces	d63 DN50	d75 DN65	d90 DN80	d110 DN100	d140 DN125	d160 DN150	d225 DN200
3	Disc PP-H	1	167 483 226	167 483 227	167 483 228	167 483 229	167 483 230	167 483 231	167 483 232
5	Bearing bush	2	167 484 259	167 484 259	167 484 259	167 484 260	167 484 260	167 484 261	167 484 261
11	O-ring EPDM								
5	Bearing bush	2	167 484 265	167 484 265	167 484 265	167 484 266	167 484 266	167 484 267	167 484 267
11	O-ring FPM								
2	Inner body	1	167 484 271	167 484 272	167 484 273	167 484 274	167 484 275	167 484 276	167 484 277
13	Profile seal EPDM								
2	Inner body	1	167 484 286	167 484 287	167 484 288	167 484 289	167 484 290	167 484 291	167 484 292
13	Profile seal FPM		1						
12	Flange gasket EPDM	2	161 486 959	161 486 960	161 486 961	161 486 962	161 486 963	161 486 964	161 486 965
12	Flange gasket FPM	2	161 486 979	161 486 980	161 486 981	161 486 982	161 486 983	161 486 984	161 486 985
4	End stop PP Glasfiber Reinforced	1	167 486 251	167 486 251	167 486 251	167 483 252	167 483 252	167 483 253	167 483 253
	Lever with index plate	1	161 486 690	161 486 690	161 486 690	161 486 691	161 486 691	161 486 694	161 486 695
6	Shaft set	1	161 486 899	161 486 900	161 486 901	161 486 902	161 486 903	161 486 904	161 486 905
7+9	Retention ring		2						
8	Washer	1							

Ball Check Valves 360

PROGEF Standard Ball check valve type 360 With fusion sockets metric

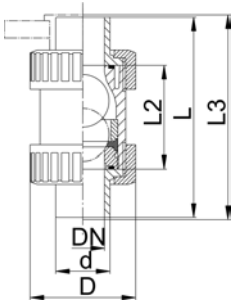


Model:

- Material: PP-H
- For easy installation and removal
- The ball seals at a minimum water column of 2 m
- Vibration free even at high flow velocity

d [mm]	DN [mm]	PN	kv-value ($\Delta p=1$ bar) [l/min]	EPDM Code	FPM Code	kg	D [mm]	L [mm]	L2 [mm]	z [mm]
16	10	10	170	167 360 401	167 360 411	0.079	46	98	62	72
20	15	10	150	167 360 402	167 360 412	0.079	46	101	62	73
25	20	10	330	167 360 403	167 360 413	0.134	56	119	74	87
32	25	10	390	167 360 404	167 360 414	0.203	67	130	78	94
40	32	10	710	167 360 405	167 360 415	0.380	82	149	88	109
50	40	10	900	167 360 406	167 360 416	0.612	98	162	94	118
63	50	10	1390	167 360 407	167 360 417	1.116	120	195	113	143

PROGEF Standard Ball check valve type 360 With socket fusion spigots metric



Model:

- Material: PP-H
- For easy installation and removal
- The ball seals at a minimum water column of 2 m
- Vibration free even at high flow velocity

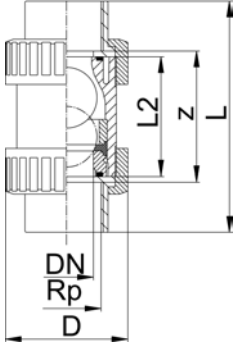
d [mm]	DN [mm]	PN	kv-value ($\Delta p=1$ bar) [l/min]	EPDM Code	FPM Code	kg	D [mm]	L [mm]	L2 [mm]
16	10	10	170	167 360 441	167 360 451	0.080	46	109	62
20	15	10	150	167 360 442	167 360 452	0.080	46	119	62
25	20	10	330	167 360 443	167 360 453	0.136	56	140	74
32	25	10	390	167 360 444	167 360 454	0.208	67	150	78
40	32	10	710	167 360 445	167 360 455	0.386	82	171	88
50	40	10	900	167 360 446	167 360 456	0.631	97	191	94
63	50	10	1390	167 360 447	167 360 457	1.149	119	220	113



PROGEF Standard Ball check valve type 360 With threaded sockets Rp

Model:

- Material: PP-H
- For easy installation and removal
- The ball seals at a minimum water column of 2 m
- Vibration free even at high flow velocity



- Parallel female thread Rp

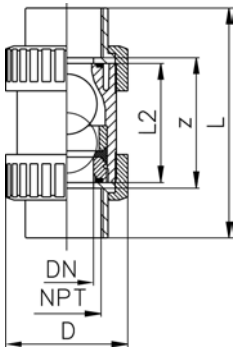
Rp [inch]	DN [mm]	PN	kv-value ($\Delta p=1$ bar) [l/min]	EPDM Code	FPM Code	kg	z [mm]	D [mm]	L [mm]	L2 [mm]
3/8	10	10	170	167 360 421	167 360 431	0.078	66	46	98	62
1/2	15	10	150	167 360 422	167 360 432	0.078	66	46	101	62
3/4	20	10	330	167 360 423	167 360 433	0.131	78	56	119	74
1	25	10	390	167 360 424	167 360 434	0.199	82	67	130	78
1 1/4	32	10	710	167 360 425	167 360 435	0.372	95	82	149	88
1 1/2	40	10	900	167 360 426	167 360 436	0.618	108	98	162	94
2	50	10	1390	167 360 427	167 360 437	1.129	134	120	195	113



PROGEF Standard Ball check valve type 360 With threaded sockets NPT

Model:

- Material: PP-H
- For easy installation and removal
- The ball seals at a minimum water column of 2 m
- Vibration free even at high flow velocity
- With tapered female thread NPT*



* Not available from stock

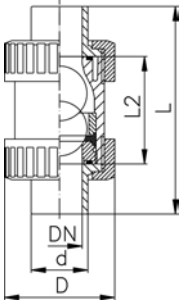
NPT [inch]	DN [mm]	PN	kv-value ($\Delta p=1$ bar) [l/min]	EPDM Code	FPM Code	kg	z [mm]	D [mm]	L [mm]	L2 [mm]
3/8	10	10	170	167 360 581	167 360 591	0.078	75	46	111	62
1/2	15	10	150	167 360 582	167 360 592	0.078	68	46	111	62
3/4	20	10	330	167 360 583	167 360 593	0.131	89	56	130	74
1	25	10	330	167 360 584	167 360 594	0.199	88	67	140	78
1 1/4	32	10	710	167 360 585	167 360 595	0.372	111	82	165	88
1 1/2	40	10	900	167 360 586	167 360 596	0.618	109	98	169	94
2	50	10	1390	167 360 587	167 360 597	1.129	136	120	199	113



Ball check valve type 360 PP-H With butt fusion spigots SDR11

Model:

- Material: PP-H
- For easy installation and removal
- The ball seals at a minimum water column of 2 m
- Vibration free even at high flow velocity



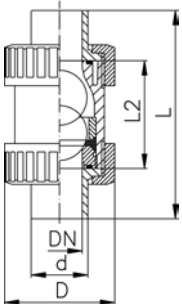
d [mm]	DN [mm]	PN	kv-value ($\Delta p=1$ bar) [l/min]	EPDM Code	FPM Code	kg	D [mm]	L [mm]	L2 [mm]
20	15	10	150	167 360 482	167 360 492	0.080	46	130	62
25	20	10	330	167 360 483	167 360 493	0.136	56	144	74
32	25	10	390	167 360 484	167 360 494	0.208	67	150	78
40	32	10	710	167 360 485	167 360 495	0.386	82	171	88
50	40	10	900	167 360 486	167 360 496	0.631	97	191	94
63	50	10	1390	167 360 487	167 360 497	1.149	119	220	113



PROGEF Standard Ball check valve type 360 With butt fusion spigots SDR17

Model:

- Material: PP-H
- For easy installation and removal
- The ball seals at a minimum water column of 2 m
- Vibration free even at high flow velocity



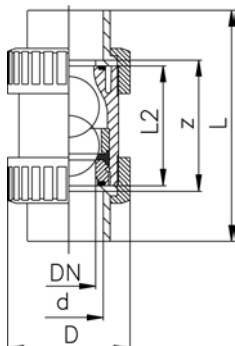
d [mm]	DN [mm]	PN	kv-value ($\Delta p=1$ bar) [l/min]	EPDM Code	FPM Code	kg	D [mm]	L [mm]	L2 [mm]
25	20	6	330	167 360 463	167 360 473	0.136	56	144	74
32	25	6	390	167 360 464	167 360 474	0.208	67	150	78
40	32	6	710	167 360 465	167 360 475	0.386	82	171	88
50	40	6	900	167 360 466	167 360 476	0.631	97	191	94
63	50	6	1390	167 360 467	167 360 477	1.149	119	220	113



Ball check valve type 360 PP-H With fusion sockets PE80 metric

Model:

- Material: PP-H
- For easy installation and removal
- The ball seals at a minimum water column of 2 m
- Vibration free even at high flow velocity



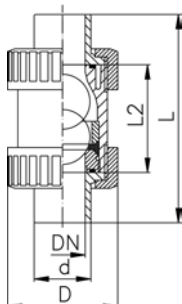
d [mm]	DN [mm]	PN	kv-value ($\Delta p=1$ bar) [l/min]	EPDM Code	FPM Code	kg	D [mm]	L [mm]	L2 [mm]	z [mm]
16	10	10	170	167 360 721	167 360 731	0.079	46	98	62	72
20	15	10	150	167 360 722	167 360 732	0.079	46	101	62	73
25	20	10	330	167 360 723	167 360 733	0.134	56	119	74	87
32	25	10	390	167 360 724	167 360 734	0.203	67	130	78	94
40	32	10	710	167 360 725	167 360 735	0.380	82	149	88	109
50	40	10	900	167 360 726	167 360 736	0.612	98	162	94	118
63	50	10	1390	167 360 727	167 360 737	1.116	120	195	113	143



Ball check valve type 360 PP-H With spigots for electro fusion PE100 SDR11

Model:

- Material: PP-H
- For easy installation and removal
- The ball seals at a minimum water column of 2 m
- Vibration free even at high flow velocity



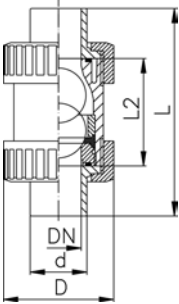
d [mm]	DN [mm]	PN	kv-value ($\Delta p=1$ bar) [l/min]	EPDM Code	FPM Code	kg	D [mm]	L [mm]	L2 [mm]
20	15	10	150	167 360 682	167 360 692	0.080	46	196	62
25	20	10	330	167 360 683	167 360 693	0.136	56	216	74
32	25	10	390	167 360 684	167 360 694	0.208	67	224	78
40	32	10	710	167 360 685	167 360 695	0.386	82	250	88
50	40	10	900	167 360 686	167 360 696	0.631	97	268	94
63	50	10	1390	167 360 687	167 360 697	1.149	119	299	113



Ball check valve type 360 PP-H With butt fusion spigots PE100 SDR17

Model:

- Material: PP-H
- For easy installation and removal
- The ball seals at a minimum water column of 2 m
- Vibration free even at high flow velocity



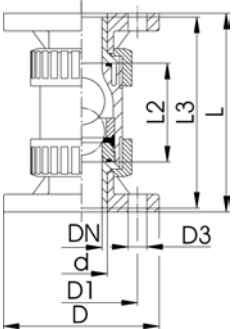
d [mm]	DN [mm]	PN	kv-value ($\Delta p=1$ bar) [l/min]	EPDM Code	FPM Code	kg	D [mm]	L [mm]	L2 [mm]
40	32	6	710	167 360 665	167 360 675	0.386	82	171	88
50	40	6	900	167 360 666	167 360 676	0.631	97	191	94
63	50	6	1390	167 360 667	167 360 677	1.149	119	220	113



PROGEF Standard Ball check valve type 360 With fixed flanges serrated metric

Model:

- Material: PP-H
- For easy installation and removal
- The ball seals at a minimum water column of 2 m
- Vibration free even at high flow velocity
- Overall length EN 558
- Connecting dimensions: ISO 7005 / EN 1092 / DIN 2501 PN10 / BS4504



d [mm]	DN [mm]	Inch	PN	kv-value ($\Delta p=1$ bar) [l/min]	EPDM Code	FPM Code	kg
20	15	½	10	150	167 360 502	167 360 512	0.206
25	20	¾	10	330	167 360 503	167 360 513	0.299
32	25	1	10	390	167 360 504	167 360 514	0.437
40	32	1 ¼	10	710	167 360 505	167 360 515	0.731
50	40	1 ½	10	900	167 360 506	167 360 516	1.044
63	50	2	10	1390	167 360 507	167 360 517	1.711

d [mm]	D [mm]	D1 [mm]	D3 [mm]	L [mm]	L2 [mm]	L3 [mm]
20	95	65	14	130	62	119
25	105	75	14	150	74	140
32	115	85	14	160	78	150
40	140	100	18	180	88	171
50	150	110	18	200	94	191
63	165	125	18	230	113	220

Component Parts for Flange Assembly Ball Check Valves Type 360

27 79 02

PROGEF Standard, Flange Adaptor Jointing face flat/serrated

d [mm]	PN	Code	kg
20	10	727 790 206	0.011
25	10	727 790 207	0.022
32	10	727 790 208	0.033
40	10	727 790 209	0.046
50	10	727 790 210	0.062
63	10	727 790 211	0.090
75	10	727 790 212	0.163
90	10	727 790 213	0.233
110	10	727 790 214	0.319

PROGEF Standard, Special Flange Adaptors, PP-H S5/SDR11

Jointing Face, combination serrated / flat metric

d [mm]	DN [mm]	FM	Code	kg
75	65	IR	727 798 512	0.243
90	80	IR	727 798 513	0.326
90	80	IR	727 798 663	0.346
110	100	IR	727 798 514	0.441
125	100	IR	727 798 515	0.520
140	125	IR	727 798 516	0.800
160	150	IR	727 798 517	0.920
180	150	IR	727 798 568	0.900
200	200	IR	727 798 519	1.670
225	200	IR	727 798 520	1.700
250	250	--	727 798 571	2.790
280	250	--	727 798 572	2.610
315	300	--	727 798 573	3.410
355	350	--	727 798 574	5.600
400	400	--	727 798 575	8.300

EPDM 48 44 07
FPM 49 44 07

**Profile Flange Gaskets metric
EPDM / FPM**



d [mm]	DN [mm]	PN	EPDM Code	FPM Code	kg
16	10	16	748 440 705	749 440 705	0.007
20	15	16	748 440 706	749 440 706	0.008
25	20	16	748 440 707	749 440 707	0.011
32	25	16	748 440 708	749 440 708	0.014
40	32	16	748 440 709	749 440 709	0.021
50	40	16	748 440 710	749 440 710	0.022
63	50	16	748 440 711	749 440 711	0.041
75	65	16	748 440 712	749 440 712	0.055
90	80	16	748 440 713	749 440 713	0.062
110	100	16	748 440 714	749 440 714	0.085
125	100	16	748 440 715	749 440 715	0.158
140	125	16	748 440 716	749 440 716	0.118
160 / 180	150	16	748 440 717	749 440 717	0.153
200	200	16	748 440 719	749 440 719	0.263
225	200	16	748 440 720	749 440 720	0.181
250	250	16	748 440 721	749 440 721	0.410
280	250	16	748 440 722	749 440 722	0.226
315	300	16	748 440 723	749 440 723	0.334
355	350	16	748 440 724	749 440 724	0.410
400	400	16	748 440 725	749 440 725	0.513

27 70 04
27 70 05

**Backing Flanges, PP-V
for Butt Fusion Systems metric**


d [mm]	Inch	DN [mm]	PN	Code	kg
20		15	16	727 700 406	0.080
25		20	16	727 700 407	0.100
32		25	16	727 700 408	0.140
40		32	16	727 700 409	0.220
50		40	16	727 700 410	0.210
63		50	16	727 700 411	0.380

27 70 04
27 70 05

**Backing Flanges, PP-V
for Socket Systems metric**

d [mm]	Inch	DN [mm]	PN	Code	kg
20		15	16	727 700 406	0.080
25		20	16	727 700 407	0.100
32		25	16	727 700 408	0.140
40		32	16	727 700 409	0.220
50		40	16	727 700 410	0.210
63		50	16	727 700 411	0.380

Spare parts for ball check valve type 360 PP-H

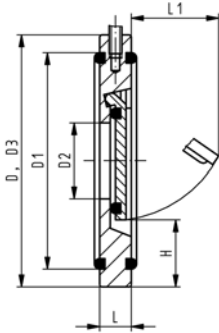


No.	Article / Material	Pieces	d16 DN 10	d20 DN 15	d25 DN 20	d32 DN 25	d40 DN 32	d50 DN 40	d63 DN 50
1	Central part Body PP	1	167 481 125	167 481 126	167 481 127	167 481 128	167 481 129	167 481 130	167 481 131
2	Ball PP	1							
3	Support ring PP	1							
4	Sealing ring EPDM	1							
5	Union bush PP	1							
1	Central part Body PP	1	167 481 135	167 481 136	167 481 137	167 481 138	167 481 139	167 481 140	167 481 141
2	Ball PP	1							
3	Support ring PP	1							
4	Sealing ring FPM	1							
5	Union bush PP	1							
8	Union nut PP-H	1	167 480 786	167 480 786	167 480 787	167 480 788	167 480 789	167 480 790	167 480 791
7	Fusion socket PP-H	1	167 480 159	167 480 160	167 480 161	167 480 162	167 480 163	167 480 164	167 480 165
7	Socket fusion spigot PP-H	1	167 480 527	167 480 528	167 480 529	167 480 530	167 480 531	167 480 532	167 480 533
7	Butt fusion spigot long PP-H SDR11	1	-	167 482 546	167 482 547	167 482 548	167 482 549	167 482 550	167 482 551
7	Butt fusion spigot PP-H SDR11 (IR-Plus®) compatible	1	-	167 480 546	167 480 547	167 480 548	167 480 549	167 480 550	167 480 551
7	Butt fusion spigot PP-H SDR 17	1	-	167 480 537	167 480 538	167 480 539	167 480 540	167 480 541	167 480 542
7	Threaded socket PP-H	1	167 480 166	167 480 167	167 480 168	167 480 169	167 480 170	167 480 171	167 480 172
7	Threaded socket PP-H	1	167 480 452	167 480 453	167 480 454	167 480 455	167 480 456	167 480 457	167 480 458
7	Valve end with fusion socket PE 80	1	173 480 000	173 480 001	173 480 002	173 480 003	173 480 004	173 480 005	173 480 006
7	Butt fusion spigot long PE 100 SDR11	1	-	193 480 127	193 480 128	193 480 129	193 480 130	193 480 131	193 480 132
7	Butt fusion spigot PE 100	1	193 480 026	193 480 027	193 480 028	193 480 029	193 480 030	193 480 031	193 480 032
7	Butt fusion spigot PE 100	1	-	-	193 480 014	193 480 015	193 480 016	193 480 017	193 480 018
7	Fixed flange PP-H serrated	1	-	727 740 106	727 740 107	727 740 108	727 740 109	727 740 110	727 740 111
2	Ball PP-H 100% y 0.9	1	167 480 024	167 480 024	167 480 025	167 480 026	167 480 027	167 480 028	167 480 029
2	Ball PP-H filled with talc y 1.24	1	167 481 165	167 481 165	167 481 166	167 481 167	167 481 168	167 481 169	167 481 170

No.	Article / Material	Pieces	d16 DN 10	d20 DN 15	d25 DN 20	d32 DN 25	d40 DN 32	d50 DN 40	d63 DN 50
4	Sealing ring EPDM	1	161 483 259	161 483 259	161 483 260	161 483 261	161 483 262	161 483 263	161 483 264
4	Sealing ring FPM	1	161 483 265	161 483 265	161 483 266	161 483 267	161 483 268	161 483 269	161 483 270
6	Union end seal EPDM	1	748 410 042	748 410 042	748 410 116	748 410 103	748 410 027	748 410 010	748 410 011
6	Union end seal FPM	1	749 410 042	749 410 042	749 410 116	749 410 103	749 410 027	749 410 010	749 410 011

Wafer Check Valves 369

PROGEF Standard Wafer check valve type 369 Without spring



Model:

- Material: PP-H
- Supporting eyelets for simple fitting
- Suitable for vertical and horizontal mounting

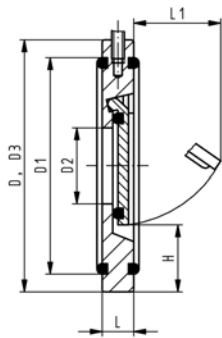
Installation instruction:

- Installation between metric flange adaptors
- It is necessary to use a special outlet flange adaptor PP or PE on the outgoing side of the wafer check valve
- Centering by body diameter
- Sealing with special flange gasket (except DN32, o-ring)
- A stabilizing zone of at least 5 times nominal diameter (DN) should be provided before and after the wafer check valve (10 times DN is recommended)
- No direct installation on pump flange or following bend allowed
- Wafer check valves without reset spring are not recommended for pulsating flows (production of noise)

Available with flange gasket from Q4 2008 on

d [mm]	DN [mm]	PN	EPDM Code	FPM Code	kg
40	32	6	167 369 002	167 369 022	0.090
50	40	6	167 369 003	167 369 023	0.100
63	50	6	167 369 004	167 369 024	0.170
75	65	6	167 369 005	167 369 025	0.220
90	80	6	167 369 006	167 369 026	0.260
110	100	6	167 369 007	167 369 027	0.370
140	125	6	167 369 009	167 369 029	0.500
160	150	6	167 369 010	167 369 030	0.740
225	200	6	167 369 011	167 369 031	1.400
280	250	6	167 369 012	167 369 032	2.400
315	300	6	167 369 013	167 369 033	3.520

d [mm]	D [mm]	D1 [mm]	D2 [mm]	H [mm]	L [mm]	L1 [mm]	Opening pressure vertical [mbar]	Opening pressure horizontal [mbar]	Minimum water column for sealing [m]
40	85	59	18	25	15	22	10	1	3.0
50	95	72	22	28	16	27	10	1	3.0
63	109	86	32	29	18	40	10	1	3.0
75	129	105	40	31	20	55	10	1	3.0
90	144	119	54	32	20	67	10	1	3.0
110	164	146	70	31	23	67	10	1	3.0
140	195	173	92	35	23	94	10	1	3.0
160	220	197	105	42	26	100	10	1	3.0
225	275	255	154	38	35	152	18	1	3.0
280	330	312	192	41	40	180	18	1	3.0
315	380	363	227	41	45	215	18	1	3.0



PROGEF Standard Wafer check valve type 369 With V4A spring (stainless steel 316)

Model:

- Material: PP-H
- Supporting eyelets for simple fitting
- Suitable for vertical and horizontal mounting

Installation instruction:

- Installation between metric flange adaptors
- It is necessary to use a special outlet flange adaptor PP or PE on the outgoing side of the wafer check valve
- Centering by body diameter
- Sealing with special flange gasket (except DN32, o-ring)
- A stabilizing zone of at least 5 times nominal diameter (DN) should be provided before and after the wafer check valve (10 times DN is recommended)
- No direct installation on pump flange or following bend allowed

Available with flange gasket from Q4 2008 on

d [mm]	DN [mm]	PN	EPDM Code	FPM Code	kg
40	32	6	167 369 042	167 369 062	0.090
50	40	6	167 369 043	167 369 063	0.100
63	50	6	167 369 044	167 369 064	0.170
75	65	6	167 369 045	167 369 065	0.220
90	80	6	167 369 046	167 369 066	0.260
110	100	6	167 369 047	167 369 067	0.370
140	125	6	167 369 049	167 369 069	0.500
160	150	6	167 369 050	167 369 070	0.740
225	200	6	167 369 051	167 369 071	1.400
280	250	6	167 369 052	167 369 072	2.400
315	300	6	167 369 053	167 369 073	3.520

d [mm]	D [mm]	D1 [mm]	D2 [mm]	H [mm]	L [mm]	L1 [mm]	Opening pressure vertical [mbar]	Opening pressure horizontal [mbar]	Minimum water column for sealing [m]	
40	85	59	18	25	15	22		30	20	3.0
50	95	72	22	28	16	27		30	20	3.0
63	109	86	32	29	18	40		30	20	3.0
75	129	105	40	31	20	55		30	20	3.0
90	144	119	54	32	20	67		30	20	3.0
110	164	146	70	31	23	67		30	20	3.0
140	195	173	92	35	23	94		30	20	3.0
160	220	197	105	42	26	100		30	20	3.0
225	275	255	154	38	35	152		38	20	3.0
280	330	312	192	41	40	180		38	20	3.0
315	380	363	227	41	45	215		38	20	3.0



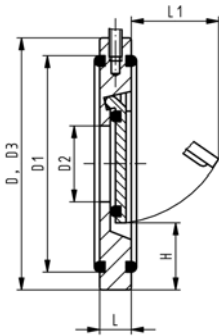
PROGEF Standard Wafer check valve type 369 With Hastelloy C spring

Model:

- Material: PP-H
- Supporting eyelets for simple fitting
- Suitable for vertical and horizontal mounting

Installation instruction:

- Installation between metric flange adaptors
- It is necessary to use a special outlet flange adaptor PP or PE on the outgoing side of the wafer check valve
- Centering by body diameter
- Sealing with special flange gasket (except DN32, o-ring)
- A stabilizing zone of at least 5 times nominal diameter (DN) should be provided before and after the wafer check valve (10 times DN is recommended)
- No direct installation on pump flange or following bend allowed

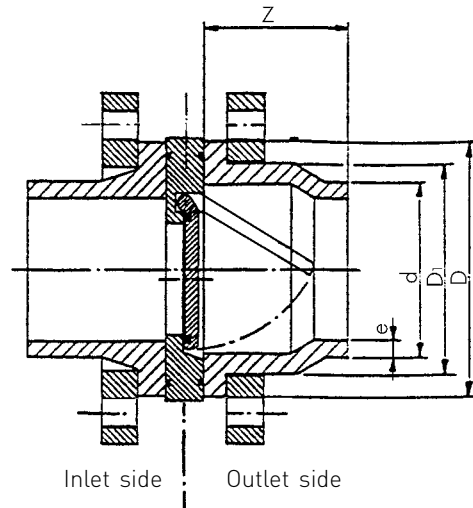


Available with flange gasket from Q4 2008 on

d [mm]	DN [mm]	PN	EPDM Code	FPM Code	kg
40	32	6	167 369 082	167 369 102	0.090
50	40	6	167 369 083	167 369 103	0.100
63	50	6	167 369 084	167 369 104	0.170
75	65	6	167 369 085	167 369 105	0.220
90	80	6	167 369 086	167 369 106	0.260
110	100	6	167 369 087	167 369 107	0.370
140	125	6	167 369 089	167 369 109	0.500
160	150	6	167 369 090	167 369 110	0.740
225	200	6	167 369 091	167 369 111	1.400
280	250	6	167 369 092	167 369 112	2.400
315	300	6	167 369 093	167 369 113	3.520

d [mm]	D [mm]	D1 [mm]	D2 [mm]	H [mm]	L [mm]	L1 [mm]	Opening pressure vertical [mbar]	Opening pressure horizontal [mbar]	Minimum water column for sealing [m]
40	85	59	18	25	15	22	30	20	3.0
50	95	72	22	28	16	27	30	20	3.0
63	109	86	32	29	18	40	30	20	3.0
75	129	105	40	31	20	55	30	20	3.0
90	144	119	54	32	20	67	30	20	3.0
110	164	146	70	31	23	67	30	20	3.0
140	195	173	92	35	23	94	30	20	3.0
160	220	197	105	42	26	100	30	20	3.0
225	275	255	154	38	35	152	38	20	3.0
280	330	312	192	41	40	180	38	20	3.0
315	380	363	227	41	45	215	38	20	3.0

Component Parts for Flange Assembly, Type 369 PP



Warning: This outlet flange adaptor has to be installed on the outlet side!

Socket Fusion System PP/PE Inlet side

PP/PE
Flange adaptor
metric

d	DN	Inch	PP Code	PE Code				
40	32	1 ¹ / ₄	727 790 209	753 790 209				
50	40	1 ¹ / ₂	727 790 210	753 790 210				
63	50	2	727 790 211	753 790 211				
75	65	2 ¹ / ₂	727 790 212	753 790 212				
90	80	3	727 790 213	753 790 213				
110	100	4	727 790 214	753 790 214				

Backing flange metric
for socket fusion systems
Connecting dimension
DIN 2501 PN 10

d	DN	Inch	for flange adaptor metric PP-V black	for flange adaptor metric PP with steel ring				
40	32	1 ¹ / ₄	727 700 409	727 700 209				
50	40	1 ¹ / ₂	727 700 410	727 700 210				
63	50	2	727 700 411	727 700 211				
75	65	2 ¹ / ₂	727 700 412	727 700 212				
90	80	3	727 700 413	727 700 213				
110	100	4	727 700 414	727 700 214				

Outlet side

PP/PE
Outlet flange adaptor
with fusion socket
metric

d	DN	Inch	Jointing face flat PP Code	Jointing face flat PE Code	D	D ₁	Z	
40	32	1 ¹ / ₄	727 800 009	733 800 009	61	50	35	
50	40	1 ¹ / ₂	727 800 010	733 800 010	73	61	38	
63	50	2	727 800 011	733 800 011	90	76	41	
75	65	2 ¹ / ₂	727 800 012	733 800 012	106	90	49	
90	80	3	727 800 013	733 800 013	125	108	65	
110	100	4	727 800 014	733 800 014	150	130	62	

Backing flange metric
for socket fusion systems
Connecting dimension
DIN 2501 PN 10

d	DN	Inch	for outlet flange adaptor PP-V black	for outlet flange adaptor PP with steel ring				
40	32	1 ¹ / ₄	727 700 409	727 700 209				
50	40	1 ¹ / ₂	727 700 410	727 700 210				
63	50	2	727 700 411	727 700 211				
75	65	2 ¹ / ₂	727 700 412	727 700 212				
90	80	3	727 700 413	727 700 213				
110	100	4	727 700 414	727 700 214				

Component Parts for Flange Assembly, Type 369 PP

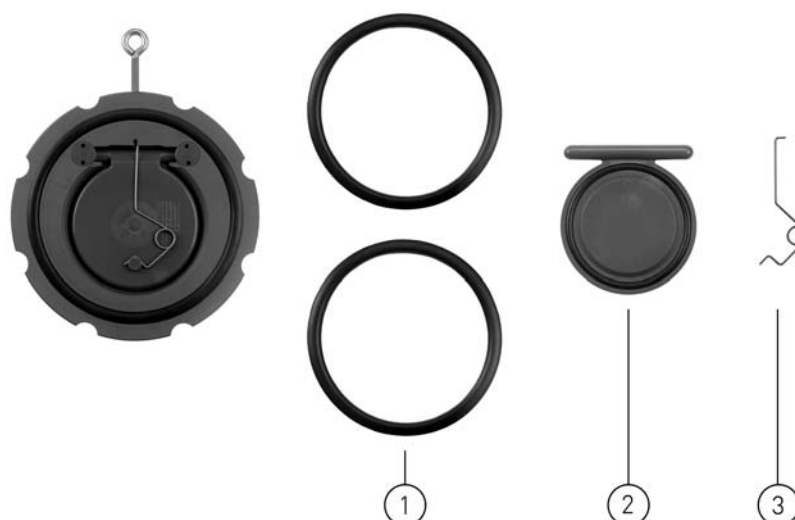
Butt Fusion System PP/PE Inlet side

	d	DN	Inch	PP Code	PE Code				
PP/PE Flange Adapter metric SDR 11	40	32	1¼	727 798 509	753 798 609				
	50	40	1½	727 798 510	753 798 610				
	63	50	2	727 798 511	753 798 611				
	75	65	2½	727 798 512	753 798 612				
	90	80	3	727 798 513	753 798 613				
	110	100	4	727 798 514	753 798 614				
	140	125	5	727 798 516	753 798 616				
	160	150	6	727 798 517	753 798 617				
	225	200	8	727 798 520	753 798 620				
	280	250	10	727 798 572	753 798 672				
	315	300	12	727 798 573	753 798 673				

	d	DN	Inch	PP Code	PE Code				
PP/PE Flange Adapter metric SDR 17,6	40	32	1¼	--	--				
	50	40	1½	727 798 535	753 798 535				
	63	50	2	727 798 536	753 798 536				
	75	65	2½	727 798 412	753 798 512				
	90	80	3	727 798 413 727 798 414	753 798 513 753 798 514				
	110	100	4						
	140	125	5	727 798 541	753 798 541				
	160	150	6	727 798 542	753 798 542				
	225	200	8	727 798 545	753 798 545				
	280	250	10	727 798 547	753 798 547				
	315	300	12	727 798 548	753 798 548				

	d	DN	Inch	for Flange Adapter PP-V black	for Flange Adapter PP with steel ring				
Backing flange metric for butt fusion systems Connecting dimension DIN 2501 PN 10	40	32	1¼	727 700 409	727 700 209				
	50	40	1½	727 700 410	727 700 210				
	63	50	2	727 700 411	727 700 211				
	75	65	2½	727 700 412	727 700 212				
	90	80	3	727 700 513	727 700 313				
	110	100	4	727 700 514	727 700 314				
	140	125	5	727 700 516	727 700 316				
	160	150	6	727 700 517	727 700 317				
	225	200	8	727 700 520	727 700 320				
	280	250	10	727 700 522	727 700 322				
	315	300	12	727 700 523	727 700 323				

Spare parts for wafer check valve type 369 PP-H

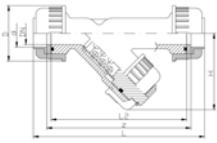


No.	Article / Material	Pieces	d40 DN 32	d50 DN 40	d63 DN 50	d75 DN 65	d90 DN 80	d110 DN 100	DN 125	d140 DN 125
1	Flange gasket EPDM Available for PP-H from 4. quarter 2008	2	161 484 875	161 486 959	161 486 960	161 486 961	161 486 962	161 486 962		161 486 964
1	Flange gasket FPM Available for PP-H from 4. quarter 2008	2	161 484 887	161 486 979	161 486 980	161 486 981	161 486 982	161 486 982		161 486 984
2	Disc set		167 369 122	167 369 123	167 369 124	167 369 125	167 369 126	167 369 127		167 369 128
2	Disc PP-H	1								
2	Seal EPDM	1								
2	Disc set		167 369 142	167 369 143	167 369 144	167 369 145	167 369 146	167 369 147		167 369 148
2	Disc PP-H	1								
2	Seal FPM	1								
3	Spring V4A	1	161 484 900	161 484 901	161 484 902	161 484 903	161 484 904	161 484 905		161 484 905
3	Spring Hastelloy C	1	161 484 912	161 484 913	161 484 914	161 484 915	161 484 916	161 484 917		161 484 917

No.	Article / Material	Pieces	d160 DN 150	d225 DN 200	d280 DN 250	d315 DN 300
1	Flange gasket EPDM Available for PP-H from 4. quarter 2008	2	161 486 964	161 486 974	161 486 966	161 486 967
1	Flange gasket FPM Available for PP-H from 4. quarter 2008	2	161 486 984	161 486 993	161 486 986	161 486 987
2	Disc set		167 369 129	167 369 130	167 369 131	167 369 132
2	Disc PP-H	1				
2	Seal EPDM	1				
2	Disc set		167 369 149	167 369 150	167 369 151	167 369 152
2	Disc PP-H	1				
2	Seal FPM	1				
3	Spring V4A	1	161 484 907	161 484 908	161 484 909	161 484 910

No.	Article / Material	Pieces	d160 DN 150	d225 DN 200	d280 DN 250	d315 DN 300
3	Spring Hastelloy C	1	161 484 919	161 484 920	161 484 921	161 484 922

Strainers 305

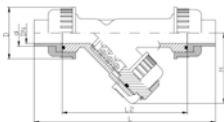


PROGEF Standard Line strainer type 305 With fusion sockets metric

Model:

- Material: PP-H
- For easy installation and removal
- Protects valves, pumps, etc. from becoming soiled
- Screen perforation 0.5 mm
- Overall length according to EN 558

d [mm]	DN [mm]	PN	kv-value ($\Delta p=1$ bar) [l/min]	EPDM Code	FPM Code	kg	D [mm]	L [mm]	L2 [mm]	H [mm]	z [mm]
20	15	10	35	167 305 000	167 305 049	0.245	52	168	130	75	140
25	20	10	65	167 305 050	167 305 099	0.295	62	192	150	80	160
32	25	10	90	167 305 100	167 305 149	0.360	68	206	160	90	170
40	32	10	155	167 305 150	167 305 199	0.660	85	230	180	110	190
50	40	10	225	167 305 200	167 305 249	0.810	85	256	200	125	210
63	50	10	370	167 305 250	167 305 299	1.330	102	294	230	150	240



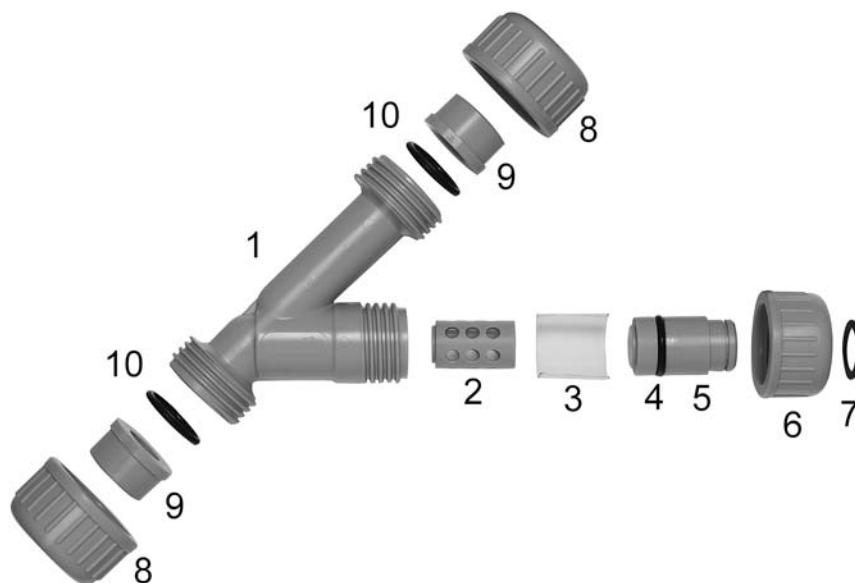
PROGEF Standard Line strainer type 305 With butt fusion spigots SDR11 metric

Model:

- Material: PP-H
- For easy installation and removal
- Protects valves, pumps, etc. from becoming soiled
- Screen perforation 0.5 mm
- Overall length according to EN 558

d [mm]	DN [mm]	PN	kv-value ($\Delta p=1$ bar) [l/min]	EPDM Code	FPM Code	kg	D [mm]	L [mm]	L2 [mm]	H [mm]
20	15	10	35	167 305 300	167 305 349	0.245	52	238	130	75
25	20	10	65	167 305 350	167 305 399	0.295	62	264	150	80
32	25	10	90	167 305 400	167 305 449	0.360	68	280	160	90
40	32	10	155	167 305 450	167 305 499	0.660	85	306	180	110
50	40	10	225	167 305 500	167 305 549	0.810	85	332	200	125
63	50	10	370	167 305 550	167 305 599	1.330	102	368	230	150

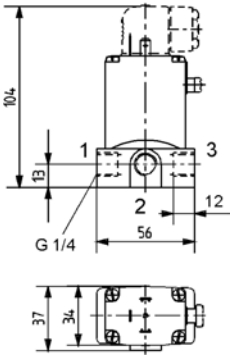
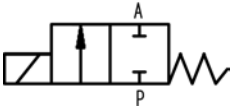
Spare parts for line strainer type 305 (DN15-50) PP-H



No.	Article / Material	Pieces	d20 DN 15	d25 DN 20	d32 DN 25	d40 DN 32	d50 DN 40	d63 DN 50
	Screen basket compl. without screen		167 305 001	167 305 002	167 305 003	167 305 004	167 305 005	167 305 006
2	Screen cage	1						
7	Circlip	1						
1	Body PP-H	1	167 305 010	167 305 011	167 305 012	167 305 013	167 305 014	167 305 015
3	Screen perforation PP-H	1	167 305 030	167 305 031	167 305 032	167 305 033	167 305 034	167 305 035
2	Screen cage	1	167 305 020	167 305 021	167 305 022	167 305 023	167 305 024	167 305 025
5	Screen cage bracket	1	167 305 040	167 305 041	167 305 042	167 305 043	167 305 044	167 305 045
6	Valve nut PP-H	1	167 305 060	167 305 061	167 305 062	167 305 063	167 305 064	167 305 065
7	Circlip PP-H	1	161 482 017	161 482 018	161 482 019	161 482 020	161 482 021	161 482 022
4	Body seal EPDM	1	748 410 001	748 410 001	748 410 007	748 410 002	748 410 172	748 410 012
4	Body seal FPM	1	749 410 001	749 410 001	749 410 007	749 410 002	749 410 172	749 410 012
8	Union nut PP-H	2	167 305 070	167 305 071	167 305 072	167 305 073	167 305 074	167 305 075
9	Union end PP-H	2	727 608 506	727 608 507	727 608 508	727 608 509	727 608 510	727 608 511
9	Union end PP-H	2	727 600 106	727 600 107	727 600 108	727 600 109	727 600 110	727 600 111
10	O-ring EPDM	2	748 410 006	748 410 103	748 410 002	748 410 009	748 410 010	748 410 011

Solenoid valves

PROGEF Standard
Solenoid valve type 166
Function A straight-through valve 2/2 ways
Nominal voltage 24V DC
With G 1/4 line connection



Model:

- Material: PP-H
- With manual override
- Electrical connection: cable plug
- Protection class IP 65

DN [mm]	D1_G [inch]	Function	PN [bar]	kv-value ($\Delta p=1$ bar) [l/min]	EPDM Code	FPM Code	kg	
3	1/4	A	0.0 - 8.0	4	199 166 000	199 166 005	0.400	
4	1/4	A	0.0 - 4.0	5	199 166 001	199 166 006	0.400	
5	1/4	A	0.0 - 3.0	6	199 166 002	199 166 007	0.400	

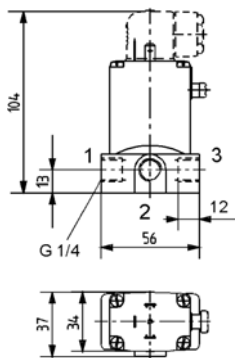
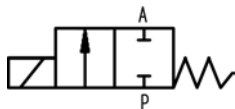


PROGEF Standard
Solenoid valve type 166
Function A straight-through valve 2/2 ways
Nominal voltage 230V 50Hz ±10%
With G 1/4 line connection



Model:

- Material: PP-H
- With manual override
- Electrical connection: cable plug
- Protection class IP 65



DN [mm]	D1_G [inch]	Function	PN [bar]	kv-value ($\Delta p=1$ bar) [l/min]	EPDM Code	FPM Code	kg
3	¼	A	0.0 - 10.0	4	199 166 010	199 166 015	0.400
4	¼	A	0.0 - 5.0	5	199 166 011	199 166 016	0.400
5	¼	A	0.0 - 4.5	6	199 166 012	199 166 017	0.400

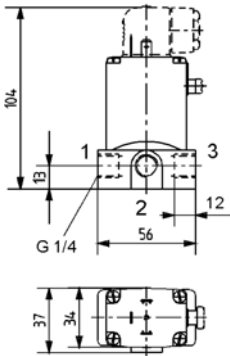


PROGEF Standard
Solenoid valve type 166
Function E mixing valve 3/2 ways
Nominal voltage 24V DC
With G 1/4 line connection



Model:

- Material: PP-H
- With manual override
- Electrical connection: cable plug
- Protection class IP 65



DN [mm]	D1_G [inch]	Function	PN [bar]	kv-value ($\Delta p=1$ bar) [l/min]	EPDM Code	FPM Code	kg	
3	1/4	E	0.0 - 4.0	4	199 166 150	199 166 155	0.400	
4	1/4	E	0.0 - 2.0	5	199 166 151	199 166 156	0.400	

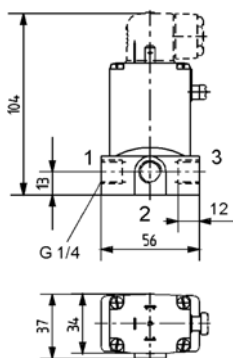
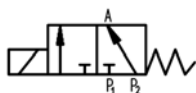


PROGEF Standard
Solenoid valve type 166
Function E mixing valve 3/2 ways
Nominal voltage 230V 50Hz ±10%
With G 1/4 line connection



Model:

- Material: PP-H
- With manual override
- Electrical connection: cable plug
- Protection class IP 65



DN [mm]	D1_G [inch]	Function	PN [bar]	kv-value ($\Delta p=1$ bar) [l/min]	EPDM Code	FPM Code	kg
3	¼	E	0.0 - 6.0	4	199 166 160	199 166 165	0.400
4	¼	E	0.0 - 3.0	5	199 166 161	199 166 166	0.400

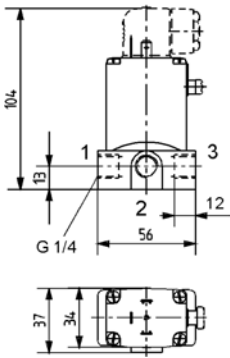
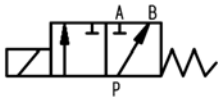


PROGEF Standard
Solenoid valve type 166
Function F distribution valve 3/2 ways
Nominal voltage 24V DC
With G 1/4 line connection



Model:

- Material: PP-H
- With manual override
- Electrical connection: cable plug
- Protection class IP 65



DN [mm]	D1_G [inch]	Function	PN [bar]	kv-value ($\Delta p=1$ bar) [l/min]	EPDM Code	FPM Code	kg	
4	1/4	F	0.0 - 4.0	5	199 166 201	199 166 206	0.400	

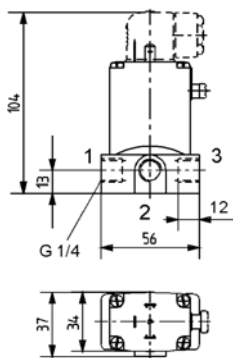
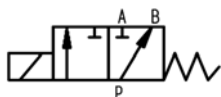


PROGEF Standard
Solenoid valve type 166
Function F distribution valve 3/2 ways
Nominal voltage 230V 50Hz ±10%
With G 1/4 line connection



Model:

- Material: PP-H
- With manual override
- Electrical connection: cable plug
- Protection class IP 65



DN [mm]	D1_G [inch]	Function	PN [bar]	kv-value ($\Delta p=1$ bar) [l/min]	EPDM Code	FPM Code	kg
4	¼	F	0.0 - 5.0	5	199 166 211	199 166 216	0.400

Copiable

Configurator GF ball valve type 546 PROGEF Standard

Ball Valve

- A01 Ball Valve 546
- A02 Linear Ball Valve

Material

- B05 PP-H

Dimension

- C05 d 16 DN 10 3/8"
- C06 d 20 DN 15 1/2"
- C07 d 25 DN 20 3/4"
- C08 d 32 DN 25 1"
- C09 d 40 DN 32 1 1/4"
- C10 d 50 DN 40 1 1/2"
- C11 d 63 DN 50 2"
- C12 DN 65 2 1/2"
- C13 DN 80 3"
- C14 DN 100 4"
- C15 DN 150 6"

Version

- D01 Standard, PTFE ball seal
- D02 oilfree, PTFE ball seal (only with specific connecting parts)
- D03 silicon-free, PTFE ball seal (only with specific connecting parts)
- D04 silicon-free, PVDF ball seal for metric (only with specific connecting parts)

Seals

- E01 EPDM seals
- E02 FPM seals
- E03 FFPM/KALREZ® seals

Threaded inserts

- F01 without threaded inserts
- F02 with threaded inserts

Connecting parts

- G30 PP-H Fusion socket metric
- G32 PP-H Socket fusion spigot metric
- G33 PP-H Threaded socket Rp reinforced
- G34 PP-H Threaded socket NPT reinforced
- G35 PP-H Butt fusion spigot SDR 11 metric IR-PLUS®
- G36 PP-H Butt fusion spigot SDR 17.6 metric with this valve end the maximum nominal pressure is reduced to PN 6
- G37 PP-H Butt fusion spigot long SDR11 metric
- G43 PE-100 Butt fusion spigot long SDR11 metric
- G44 PE-100 Butt fusion spigot long SDR17.6 metric
- G63 Fixed flange PP-H serrated metric
- G72 Backing flange PP-steel metric
- G73 Backing flange PP-steel inch ANSI
- G77 Backing flange PP JIS with connecting parts
- G78 Backing flange PP-GF JIS
- G83 PP-H Valve end blank
- G40 PE-100 Fusion socket metric
- G41 PE-100 Butt fusion spigot SDR11 metric
- G42 PE-100 Butt fusion spigot SDR17.6 metric
- G43 PE-100 Butt fusion spigot long SDR11 metric
- G11 PVC-C Cement socket metric
- G13 PVC-C Cement socket inch ASTM
- G14 PVC-C Cement spigot metric
- G15 PVC-C Threaded socket Rp
- G16 PVC-C Threaded socket Rp reinforced
- G17 PVC-C Threaded socket NPT

Multi-functional module

- I01 No multi-functional module
- I02 Empty module
- I03 Module with 2 end switches Ag, Ni
- I04 Module with 2 end switches Au
- I05 Module with 2 inductive switches Namur
- I06 Module with 2 inductive switches PNP
- I07 Module with 2 inductive switches NPN

Lever

- K01 Standard lever red
- K02 Standard lever black
- K11 Multi-functional lever red

Mounting plate

- L01 without mounting plate
- L02 with mounting plate

A01	B05	C	D	E	F	G	G	I	K	L
------------	------------	----------	----------	----------	----------	----------	----------	----------	----------	----------

left right

You will find a large selection of different versions in our range of products. New system elements also provide you with new opportunities for use. In order for us to supply exactly the ball valve you need for you application, we have created a selection menu for you. (Der maximal zulässige Betriebsdruck des Kugelhahns ist PN 10).


We supply what you put together.

Copiable GF ball valve type 546 with electric Actuator

It's so easy to actuate the type 546:

With the configurator, you have a choice of new electric actuators, the EA11 for standard applications and the EA21 with modular design and accessories, for practically and type of operation.

We supply what you put together.



Electric Actuator EA11

- T01 EA11 24 V
- T02 EA11 100-230 V

Accessories EA11

- U01 No accessories
- U02 2 limit switches Ag, Ni
- U03 Heating element
- U04 Fail-safe return
- U05 2 limit switches Ag, Ni normally open

Electric Actuator EA21/31

- T03 EA21/31 24 V
- T04 EA21/31 100-230 V

Accessories EA21

- W01 No accessories
- W02 Heating element
- W03 Cycle time module
- W04 Cycle time monitoring
- W05 Cycles monitoring
- W06 Motor current monitoring
- W07 2 limit switches Ag, Ni
- W08 2 limit switches Gold
- W09 2 limit switches NPN
- W10 2 limit switches PNP
- W11 Positioner
- W12 Electric position indicator
- W14 Fail-safe return unit
- W15 Switch intermediate position
- W27 2 limit switches Ag, Ni normally open with connector
- W31 Positioner PE25 with galv. separation

T	U	T	W	W	W	W	W	W

Ball Valves Electric

PROGEF Standard Ball valve type 107 100-230V With manual emergency override With fusion sockets metric



Model:

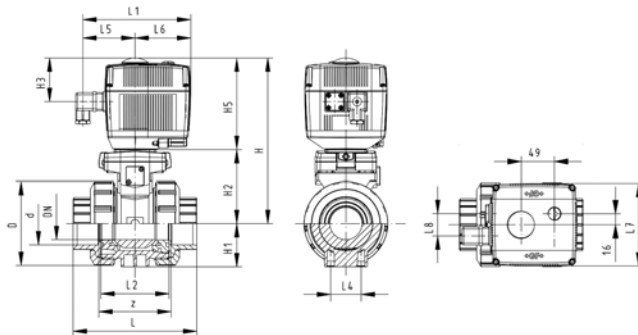
- Material: PP-H
- Built on with electric actuator EA11
- Voltage 100-230 V, 50-60 Hz
- Control range 90°<
- Control time 5 s/90°<
- For easy installation and removal
- Integrated stainless steel mounting inserts

Option:

- Individual configuration of the valve (see form)

d [mm]	DN [mm]	PN	kv-value ($\Delta p=1$ bar) [l/min]	EPDM Code	FPM Code	kg
16	10	10	70	199 107 502	199 107 512	2.100
20	15	10	185	199 107 503	199 107 513	2.100
25	20	10	350	199 107 504	199 107 514	2.200
32	25	10	700	199 107 505	199 107 515	2.300
40	32	10	1000	199 107 506	199 107 516	2.600
50	40	10	1600	199 107 507	199 107 517	3.000
63	50	10	3100	199 107 508	199 107 518	3.800

d [mm]	D [mm]	H [mm]	H1 [mm]	H2 [mm]	H3 [mm]	H5 [mm]	L [mm]	L1 [mm]	L2 [mm]	L4 [mm]	L5 [mm]	L6 [mm]	L7 [mm]	L8 [mm]	z [mm]
16	50	200	27	64	64	137	93	161	56	25	77	83	122	33	67
20	50	200	27	64	64	137	95	161	56	25	77	83	122	33	66
25	58	209	30	73	64	137	108	161	65	25	77	83	122	33	77
32	68	209	36	73	64	137	118	161	71	25	77	83	122	33	83
40	84	220	44	84	64	137	137	161	85	45	77	83	122	33	99
50	97	220	51	84	64	137	147	161	89	45	77	83	122	33	105
63	124	243	64	106	64	137	168	161	101	45	77	83	122	33	117





PROGEF Standard Ball valve type 107 100-230V With manual emergency override With fusion spigots metric

Model:

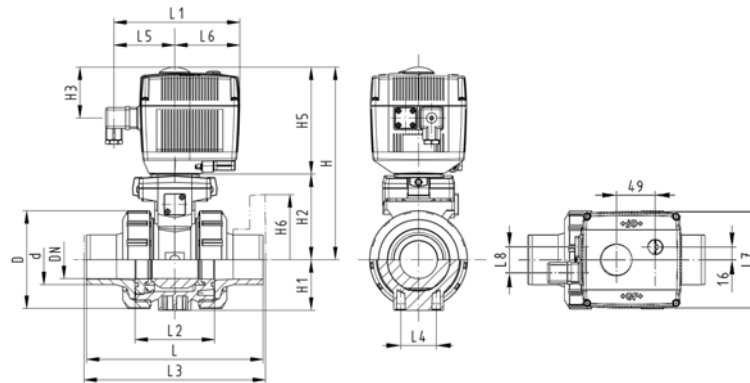
- Material: PP-H
- Built on with electric actuator EA11
- Voltage 100-230 V, 50-60 Hz
- Control range 90°<
- Control time 5 s/90°<
- For easy installation and removal
- Integrated stainless steel mounting inserts

Option:

- Individual configuration of the valve (see form)

d [mm]	DN [mm]	PN	kv-value ($\Delta p=1$ bar) [l/min]	EPDM Code	FPM Code	kg
16	10	10	70	199 107 522	199 107 532	2.100
20	15	10	185	199 107 523	199 107 533	2.100
25	20	10	350	199 107 524	199 107 534	2.200
32	25	10	700	199 107 525	199 107 535	2.300
40	32	10	1000	199 107 526	199 107 536	2.600
50	40	10	1600	199 107 527	199 107 537	3.000
63	50	10	3100	199 107 528	199 107 538	3.800

d [mm]	D [mm]	H [mm]	H1 [mm]	H2 [mm]	H3 [mm]	H5 [mm]	L [mm]	L1 [mm]	L2 [mm]	L3 [mm]	L4 [mm]	L5 [mm]	L6 [mm]	L7 [mm]	L8 [mm]
16	50	200	27	64	64	137	110	161	56	130	25	77	83	122	33
20	50	200	27	64	64	137	120	161	56	130	25	77	83	122	33
25	58	209	30	73	64	137	139	161	65	150	25	77	83	122	33
32	68	209	36	73	64	137	150	161	71	160	25	77	83	122	33
40	84	220	44	84	64	137	170	161	85	180	45	77	83	122	33
50	97	220	51	84	64	137	190	161	89	200	45	77	83	122	33
63	124	243	64	106	64	137	220	161	101	230	45	77	83	122	33





PROGEF Standard
Ball valve type 107 100-230V
With manual emergency override
With fixed flanges PP-H serrated metric

Model:

- Material: PP-H
- Built on with electric actuator EA11
- Voltage 100-230 V, 50-60 Hz
- Control range 90°<
- Control time 5 s/90°<
- For easy installation and removal
- Integrated stainless steel mounting inserts
- Overall length according to EN 558
- Connecting dimensions: ISO 7005 / EN 1092 / DIN 2501 PN10 / BS4504

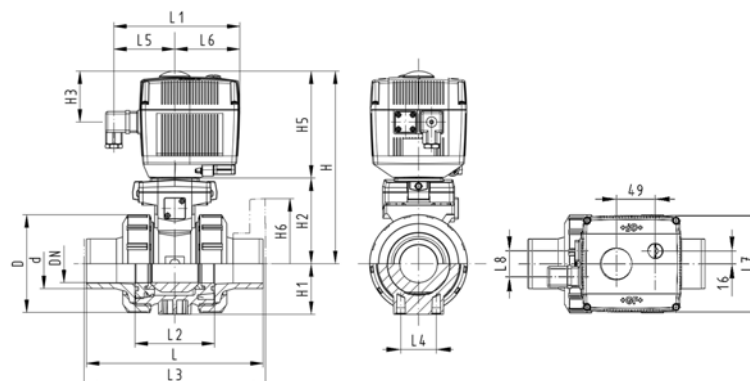
Option:

- Individual configuration of the valve (see form)

d [mm]	DN [mm]	Inch	PN	kv-value ($\Delta p=1$ bar) [l/min]	EPDM Code	FPM Code	kg
20	15	½	10	185	199 107 583	199 107 593	2.300
25	20	¾	10	350	199 107 584	199 107 594	2.500
32	25	1	10	700	199 107 585	199 107 595	2.700
40	32	1 ¼	10	1000	199 107 586	199 107 596	3.200
50	40	1 ½	10	1600	199 107 587	199 107 597	3.700
63	50	2	10	3100	199 107 588	199 107 598	4.800

d [mm]	D [mm]	H [mm]	H1 [mm]	H2 [mm]	H3 [mm]	H5 [mm]	H6 [mm]	L [mm]	L1 [mm]	L2 [mm]	L3 [mm]	L4 [mm]	L5 [mm]	L6 [mm]	L7 [mm]
20	50	200	27	64	64	137	48	120	161	56	130	25	77	83	122
25	58	209	30	73	64	137	53	140	161	65	150	25	77	83	122
32	68	209	36	73	64	137	58	150	161	71	160	25	77	83	122
40	84	220	44	84	64	137	70	170	161	85	180	45	77	83	122
50	97	220	51	84	64	137	75	190	161	89	200	45	77	83	122
63	124	243	64	106	64	137	165	220	161	101	230	45	77	83	122

d [mm]	L8 [mm]
20	33
25	33
32	33
40	33
50	33
63	33





PROGEF Standard Ball valve type 107 24V With manual emergency override With fusion sockets metric

Model:

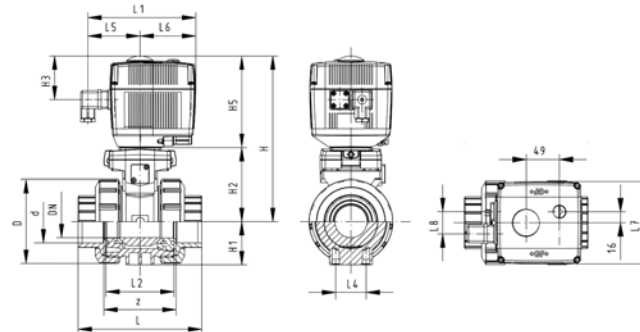
- Material: PP-H
- Built on with electric actuator EA11
- Voltage 24 V AC/DC
- Control range 90°<
- Control time 5 s/90°<
- For easy installation and removal
- Integrated stainless steel mounting inserts

Option:

- Individual configuration of the valve (see form)

d [mm]	DN [mm]	PN	kv-value ($\Delta p=1$ bar) [l/min]	EPDM Code	FPM Code	kg
16	10	10	70	199 107 542	199 107 552	2.100
20	15	10	185	199 107 543	199 107 553	2.100
25	20	10	350	199 107 544	199 107 554	2.200
32	25	10	700	199 107 545	199 107 555	2.300
40	32	10	1000	199 107 546	199 107 556	2.600
50	40	10	1600	199 107 547	199 107 557	3.000
63	50	10	3100	199 107 548	199 107 558	3.800

d [mm]	D [mm]	H [mm]	H1 [mm]	H2 [mm]	H3 [mm]	H5 [mm]	L [mm]	L1 [mm]	L2 [mm]	L4 [mm]	L5 [mm]	L6 [mm]	L7 [mm]	L8 [mm]	z [mm]
16	50	200	27	64	64	137	93	161	56	25	77	83	122	33	67
20	50	200	27	64	64	137	95	161	56	25	77	83	122	33	66
25	58	209	30	73	64	137	108	161	65	25	77	83	122	33	77
32	68	209	36	73	64	137	118	161	71	25	77	83	122	33	83
40	84	220	44	84	64	137	137	161	85	45	77	83	122	33	99
50	97	220	51	84	64	137	147	161	89	45	77	83	122	33	105
63	124	243	64	106	64	137	168	161	101	45	77	83	122	33	117





PROGEF Standard Ball valve type 107 24V With manual emergency override With fusion spigots metric

Model:

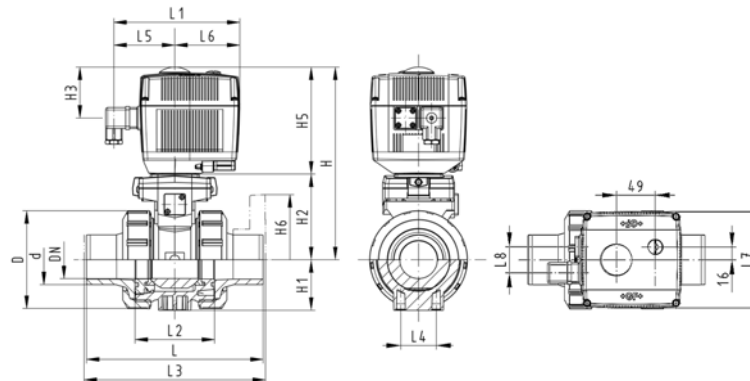
- Material: PP-H
- Built on with electric actuator EA11
- Voltage 24 V AC/DC
- Control range 90°<
- Control time 5 s/90°<
- For easy installation and removal
- Integrated stainless steel mounting inserts

Option:

- Individual configuration of the valve (see form)

d [mm]	DN [mm]	PN	kv-value ($\Delta p=1$ bar) [l/min]	EPDM Code	FPM Code	kg
16	10	10	70	199 107 562	199 107 572	2.100
20	15	10	185	199 107 563	199 107 573	2.100
25	20	10	350	199 107 564	199 107 574	2.200
32	25	10	700	199 107 565	199 107 575	2.300
40	32	10	1000	199 107 566	199 107 576	2.600
50	40	10	1600	199 107 567	199 107 577	3.000
63	50	10	3100	199 107 568	199 107 578	3.800

d [mm]	D [mm]	H [mm]	H1 [mm]	H2 [mm]	H3 [mm]	H5 [mm]	L [mm]	L1 [mm]	L2 [mm]	L3 [mm]	L4 [mm]	L5 [mm]	L6 [mm]	L7 [mm]	L8 [mm]
16	50	200	27	64	64	137	110	161	56	130	25	77	83	122	33
20	50	200	27	64	64	137	120	161	56	130	25	77	83	122	33
25	58	209	30	73	64	137	139	161	65	150	25	77	83	122	33
32	68	209	36	73	64	137	156	161	71	160	25	77	83	122	33
40	84	220	44	84	64	137	170	161	85	180	45	77	83	122	33
50	97	220	51	84	64	137	190	161	89	200	45	77	83	122	33
63	124	243	64	106	64	137	220	161	101	230	45	77	83	122	33





PROGEF Standard Ball valve type 107 24V With manual emergency override With fixed flanges PP-H serrated metric

Model:

- Material: PP-H
- Built on with electric actuator EA11
- Voltage 24 V AC/DC
- Control range 90°<
- Control time 5 s/90°<
- For easy installation and removal
- Integrated stainless steel mounting inserts
- Overall length according to EN 558
- Connecting dimensions: ISO 7005 / EN 1092 / DIN 2501 PN10 / BS4504

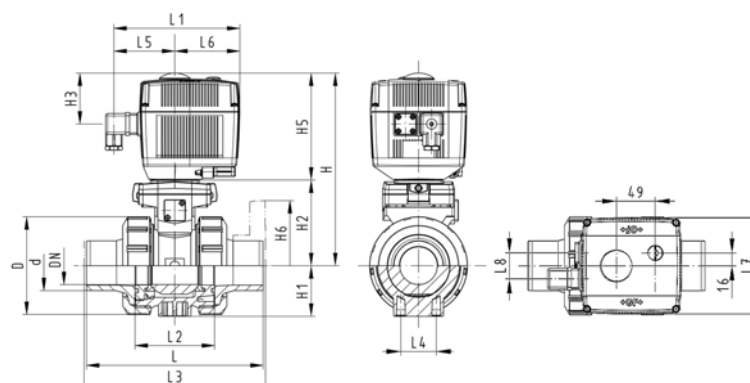
Option:

- Individual configuration of the valve (see form)

d [mm]	DN [mm]	Inch	PN	kv-value ($\Delta p=1$ bar) [l/min]	EPDM Code	FPM Code	kg
20	15	½	10	185	199 107 783	199 107 793	2.300
25	20	¾	10	350	199 107 784	199 107 794	2.500
32	25	1	10	700	199 107 785	199 107 795	2.700
40	32	1 ¼	10	1000	199 107 786	199 107 796	3.200
50	40	1 ½	10	1600	199 107 787	199 107 797	3.700
63	50	2	10	3100	199 107 788	199 107 798	4.800

d [mm]	D [mm]	H [mm]	H1 [mm]	H2 [mm]	H3 [mm]	H5 [mm]	H6 [mm]	L [mm]	L1 [mm]	L2 [mm]	L3 [mm]	L4 [mm]	L5 [mm]	L6 [mm]	L7 [mm]
20	50	200	27	64	64	137	48	120	161	56	130	25	77	83	122
25	58	209	30	73	64	137	53	140	161	65	150	25	77	83	122
32	68	209	36	73	64	137	58	150	161	71	160	25	77	83	122
40	84	220	44	84	64	137	70	170	161	85	180	45	77	83	122
50	97	220	51	84	64	137	75	190	161	89	200	45	77	83	122
63	124	243	64	106	64	137	165	220	161	101	230	45	77	83	122

d [mm]	L8 [mm]
20	33
25	33
32	33
40	33
50	33
63	33





PROGEF Standard Ball valve type 131 100-230V With manual emergency override With fusion sockets metric

Model:

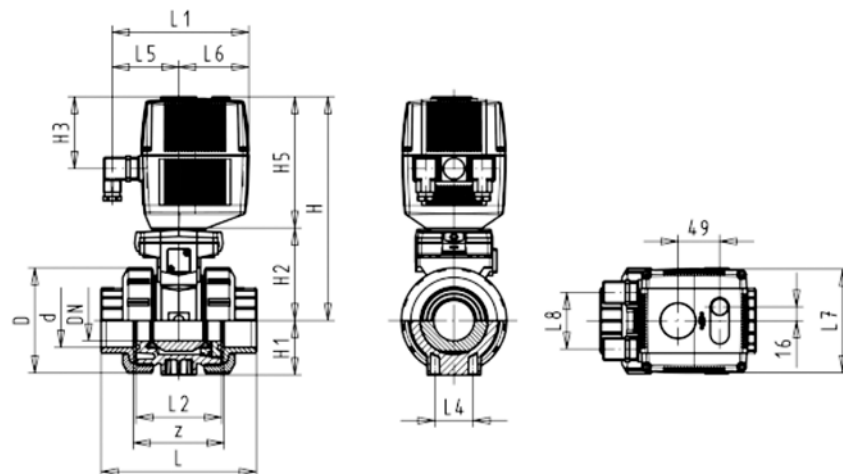
- Material: PP-H
- For easy installation and removal
- Integrated stainless steel mounting inserts
- Voltage 100-230 V, 50-60 Hz
- Control range 90°<
- Assignment of actuators: EA21 (DN10/15-50), EA31 (DN65-100 if available)
- Image and drawing DN65-100 please see "**New product ball valve DN65-100**"
- Control time: EA21: 5s/90°<, EA31: 15s/90°<

Option:

- Individual configuration of the valve (see form)

d [mm]	DN [mm]	PN	kv-value ($\Delta p=1$ bar) [l/min]	EPDM Code	FPM Code	kg	
16	10	10	70	199 131 002	199 131 012	2.100	
20	15	10	185	199 131 003	199 131 013	2.100	
25	20	10	350	199 131 004	199 131 014	2.200	
32	25	10	700	199 131 005	199 131 015	2.300	
40	32	10	1000	199 131 006	199 131 016	2.600	
50	40	10	1600	199 131 007	199 131 017	3.000	
63	50	10	3100	199 131 008	199 131 018	3.800	
75	65	10	5000	199 131 009	199 131 019	3.600	
90	80	10	7000	199 131 010	199 131 020	4.300	
110	100	10	11000	199 131 011	199 131 021	5.500	

d [mm]	D [mm]	H [mm]	H1 [mm]	H2 [mm]	H3 [mm]	H5 [mm]	L [mm]	L1 [mm]	L2 [mm]	L4 [mm]	L5 [mm]	L6 [mm]	L7 [mm]	z [mm]
16	50	231	27	64	94	167	93	180	56	25	97	83	122	67
20	50	231	27	64	94	167	95	180	56	25	97	83	122	66
25	58	240	30	73	94	167	108	180	65	25	97	83	122	77
32	68	240	36	73	94	167	118	180	71	25	97	83	122	83
40	84	251	44	84	94	167	137	180	85	45	97	83	122	99
50	97	251	51	84	94	167	147	180	89	45	97	83	122	105
63	124	273	64	106	94	167	168	180	101	45	97	83	122	117
75	166	346	85	156	94	190	233	180	136	70	98	83	122	167
90	200	358	105	168	94	190	254	180	141	70	98	83	122	180
110	238	365	123	175	94	190	301	180	164	120	98	83	122	215








PROGEF Standard Ball valve type 131 100-230V With manual emergency override With socket fusion spigots metric




Model:

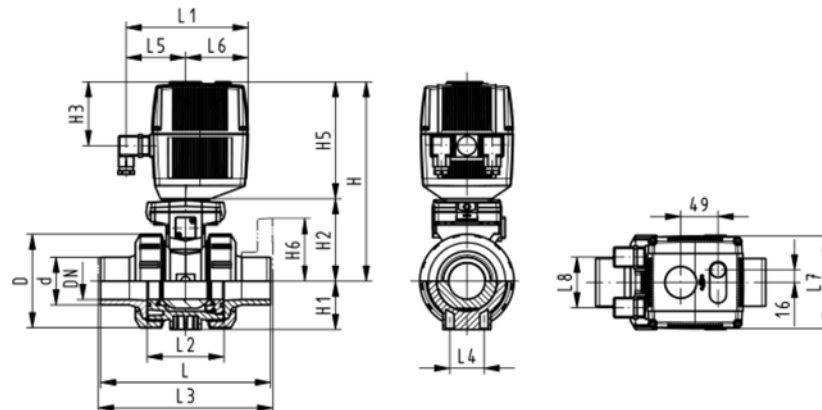
- Material: PP-H
- For easy installation and removal
- Integrated stainless steel mounting inserts
- Voltage 100-230 V, 50-60 Hz
- Control range 90°<
- Assignment of actuators: EA21 (DN10/15-50), EA31 (DN65-100 if available)
- Image and drawing DN65-100 please see **"New product ball valve DN65-100"**
- Control time: EA21: 5s/90°<, EA31: 15s/90°<

Option:

- Individual configuration of the valve (see form)

d [mm]	DN [mm]	PN	kv-value ($\Delta p=1$ bar) [l/min]	EPDM Code	FPM Code	kg
16	10	10	70	199 131 022	199 131 032	2.100
20	15	10	185	199 131 023	199 131 033	2.100
25	20	10	350	199 131 024	199 131 034	2.200
32	25	10	700	199 131 025	199 131 035	2.300
40	32	10	1000	199 131 026	199 131 036	2.600
50	40	10	1600	199 131 027	199 131 037	3.000
63	50	10	3100	199 131 028	199 131 038	3.800
 75	65	10	5000	199 131 029	199 131 039	3.600
 90	80	10	7000	199 131 030	199 131 040	4.400
 110	100	10	11000	199 131 031	199 131 041	5.500

d [mm]	D [mm]	H [mm]	H1 [mm]	H2 [mm]	H3 [mm]	H5 [mm]	L [mm]	L1 [mm]	L2 [mm]	L3 [mm]	L4 [mm]	L5 [mm]	L6 [mm]	L7 [mm]
16	50	231	27	64	94	167	110	180	56	130	25	97	83	122
20	50	231	27	64	94	167	120	180	56	130	25	97	83	122
25	58	240	30	73	94	167	139	180	65	150	25	97	83	122
32	68	240	36	73	94	167	150	180	71	160	25	97	83	122
40	84	251	44	84	94	167	170	180	85	180	45	97	83	122
50	97	251	51	84	94	167	190	180	89	200	45	97	83	122
63	124	273	64	106	94	167	220	180	101	230	45	97	83	122
 75	166	346	85	156	94	190	280	180	136	290	70	98	83	122
 90	200	358	105	168	94	190	296	180	141	310	70	98	83	122
 110	238	365	123	175	94	190	336	180	164	350	120	98	83	122





PROGEF Standard
Ball valve type 131 100-230V
With manual emergency override
With fixed flanges PP-H serrated metric

Model:

- Material: PP-H
- For easy installation and removal
- Integrated stainless steel mounting inserts
- Voltage 100-230 V, 50-60 Hz
- Control range 90°<
- Built on with electric actuator EA21
- Control time 5 s/90°<
- Overall length according to EN 558
- Connecting dimensions: ISO 7005 / EN 1092 / DIN 2501 PN10 / BS4504

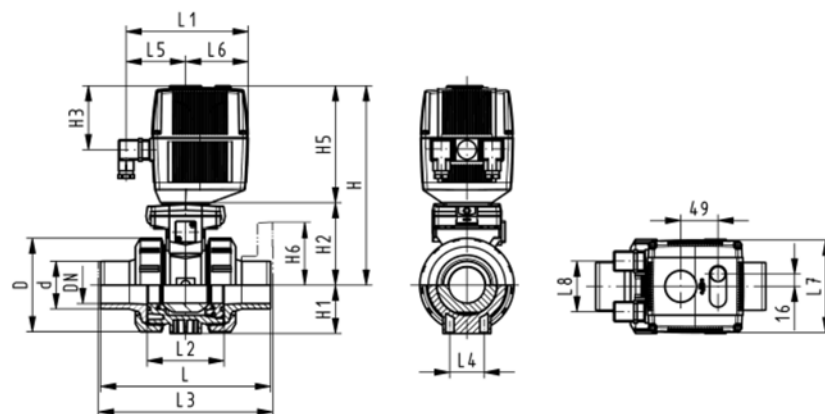
Option:

- Individual configuration of the valve (see form)

d [mm]	DN [mm]	Inch	PN	kv-value ($\Delta p=1$ bar) [l/min]	EPDM Code	FPM Code	kg
20	15	½	10	185	199 131 083	199 131 093	2.300
25	20	¾	10	350	199 131 084	199 131 094	2.500
32	25	1	10	700	199 131 085	199 131 095	2.700
40	32	1 ¼	10	1000	199 131 086	199 131 096	3.200
50	40	1 ½	10	1600	199 131 087	199 131 097	3.700
63	50	2	10	3100	199 131 088	199 131 098	4.800

d [mm]	D [mm]	H [mm]	H1 [mm]	H2 [mm]	H3 [mm]	H5 [mm]	H6 [mm]	L [mm]	L1 [mm]	L2 [mm]	L3 [mm]	L4 [mm]	L5 [mm]	L6 [mm]	L7 [mm]
20	50	231	27	64	94	167	48	120	180	56	130	25	97	83	122
25	58	240	30	73	94	167	53	140	180	65	150	25	97	83	122
32	68	240	36	73	94	167	58	150	180	71	160	25	97	83	122
40	84	251	44	84	94	167	70	170	180	85	180	45	97	83	122
50	97	251	51	84	94	167	75	190	180	89	200	45	97	83	122
63	124	273	64	106	94	167	165	220	180	101	230	45	97	83	122

d [mm]	L8 [mm]
20	66
25	66
32	66
40	66
50	66
63	66





PROGEF Standard Ball valve type 131 100-230V With manual emergency override With backing flanges PP-st metric

Model:

- Material: PP-H
- For easy installation and removal
- Integrated stainless steel mounting inserts
- Voltage 100-230 V, 50-60 Hz
- Control range 90°<
- Assignment of actuators: EA21 (DN10/15-50), EA31 (DN65-100 if available)
- Image and drawing DN65-100 please see "**New product ball valve DN65-100**"
- Control time: EA21: 5s/90°<, EA31: 15s/90°<
- Overall length according to EN 558
- Connecting dimension: ISO 7005, EN 1092, BS 4504, DIN 2501

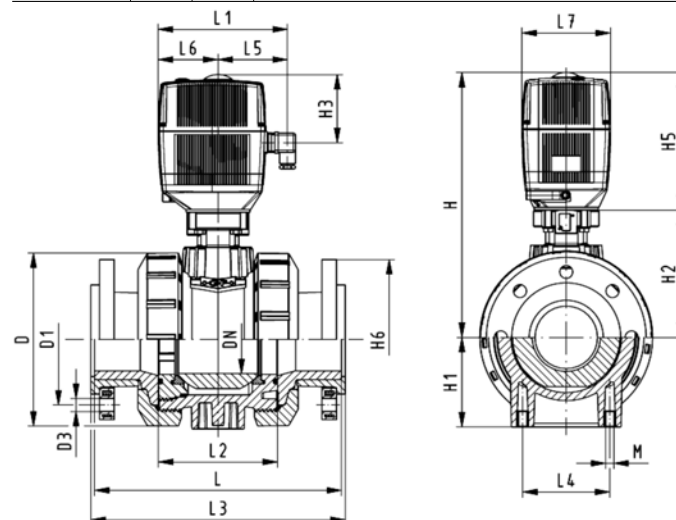
Option:

- Individual configuration of the valve (see form)

d [mm]	DN [mm]	Inch	PN	kv-value ($\Delta p=1$ bar) [l/min]	EPDM Code	FPM Code	kg
75	65	2 ½	10	5000	199 131 129	199 131 139	7.900
90	80	3	10	7000	199 131 130	199 131 140	9.600
110	100	4	10	11000	199 131 131	199 131 141	12.700

d [mm]	D [mm]	H [mm]	H1 [mm]	H2 [mm]	H3 [mm]	H5 [mm]	H6 [mm]	L [mm]	L1 [mm]	L2 [mm]	L3 [mm]	L4 [mm]	L5 [mm]	L6 [mm]
75	166	346	85	156	94	190	93	280	180	136	290	70	98	83
90	200	358	105	168	94	190	100	296	180	141	310	70	98	83
110	238	365	123	175	94	190	110	336	180	164	350	120	98	83

d [mm]	L7 [mm]	L8 [mm]
75	122	66
90	122	66
110	122	66





PROGEF Standard
Ball valve type 131 100-230V
With manual emergency override
With butt fusion spigots IR-Plus SDR11 metric

Model:

- Material: PP-H
- For easy installation and removal
- Integrated stainless steel mounting inserts
- Voltage 100-230 V, 50-60 Hz
- Control range 90°<
- Assignment of actuators: EA21 (DN10/15-50), EA31 (DN65-100 if available)
- Image and drawing DN65-100 please see **"New product ball valve DN65-100"**
- Control time: EA21: 5s/90°<, EA31: 15s/90°<

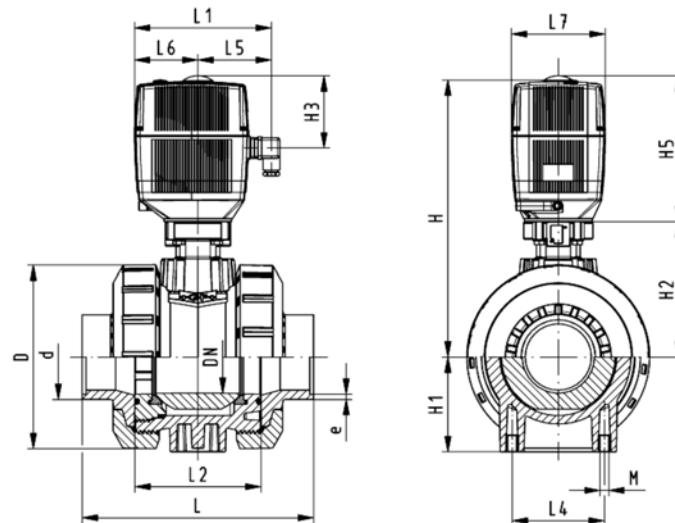
Option:

- Individual configuration of the valve (see form)

d [mm]	DN [mm]	PN	kv-value ($\Delta p=1$ bar) [l/min]	EPDM Code	FPM Code	kg
75	65	10	5000	199 131 329	199 131 339	3.600
90	80	10	7000	199 131 330	199 131 340	4.400
110	100	10	11000	199 131 331	199 131 341	5.500

d [mm]	D [mm]	H [mm]	H1 [mm]	H2 [mm]	H3 [mm]	H5 [mm]	L [mm]	L1 [mm]	L2 [mm]	L3 [mm]	L4 [mm]	L5 [mm]	L6 [mm]	L7 [mm]
75	166	346	85	156	94	190	266	180	136	290	70	98	83	122
90	200	358	105	168	94	190	264	180	141	310	70	98	83	122
110	238	365	123	175	94	190	301	180	164	350	120	98	83	122

d [mm]	e [mm]
75	8.2
90	9.9
110	12.0





PROGEF Standard
Ball valve type 131 100-230V
With manual emergency override
With butt fusion spigots SDR17.6 metric

Model:

- Material: PP-H
- For easy installation and removal
- Integrated stainless steel mounting inserts
- Voltage 100-230 V, 50-60 Hz
- Control range 90°<
- Assignment of actuators: EA21 (DN10/15-50), EA31 (DN65-100 if available)
- Image and drawing DN65-100 please see **"New product ball valve DN65-100"**
- Control time: EA21: 5s/90°<, EA31: 15s/90°<

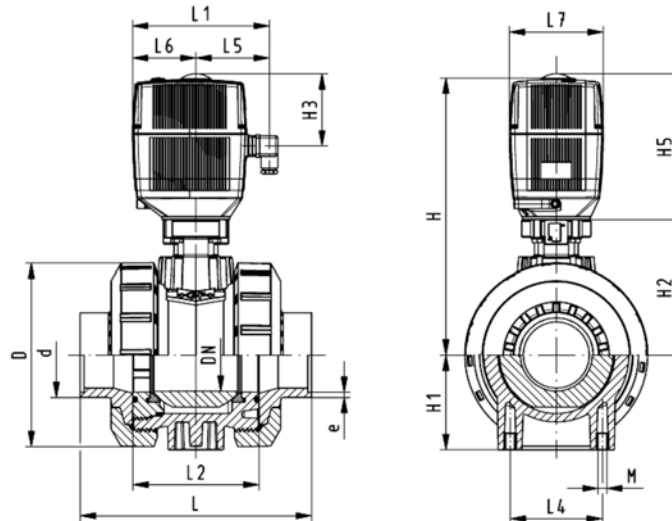
Option:

- Individual configuration of the valve (see form)

d [mm]	DN [mm]	PN	kv-value ($\Delta p=1$ bar) [l/min]	EPDM Code	FPM Code	kg
75	65	10	5000	199 131 729	199 131 739	3.600
90	80	10	7000	199 131 730	199 131 740	4.400
110	100	10	11000	199 131 731	199 131 741	5.500

d [mm]	D [mm]	H [mm]	H1 [mm]	H2 [mm]	H3 [mm]	H5 [mm]	L [mm]	L1 [mm]	L2 [mm]	L3 [mm]	L4 [mm]	L5 [mm]	L6 [mm]	L7 [mm]
75	166	346	85	156	94	190	266	180	136	290	70	98	83	122
90	200	358	105	168	94	190	264	180	141	310	70	98	83	122
110	238	365	123	175	94	190	301	180	164	350	120	98	83	122

d [mm]	e [mm]
75	4.6
90	5.5
110	6.7








PROGEF Standard Ball valve type 131 24V With manual emergency override With fusion sockets metric




Model:

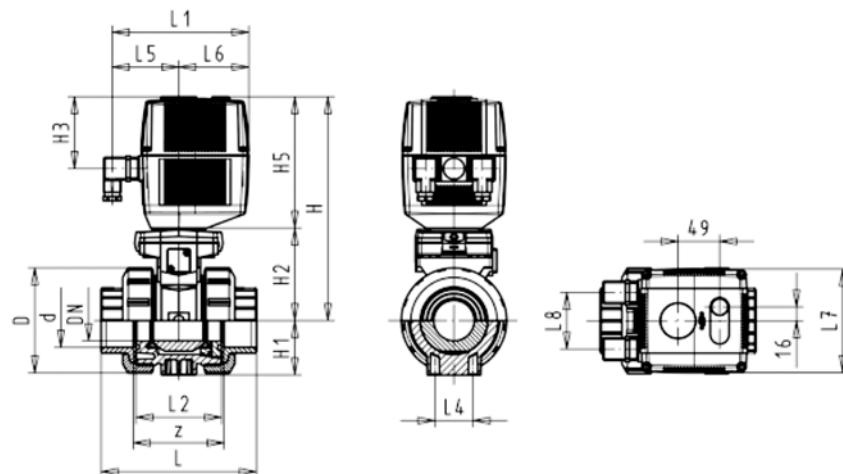
- Material: PP-H
- For easy installation and removal
- Integrated stainless steel mounting inserts
- Voltage 24 V AC/DC
- Control range 90°<
- Assignment of actuators: EA21 (DN10/15-50), EA31 (DN65-100 if available)
- Image and drawing DN65-100 please see "**New product ball valve DN65-100**"
- Control time: EA21: 5s/90°<, EA31: 15s/90°<

Option:

- Individual configuration of the valve (see form)

d [mm]	DN [mm]	PN	kv-value ($\Delta p=1$ bar) [l/min]	EPDM Code	FPM Code	kg	
16	10	10	70	199 131 042	199 131 052	2.100	
20	15	10	185	199 131 043	199 131 053	2.100	
25	20	10	350	199 131 044	199 131 054	2.200	
32	25	10	700	199 131 045	199 131 055	2.300	
40	32	10	1000	199 131 046	199 131 056	2.600	
50	40	10	1600	199 131 047	199 131 057	3.000	
63	50	10	3100	199 131 048	199 131 058	3.800	
 75	65	10	5000	199 131 049	199 131 059	3.600	
 90	80	10	7000	199 131 050	199 131 060	4.300	
 110	100	10	11000	199 131 051	199 131 061	5.500	

d [mm]	D [mm]	H [mm]	H1 [mm]	H2 [mm]	H3 [mm]	H5 [mm]	L [mm]	L1 [mm]	L2 [mm]	L4 [mm]	L5 [mm]	L6 [mm]	L7 [mm]	z [mm]
16	50	231	27	64	94	167	93	180	56	25	97	83	122	67
20	50	231	27	64	94	167	95	180	56	25	97	83	122	66
25	58	240	30	73	94	167	108	180	65	25	97	83	122	77
32	68	240	36	73	94	167	118	180	71	25	97	83	122	83
40	84	251	44	84	94	167	137	180	85	45	97	83	122	99
50	97	251	51	84	94	167	147	180	89	45	97	83	122	105
63	124	273	64	106	94	167	168	180	101	45	97	83	122	117
 75	166	346	85	156	94	190	233	180	136	70	98	83	122	167
 90	200	358	105	168	94	190	254	180	141	70	98	83	122	180
 110	238	365	123	175	94	190	301	180	164	120	98	83	122	215








PROGEF Standard Ball valve type 131 24V With manual emergency override With socket fusion spigots metric




Model:

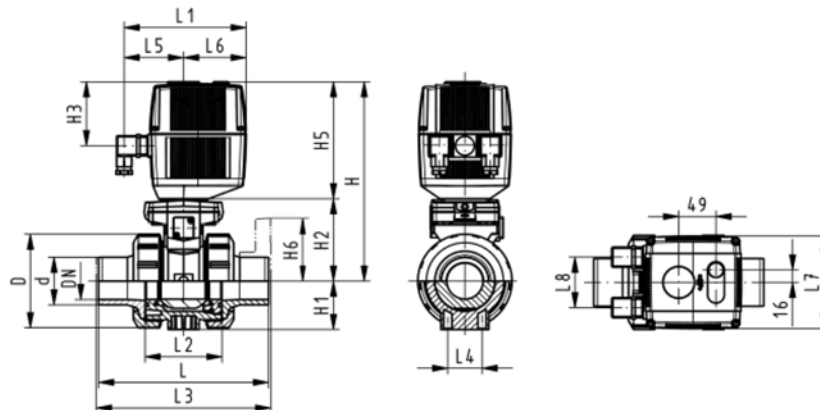
- Material: PP-H
- For easy installation and removal
- Integrated stainless steel mounting inserts
- Voltage 24 V AC/DC
- Control range 90°<
- Assignment of actuators: EA21 (DN10/15-50), EA31 (DN65-100 if available)
- Image and drawing DN65-100 please see **"New product ball valve DN65-100"**
- Control time: EA21: 5s/90°<, EA31: 15s/90°<

Option:

- Individual configuration of the valve (see form)

d [mm]	DN [mm]	PN	kv-value ($\Delta p=1$ bar) [l/min]	EPDM Code	FPM Code	kg	
16	10	10	70	199 131 062	199 131 072	2.100	
20	15	10	185	199 131 063	199 131 073	2.100	
25	20	10	350	199 131 064	199 131 074	2.200	
32	25	10	700	199 131 065	199 131 075	2.300	
40	32	10	1000	199 131 066	199 131 076	2.600	
50	40	10	1600	199 131 067	199 131 077	3.000	
63	50	10	3100	199 131 068	199 131 078	3.800	
 75	65	10	5000	199 131 069	199 131 079	3.600	
 90	80	10	7000	199 131 070	199 131 080	4.400	
 110	100	10	11000	199 131 071	199 131 081	5.500	

d [mm]	D [mm]	H [mm]	H1 [mm]	H2 [mm]	H3 [mm]	H5 [mm]	L [mm]	L1 [mm]	L2 [mm]	L3 [mm]	L4 [mm]	L5 [mm]	L6 [mm]	L7 [mm]
16	50	231	27	64	94	167	110	180	56	130	25	97	83	122
20	50	231	27	64	94	167	120	180	56	130	25	97	83	122
25	58	240	30	73	94	167	139	180	65	150	25	97	83	122
32	68	240	36	73	94	167	150	180	71	160	25	97	83	122
40	84	251	44	84	94	167	170	180	85	180	45	97	83	122
50	97	251	51	84	94	167	190	180	89	200	45	97	83	122
63	124	273	64	106	94	167	220	180	101	230	45	97	83	122
 75	166	346	85	156	94	190	280	180	136	290	70	98	83	122
 90	200	358	105	168	94	190	296	180	141	310	70	98	83	122
 110	238	365	123	175	94	190	336	180	164	350	120	98	83	122





PROGEF Standard
Ball valve type 131 24V
With manual emergency override
With fixed flanges PP-H serrated metric

Model:

- Material: PP-H
- For easy installation and removal
- Integrated stainless steel mounting inserts
- Voltage 24 V AC/DC
- Control range 90°<
- Built on with electric actuator EA21
- Control time 5 s/90°<
- Overall length according to EN 558
- Connecting dimensions: ISO 7005 / EN 1092 / DIN 2501 PN10 / BS4504

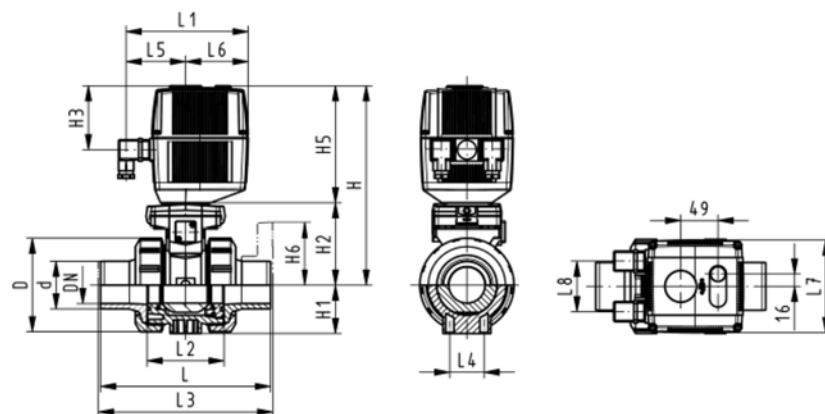
Option:

- Individual configuration of the valve (see form)

d [mm]	DN [mm]	Inch	PN	kv-value ($\Delta p=1$ bar) [l/min]	EPDM Code	FPM Code	kg
20	15	½	10	185	199 131 103	199 131 113	2.300
25	20	¾	10	350	199 131 104	199 131 114	2.500
32	25	1	10	700	199 131 105	199 131 115	2.700
40	32	1 ¼	10	1000	199 131 106	199 131 116	3.200
50	40	1 ½	10	1600	199 131 107	199 131 117	3.700
63	50	2	10	3100	199 131 108	199 131 118	4.800

d [mm]	D [mm]	H [mm]	H1 [mm]	H2 [mm]	H3 [mm]	H5 [mm]	H6 [mm]	L [mm]	L1 [mm]	L2 [mm]	L3 [mm]	L4 [mm]	L5 [mm]	L6 [mm]	L7 [mm]
20	50	231	27	64	94	167	48	120	180	56	130	25	97	83	122
25	58	240	30	73	94	167	53	140	180	65	150	25	97	83	122
32	68	240	36	73	94	167	58	150	180	71	160	25	97	83	122
40	84	251	44	84	94	167	70	170	180	85	180	45	97	83	122
50	97	251	51	84	94	167	75	190	180	89	200	45	97	83	122
63	124	273	64	106	94	167	165	220	180	101	230	45	97	83	122

d [mm]	L8 [mm]
20	66
25	66
32	66
40	66
50	66
63	66





PROGEF Standard Ball valve type 131 24V With manual emergency override With backing flanges PP-st metric

Model:

- Material: PP-H
- For easy installation and removal
- Integrated stainless steel mounting inserts
- Voltage 24 V AC/DC
- Control range 90°<
- Assignment of actuators: EA21 (DN10/15-50), EA31 (DN65-100 if available)
- Image and drawing DN65-100 please see "**New product ball valve DN65-100**"
- Control time: EA21: 5s/90°<, EA31: 15s/90°<
- Overall length according to EN 558
- Connecting dimension: ISO 7005, EN 1092, BS 4504, DIN 2501

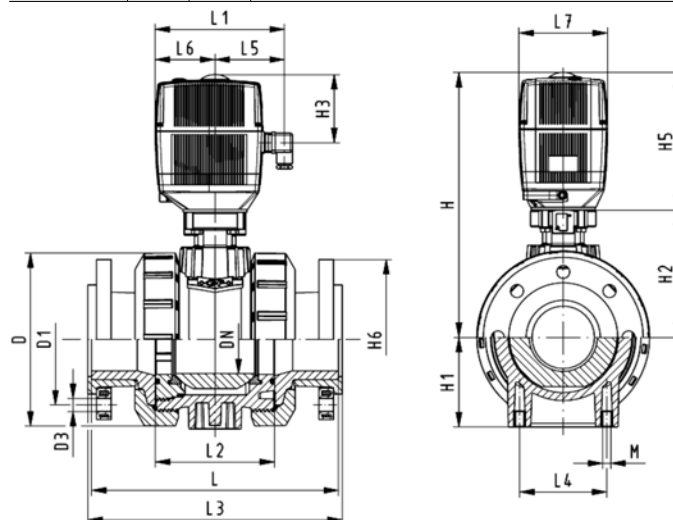
Option:

- Individual configuration of the valve (see form)

d [mm]	DN [mm]	Inch	PN	kv-value ($\Delta p=1$ bar) [l/min]	EPDM Code	FPM Code	kg
75	65	2 ½	10	5000	199 131 149	199 131 159	7.900
90	80	3	10	7000	199 131 150	199 131 160	9.600
110	100	4	10	11000	199 131 151	199 131 161	12.700

d [mm]	D [mm]	H [mm]	H1 [mm]	H2 [mm]	H3 [mm]	H5 [mm]	H6 [mm]	L [mm]	L1 [mm]	L2 [mm]	L3 [mm]	L4 [mm]	L5 [mm]	L6 [mm]
75	166	346	85	156	94	190	93	280	180	136	290	70	98	83
90	200	358	105	168	94	190	100	296	180	141	310	70	98	83
110	238	365	123	175	94	190	110	336	180	164	350	120	98	83

d [mm]	L7 [mm]	L8 [mm]
75	122	66
90	122	66
110	122	66





PROGEF Standard Ball valve type 131 24V With manual emergency override With butt fusion spigots IR-Plus SDR11 metric

Model:

- Material: PP-H
- For easy installation and removal
- Integrated stainless steel mounting inserts
- Voltage 24 V AC/DC
- Control range 90°<
- Assignment of actuators: EA21 (DN10/15-50), EA31 (DN65-100 if available)
- Image and drawing DN65-100 please see "**New product ball valve DN65-100**"
- Control time: EA21: 5s/90°<, EA31: 15s/90°<

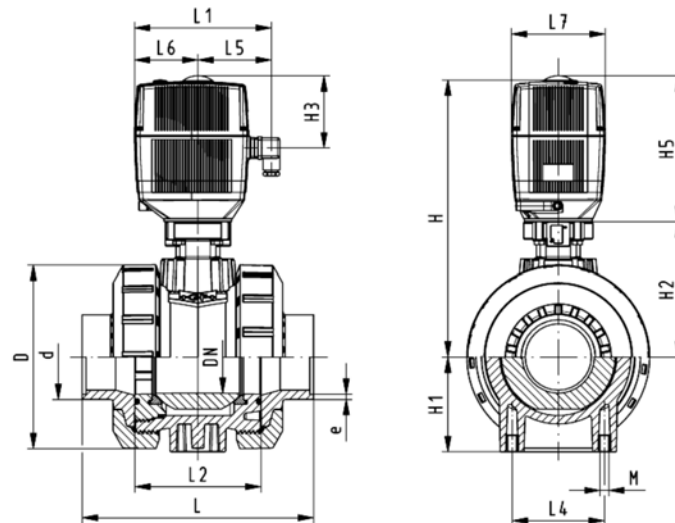
Option:

- Individual configuration of the valve (see form)

d [mm]	DN [mm]	PN	kv-value ($\Delta p=1$ bar) [l/min]	EPDM Code	FPM Code	kg
75	65	10	5000	199 131 369	199 131 379	3.600
90	80	10	7000	199 131 370	199 131 380	4.400
110	100	10	11000	199 131 371	199 131 381	5.500

d [mm]	D [mm]	H [mm]	H1 [mm]	H2 [mm]	H3 [mm]	H5 [mm]	L [mm]	L1 [mm]	L2 [mm]	L3 [mm]	L4 [mm]	L5 [mm]	L6 [mm]	L7 [mm]
75	166	346	85	156	94	190	266	180	136	290	70	98	83	122
90	200	358	105	168	94	190	264	180	141	310	70	98	83	122
110	238	365	123	175	94	190	301	180	164	350	120	98	83	122

d [mm]	e [mm]
75	8.2
90	9.9
110	12.0





PROGEF Standard
Ball valve type 131 24V
With manual emergency override
With butt fusion spigots SDR17.6 metric

Model:

- Material: PP-H
- For easy installation and removal
- Integrated stainless steel mounting inserts
- Voltage 24 V AC/DC
- Control range 90°<
- Assignment of actuators: EA21 (DN10/15-50), EA31 (DN65-100 if available)
- Image and drawing DN65-100 please see "**New product ball valve DN65-100**"
- Control time: EA21: 5s/90°<, EA31: 15s/90°<

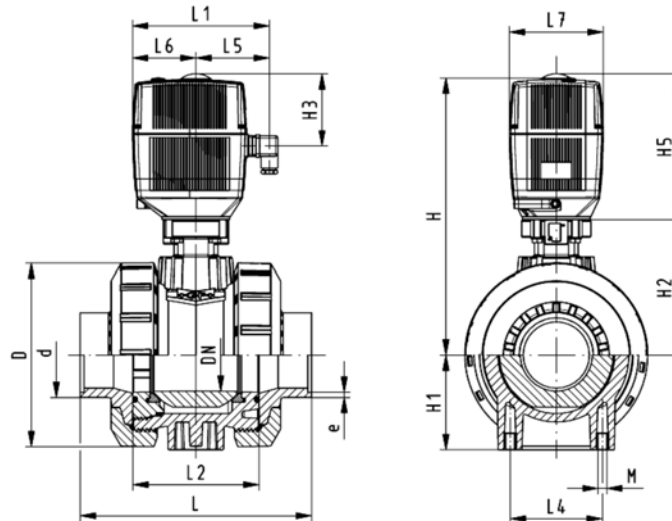
Option:

- Individual configuration of the valve (see form)

d [mm]	DN [mm]	PN	kv-value ($\Delta p=1$ bar) [l/min]	EPDM Code	FPM Code	kg
75	65	10	5000	199 131 769	199 131 779	3.600
90	80	10	7000	199 131 770	199 131 780	4.400
110	100	10	11000	199 131 771	199 131 781	5.500

d [mm]	D [mm]	H [mm]	H1 [mm]	H2 [mm]	H3 [mm]	H5 [mm]	L [mm]	L1 [mm]	L2 [mm]	L3 [mm]	L4 [mm]	L5 [mm]	L6 [mm]	L7 [mm]
75	166	346	85	156	94	190	266	180	136	290	70	98	83	122
90	200	358	105	168	94	190	264	180	141	310	70	98	83	122
110	238	365	123	175	94	190	301	180	164	350	120	98	83	122

d [mm]	e [mm]
75	4.6
90	5.5
110	6.7





PROGEF Standard Ball valve type 131 100-230V With manual emergency override With backing flanges PP-st ASTM

Model:

- Material: PP-H
- For easy installation and removal
- Voltage 100-230 V, 50-60 Hz
- Control range 90°<
- Integrated stainless steel mounting inserts
- Assignment of actuators: EA21 (DN10/15-50), EA31 (DN65-100 if available)
- Image and drawing DN65-100 please see **"New product ball valve DN65-100"**
- Control time: EA21: 5s/90°<, EA31: 15s/90°<
- Overall length according to EN 558
- Connecting dimension ANSI/ASME B 16.5 / ASTM D 4024

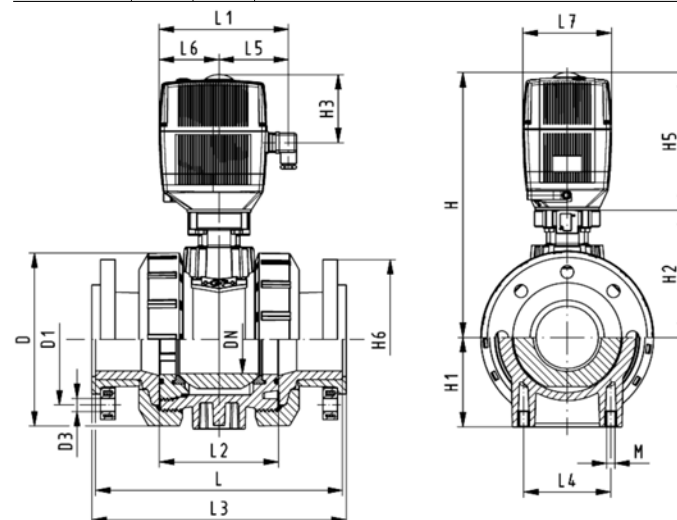
Option:

- Individual configuration of the valve (see form)

d [mm]	DN [mm]	Inch	PN	kv-value ($\Delta p=1$ bar) [l/min]	EPDM Code	FPM Code	kg
75	65	2 ½	10	5000	199 131 529	199 131 539	10.500
90	80	3	10	7000	199 131 530	199 131 540	13.200
110	100	4	10	11000	199 131 531	199 131 541	18.400

d [mm]	D [mm]	H [mm]	H1 [mm]	H2 [mm]	H3 [mm]	H5 [mm]	H6 [mm]	L [mm]	L1 [mm]	L2 [mm]	L3 [mm]	L4 [mm]	L5 [mm]	L6 [mm]
75	166	346	85	156	94	190	93	280	180	136	290	70	98	83
90	200	358	105	168	94	190	100	296	180	141	310	70	98	83
110	238	365	123	175	94	190	110	336	180	164	350	120	98	83

d [mm]	L7 [mm]	L8 [mm]
75	122	66
90	122	66
110	122	66





PROGEF Standard
Ball valve type 131 100-230V
With manual emergency override
With threaded sockets NPT

Model:

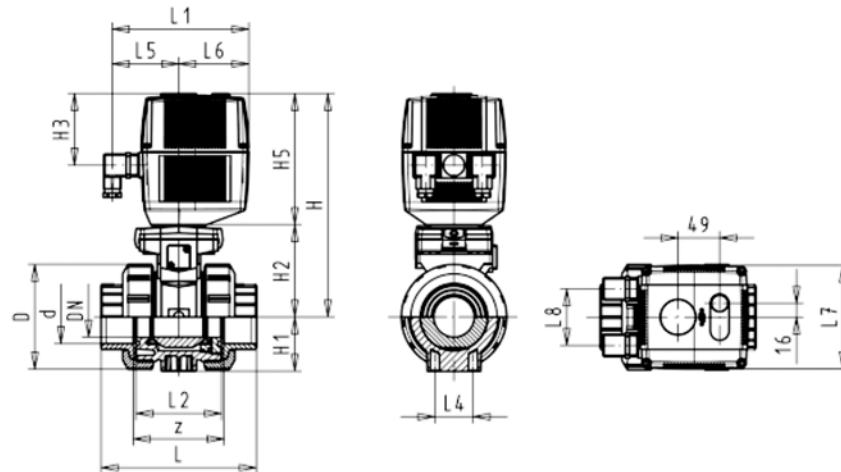
- Material: PP-H
- For easy installation and removal
- Voltage 100-230 V, 50-60 Hz
- Control range 90°<
- Integrated stainless steel mounting inserts
- Built on with electric actuator EA21
- Control time 5 s/90°<

Option:

- Individual configuration of the valve (see form)

Inch	DN [mm]	PN	kv-value ($\Delta p=1$ bar) [l/min]	EPDM Code	FPM Code
3/8	10	10	70	199 131 402	199 131 412
1/2	15	10	185	199 131 403	199 131 413
3/4	20	10	350	199 131 404	199 131 414
1	25	10	700	199 131 405	199 131 415
1 1/4	32	10	1000	199 131 406	199 131 416
1 1/2	40	10	1600	199 131 407	199 131 417
2	50	10	3100	199 131 408	199 131 418

Inch	D [mm]	H [mm]	H1 [mm]	H2 [mm]	H3 [mm]	H5 [mm]	L [mm]	L1 [mm]	L2 [mm]	L4 [mm]	L5 [mm]	L6 [mm]	L7 [mm]	z [mm]
3/8	50	231	27	64	94	167	96	180	56	25	97	83	122	71
1/2	50	231	27	64	94	167	99	180	56	25	97	83	122	64
3/4	58	240	30	73	94	167	111	180	65	25	97	83	122	76
1	68	240	36	73	94	167	127	180	71	25	97	83	122	83
1 1/4	84	251	44	84	94	167	146	180	85	45	97	83	122	100
1 1/2	97	251	51	84	94	167	157	180	89	45	97	83	122	111
2	124	273	64	106	94	167	183	180	101	45	97	83	122	134





PROGEF Standard Ball valve type 131 24V With manual emergency override With backing flanges PP-st ASTM

Model:

- Material: PP-H
- Voltage 24 V AC/DC
- Control range 90°<
- For easy installation and removal
- Integrated stainless steel mounting inserts
- Assignment of actuators: EA21 (DN10/15-50), EA31 (DN65-100 if available)
- Image and drawing DN65-100 please see **"New product ball valve DN65-100"**
- Control time: EA21: 5s/90°<, EA31: 15s/90°<
- Overall length according to EN 558
- Connecting dimension ANSI/ASME B 16.5 / ASTM D 4024

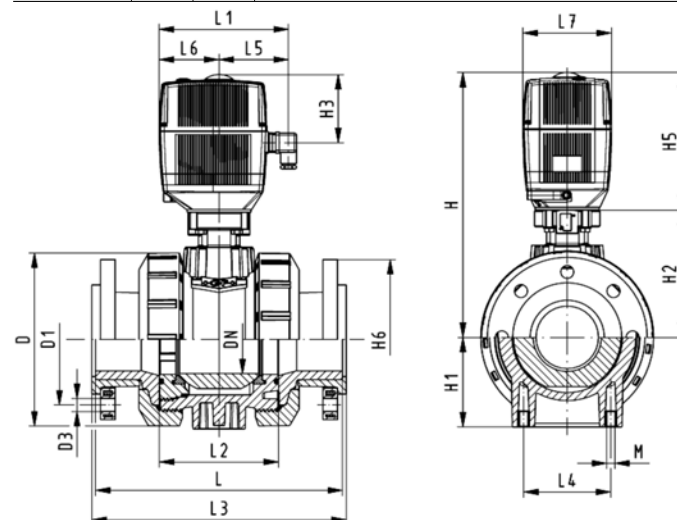
Option:

- Individual configuration of the valve (see form)

d [mm]	DN [mm]	Inch	PN	kv-value ($\Delta p=1$ bar) [l/min]	EPDM Code	FPM Code	kg
75	65	2 1/2	10	5000	199 131 549	199 131 559	10.500
90	80	3	10	7000	199 131 550	199 131 560	13.200
110	100	4	10	11000	199 131 551	199 131 561	18.400

d [mm]	D [mm]	H [mm]	H1 [mm]	H2 [mm]	H3 [mm]	H5 [mm]	H6 [mm]	L [mm]	L1 [mm]	L2 [mm]	L3 [mm]	L4 [mm]	L5 [mm]	L6 [mm]
75	166	346	85	156	94	190	93	280	180	136	290	70	98	83
90	200	358	105	168	94	190	100	296	180	141	310	70	98	83
110	238	365	123	175	94	190	110	336	180	164	350	120	98	83

d [mm]	L7 [mm]	L8 [mm]
75	122	66
90	122	66
110	122	66





PROGEF Standard
Ball valve type 131 24V
With manual emergency override
With threaded sockets NPT

Model:

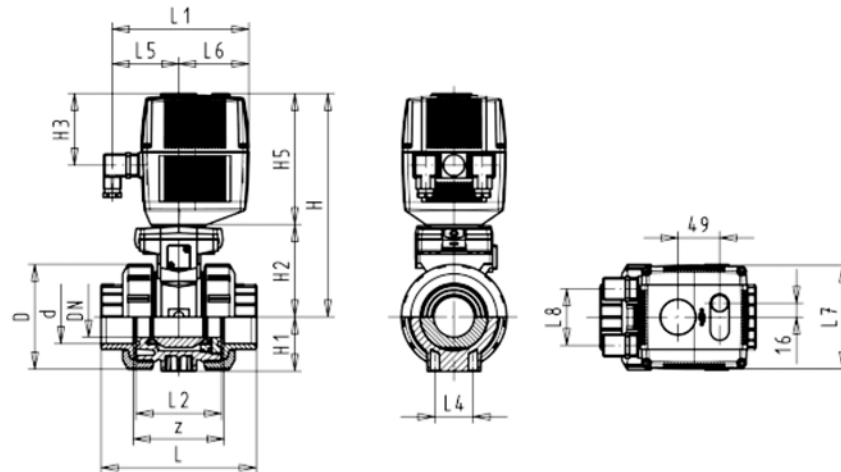
- Material: PP-H
- Voltage 24 V AC/DC
- Control range 90°<
- For easy installation and removal
- Integrated stainless steel mounting inserts
- Built on with electric actuator EA21
- Control time 5 s/90°<

Option:

- Individual configuration of the valve (see form)

Inch	DN [mm]	PN	kv-value ($\Delta p=1$ bar) [l/min]	EPDM Code	FPM Code
3/8	10	10	70	199 131 422	199 131 432
1/2	15	10	185	199 131 423	199 131 433
3/4	20	10	350	199 131 424	199 131 434
1	25	10	700	199 131 425	199 131 435
1 1/4	32	10	1000	199 131 426	199 131 436
1 1/2	40	10	1600	199 131 427	199 131 437
2	50	10	3100	199 131 428	199 131 438

Inch	D [mm]	H [mm]	H1 [mm]	H2 [mm]	H3 [mm]	H5 [mm]	L [mm]	L1 [mm]	L2 [mm]	L4 [mm]	L5 [mm]	L6 [mm]	L7 [mm]	z [mm]
3/8	50	231	27	64	94	167	96	180	56	25	97	83	122	71
1/2	50	231	27	64	94	167	99	180	56	25	97	83	122	64
3/4	58	240	30	73	94	167	111	180	65	25	97	83	122	76
1	68	240	36	73	94	167	127	180	71	25	97	83	122	83
1 1/4	84	251	44	84	94	167	146	180	85	45	97	83	122	100
1 1/2	97	251	51	84	94	167	157	180	89	45	97	83	122	111
2	124	273	64	106	94	167	183	180	101	45	97	83	122	134





PROGEF Standard
3-Way ball valve type 176
Horizontal/L-port 100-230V
With manual emergency override
With fusion sockets metric

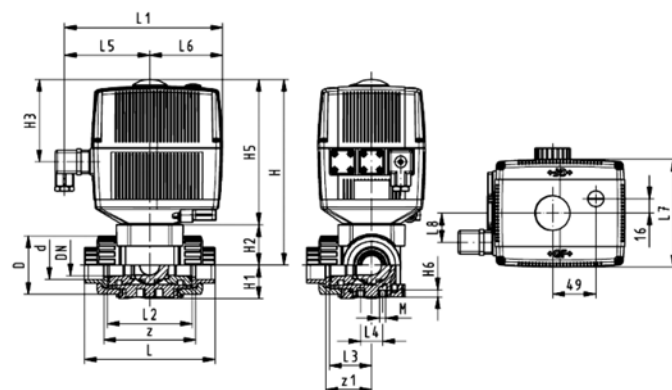
Model:

- Material: PP-H
- Assignment of actuators: EA21 (DN10/15-50), EA31 (DN65-100 if available)
- Voltage 100-230 V, 50-60 Hz
- Control range 90°<
- Control time 5 s/90°<
- For easy installation and removal
- Integrated stainless steel mounting inserts

d [mm]	DN [mm]	PN	kv-value ($\Delta p=1$ bar) [l/min]	EPDM Code	FPM Code	kg
16	10	10	50	199 176 022	199 176 032	2.051
20	15	10	75	199 176 023	199 176 033	2.051
25	20	10	150	199 176 024	199 176 034	2.174
32	25	10	280	199 176 025	199 176 035	2.297
40	32	10	480	199 176 026	199 176 036	2.522
50	40	10	620	199 176 027	199 176 037	2.886
63	50	10	1230	199 176 028	199 176 038	3.818

d [mm]	D [mm]	H [mm]	H1 [mm]	H2 [mm]	H3 [mm]	H5 [mm]	H6 [mm]	L [mm]	L1 [mm]	L2 [mm]	L3 [mm]	L4 [mm]	L5 [mm]	L6 [mm]	L7 [mm]
16	46	197	29	31	93	166	8	108	182	70	36	25	99	83	122
20	46	197	29	31	93	166	8	111	182	70	36	25	99	83	122
25	56	205	33	39	93	166	8	131	182	86	43	25	99	83	122
32	67	210	38	44	93	166	8	148	182	96	48	25	99	83	122
40	82	216	44	50	93	166	9	177	182	114	58	45	99	83	122
50	98	229	50	63	93	166	9	205	182	137	69	45	99	83	122
63	121	242	61	76	93	166	9	261	182	179	90	45	99	83	122

d [mm]	L8 [mm]	M	z [mm]	z1 [mm]
16	33	6	78	39
20	33	6	79	40
25	33	6	95	48
32	33	6	108	54
40	33	8	133	67
50	33	8	155	78
63	33	8	203	102





PROGEF Standard
3-Way ball valve type 176
Horizontal/L-port 100-230V
With manual emergency override
With socket fusion spigots

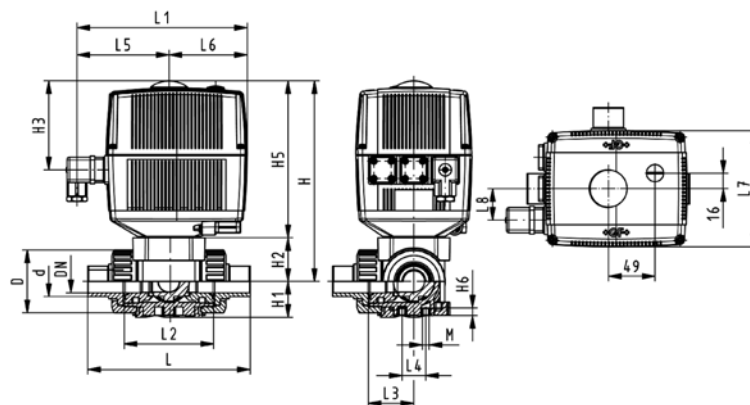
Model:

- Material: PP-H
- Assignment of actuators: EA21 (DN10/15-50), EA31 (DN65-100 if available)
- Voltage 100-230 V, 50-60 Hz
- Control range 90°<
- Control time 5 s/90°<
- For easy installation and removal
- Integrated stainless steel mounting inserts

d [mm]	DN [mm]	PN	kv-value ($\Delta p=1$ bar) [l/min]	EPDM Code	FPM Code	kg
16	10	10	75	199 176 002	199 176 012	2.051
20	15	10	75	199 176 003	199 176 013	2.051
25	20	10	150	199 176 004	199 176 014	2.174
32	25	10	280	199 176 005	199 176 015	2.297
40	32	10	480	199 176 006	199 176 016	2.522
50	40	10	620	199 176 007	199 176 017	2.886
63	50	10	1230	199 176 008	199 176 018	3.818

d [mm]	D [mm]	H [mm]	H1 [mm]	H2 [mm]	H3 [mm]	H5 [mm]	H6 [mm]	L [mm]	L1 [mm]	L2 [mm]	L3 [mm]	L4 [mm]	L5 [mm]	L6 [mm]	L7 [mm]
16	46	197	29	31	93	166	8	119	182	70	36	25	99	83	122
20	46	197	29	31	93	166	8	133	182	70	36	25	99	83	122
25	56	205	33	39	93	166	8	155	182	86	43	25	99	83	122
32	67	210	38	44	93	166	8	170	182	96	48	25	99	83	122
40	82	216	44	50	93	166	9	201	182	114	58	45	99	83	122
50	98	229	50	63	93	166	9	236	182	137	69	45	99	83	122
63	121	242	61	76	93	166	9	286	182	179	90	45	99	83	122

d [mm]	L8 [mm]	M
16	33	6
20	33	6
25	33	6
32	33	6
40	33	8
50	33	8
63	33	8





PROGEF Standard
3-Way ball valve type 176
Horizontal/L-port 100-230V
With manual emergency override
With threaded sockets Rp

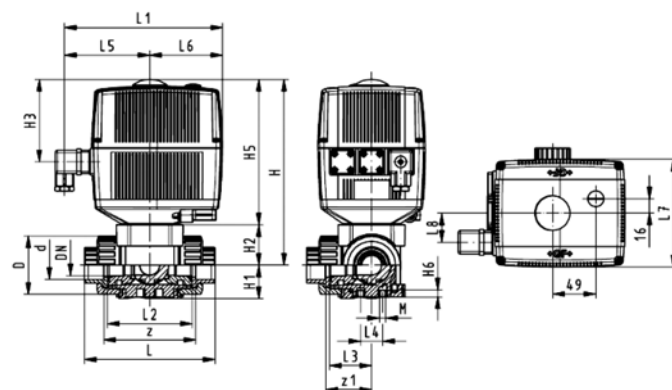
Model:

- Material: PP-H
- Assignment of actuators: EA21 (DN10/15-50), EA31 (DN65-100 if available)
- Voltage 100-230 V, 50-60 Hz
- Control range 90°<
- Control time 5 s/90°<
- For easy installation and removal
- Integrated stainless steel mounting inserts

Inch	DN [mm]	PN	kv-value ($\Delta p=1$ bar) [l/min]	EPDM Code	FPM Code	kg
3/8	10	10	50	199 176 122	199 176 132	2.051
1/2	15	10	75	199 176 123	199 176 133	2.051
3/4	20	10	150	199 176 124	199 176 134	2.174
1	25	10	280	199 176 125	199 176 135	2.297
1 1/4	32	10	480	199 176 126	199 176 136	2.522
1 1/2	40	10	620	199 176 127	199 176 137	2.886
2	50	10	1230	199 176 128	199 176 138	3.818

Inch	D [mm]	H [mm]	H1 [mm]	H2 [mm]	H3 [mm]	H5 [mm]	H6 [mm]	L [mm]	L1 [mm]	L2 [mm]	L3 [mm]	L4 [mm]	L5 [mm]	L6 [mm]	L7 [mm]
3/8	46	197	29	31	93	166	8	108	182	70	36	25	99	83	122
1/2	46	197	29	31	93	166	8	111	182	70	36	25	99	83	122
3/4	56	205	33	39	93	166	8	131	182	86	43	25	99	83	122
1	67	210	38	44	93	166	8	148	182	96	48	25	99	83	122
1 1/4	82	216	44	50	93	166	9	177	182	114	58	45	99	83	122
1 1/2	98	229	50	63	93	166	9	205	182	137	69	45	99	83	122
2	121	242	61	76	93	166	9	261	182	179	90	45	99	83	122

Inch	L8 [mm]	M	z [mm]	z1 [mm]
3/8	33	6	78	39
1/2	33	6	79	40
3/4	33	6	95	48
1	33	6	108	54
1 1/4	33	8	133	67
1 1/2	33	8	155	78
2	33	8	203	102





PROGEF Standard
3-Way ball valve type 176
Horizontal/L-port 100-230V
With manual emergency override
With butt fusion spigots metric

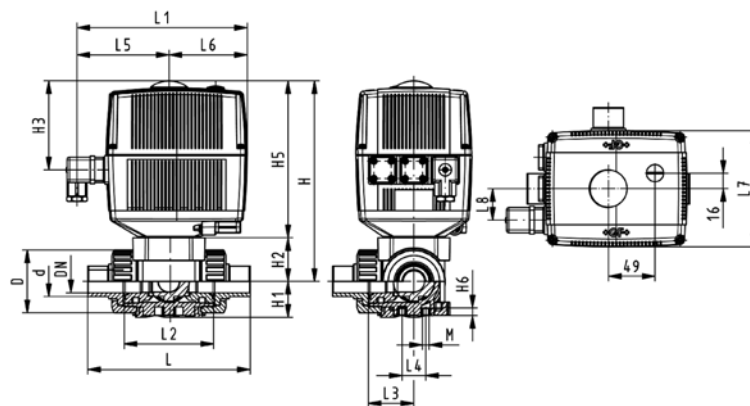
Model:

- Material: PP-H
- Assignment of actuators: EA21 (DN10/15-50), EA31 (DN65-100 if available)
- Voltage 100-230 V, 50-60 Hz
- Control range 90°<
- Control time 5 s/90°<
- For easy installation and removal
- Integrated stainless steel mounting inserts

d [mm]	DN [mm]	PN	kv-value ($\Delta p=1$ bar) [l/min]	EPDM Code	FPM Code	kg
20	15	10	75	199 176 083	199 176 093	2.051
25	20	10	150	199 176 084	199 176 094	2.174
32	25	10	280	199 176 085	199 176 095	2.297
40	32	10	480	199 176 086	199 176 096	2.522
50	40	10	620	199 176 087	199 176 097	2.886
63	50	10	1230	199 176 088	199 176 098	3.818

d [mm]	D [mm]	H [mm]	H1 [mm]	H2 [mm]	H3 [mm]	H5 [mm]	H6 [mm]	L [mm]	L1 [mm]	L2 [mm]	L3 [mm]	L4 [mm]	L5 [mm]	L6 [mm]	L7 [mm]
20	46	197	29	31	93	166	8	133	182	70	36	25	99	83	122
25	56	205	33	39	93	166	8	155	182	86	43	25	99	83	122
32	67	210	38	44	93	166	8	170	182	96	48	25	99	83	122
40	82	216	44	50	93	166	9	201	182	114	58	45	99	83	122
50	98	229	50	63	93	166	9	236	182	137	69	45	99	83	122
63	121	242	61	76	93	166	9	286	182	179	90	45	99	83	122

d [mm]	L8 [mm]	M
20	33	6
25	33	6
32	33	6
40	33	8
50	33	8
63	33	8





PROGEF Standard
3-Way ball valve type 176
Horizontal/L-port 24V
With manual emergency override
With fusion sockets metric

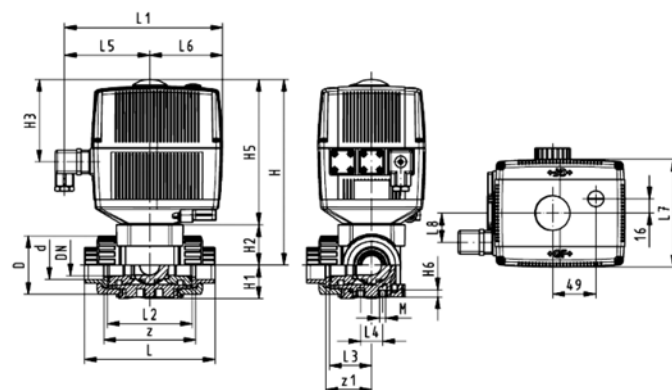
Model:

- Material: PP-H
- Assignment of actuators: EA21 (DN10/15-50), EA31 (DN65-100 if available)
- Voltage 24 V AC/DC
- Control range 90°<
- Control time 5 s/90°<
- For easy installation and removal
- Integrated stainless steel mounting inserts

d [mm]	DN [mm]	PN	kv-value ($\Delta p=1$ bar) [l/min]	EPDM Code	FPM Code	kg
16	10	10	50	199 176 182	199 176 192	2.051
20	15	10	75	199 176 183	199 176 193	2.051
25	20	10	150	199 176 184	199 176 194	2.174
32	25	10	280	199 176 185	199 176 195	2.297
40	32	10	480	199 176 186	199 176 196	2.522
50	40	10	620	199 176 187	199 176 197	2.886
63	50	10	1230	199 176 188	199 176 198	3.818

d [mm]	D [mm]	H [mm]	H1 [mm]	H2 [mm]	H3 [mm]	H5 [mm]	H6 [mm]	L [mm]	L1 [mm]	L2 [mm]	L3 [mm]	L4 [mm]	L5 [mm]	L6 [mm]	L7 [mm]
16	46	197	29	31	93	166	8	108	182	70	36	25	99	83	122
20	46	197	29	31	93	166	8	111	182	70	36	25	99	83	122
25	56	205	33	39	93	166	8	131	182	86	43	25	99	83	122
32	67	210	38	44	93	166	8	148	182	96	48	25	99	83	122
40	82	216	44	50	93	166	9	177	182	114	58	45	99	83	122
50	98	229	50	63	93	166	9	205	182	137	69	45	99	83	122
63	121	242	61	76	93	166	9	261	182	179	90	45	99	83	122

d [mm]	L8 [mm]	M	z [mm]	z1 [mm]
16	33	6	78	39
20	33	6	79	40
25	33	6	95	48
32	33	6	108	54
40	33	8	133	67
50	33	8	155	78
63	33	8	203	102





PROGEF Standard
3-Way ball valve type 176
Horizontal/L-port 24V
With manual emergency override
With socket fusion spigots

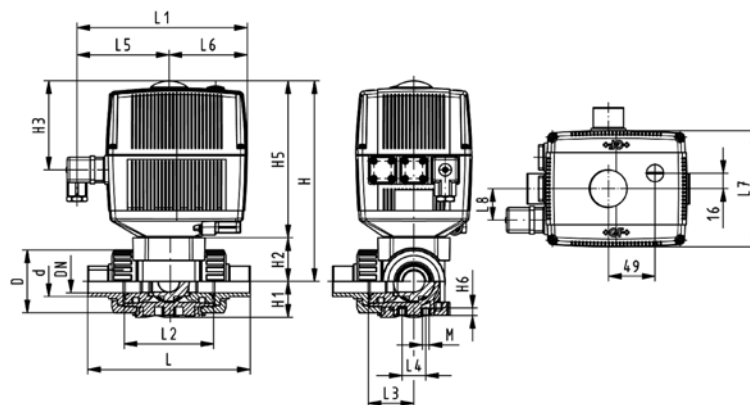
Model:

- Material: PP-H
- Assignment of actuators: EA21 (DN10/15-50), EA31 (DN65-100 if available)
- Voltage 24 V AC/DC
- Control range 90°<
- Control time 5 s/90°<
- For easy installation and removal
- Integrated stainless steel mounting inserts

d [mm]	DN [mm]	PN	kv-value ($\Delta p=1$ bar) [l/min]	EPDM Code	FPM Code	kg
16	10	10	75	199 176 162	199 176 172	2.051
20	15	10	75	199 176 163	199 176 173	2.051
25	20	10	150	199 176 164	199 176 174	2.174
32	25	10	280	199 176 165	199 176 175	2.297
40	32	10	480	199 176 166	199 176 176	2.522
50	40	10	620	199 176 167	199 176 177	2.886
63	50	10	1230	199 176 168	199 176 178	3.818

d [mm]	D [mm]	H [mm]	H1 [mm]	H2 [mm]	H3 [mm]	H5 [mm]	H6 [mm]	L [mm]	L1 [mm]	L2 [mm]	L3 [mm]	L4 [mm]	L5 [mm]	L6 [mm]	L7 [mm]
16	46	197	29	31	93	166	8	119	182	70	36	25	99	83	122
20	46	197	29	31	93	166	8	133	182	70	36	25	99	83	122
25	56	205	33	39	93	166	8	155	182	86	43	25	99	83	122
32	67	210	38	44	93	166	8	170	182	96	48	25	99	83	122
40	82	216	44	50	93	166	9	201	182	114	58	45	99	83	122
50	98	229	50	63	93	166	9	236	182	137	69	45	99	83	122
63	121	242	61	76	93	166	9	286	182	179	90	45	99	83	122

d [mm]	L8 [mm]	M
16	33	6
20	33	6
25	33	6
32	33	6
40	33	8
50	33	8
63	33	8





PROGEF Standard 3-Way ball valve type 176 Horizontal/L-port 24V With manual emergency override With threaded sockets Rp

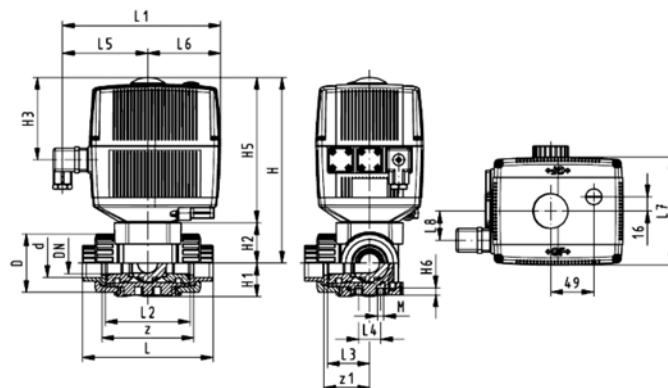
Model:

- Material: PP-H
- Assignment of actuators: EA21 (DN10/15-50), EA31 (DN65-100 if available)
- Voltage 24 V AC/DC
- Control range 90°<
- Control time 5 s/90°<
- For easy installation and removal
- Integrated stainless steel mounting inserts

Inch	DN [mm]	PN	kv-value ($\Delta p=1$ bar) [l/min]	EPDM Code	FPM Code	kg
3/8	10	10	50	199 176 282	199 176 292	2.051
1/2	15	10	75	199 176 283	199 176 293	2.051
3/4	20	10	150	199 176 284	199 176 294	2.174
1	25	10	280	199 176 285	199 176 295	2.297
1 1/4	32	10	480	199 176 286	199 176 296	2.522
1 1/2	40	10	620	199 176 287	199 176 297	2.886
2	50	10	1230	199 176 288	199 176 298	3.818

Inch	D [mm]	H [mm]	H1 [mm]	H2 [mm]	H3 [mm]	H5 [mm]	H6 [mm]	L [mm]	L1 [mm]	L2 [mm]	L3 [mm]	L4 [mm]	L5 [mm]	L6 [mm]	L7 [mm]
3/8	46	197	29	31	93	166	8	108	182	70	36	25	99	83	122
1/2	46	197	29	31	93	166	8	111	182	70	36	25	99	83	122
3/4	56	205	33	39	93	166	8	131	182	86	43	25	99	83	122
1	67	210	38	44	93	166	8	148	182	96	48	25	99	83	122
1 1/4	82	216	44	50	93	166	9	177	182	114	58	45	99	83	122
1 1/2	98	229	50	63	93	166	9	205	182	137	69	45	99	83	122
2	121	242	61	76	93	166	9	261	182	179	90	45	99	83	122

Inch	L8 [mm]	M	z [mm]	z1 [mm]
3/8	33	6	78	39
1/2	33	6	79	40
3/4	33	6	95	48
1	33	6	108	54
1 1/4	33	8	133	67
1 1/2	33	8	155	78
2	33	8	203	102





PROGEF Standard
3-Way ball valve type 176
Horizontal/L-port 24V
With manual emergency override
With butt fusion spigots metric

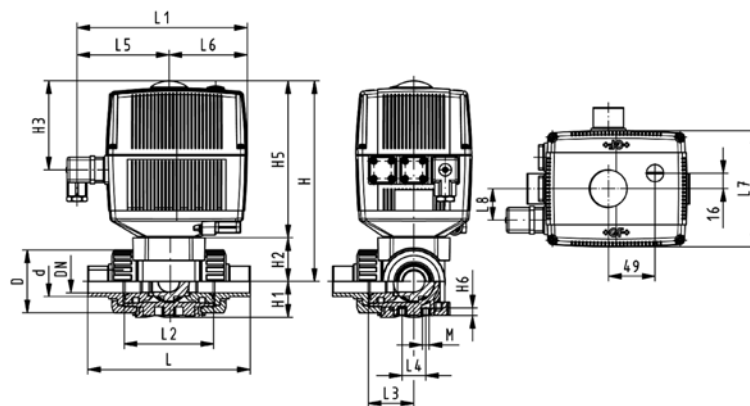
Model:

- Material: PP-H
- Assignment of actuators: EA21 (DN10/15-50), EA31 (DN65-100 if available)
- Voltage 24 V AC/DC
- Control range 90°<
- Control time 5 s/90°<
- For easy installation and removal
- Integrated stainless steel mounting inserts

d [mm]	DN [mm]	PN	kv-value ($\Delta p=1$ bar) [l/min]	EPDM Code	FPM Code	kg
20	15	10	75	199 176 243	199 176 253	2.051
25	20	10	150	199 176 244	199 176 254	2.174
32	25	10	280	199 176 245	199 176 255	2.297
40	32	10	480	199 176 246	199 176 256	2.522
50	40	10	620	199 176 247	199 176 257	2.886
63	50	10	1230	199 176 248	199 176 258	3.818

d [mm]	D [mm]	H [mm]	H1 [mm]	H2 [mm]	H3 [mm]	H5 [mm]	H6 [mm]	L [mm]	L1 [mm]	L2 [mm]	L3 [mm]	L4 [mm]	L5 [mm]	L6 [mm]	L7 [mm]
20	46	197	29	31	93	166	8	133	182	70	36	25	99	83	122
25	56	205	33	39	93	166	8	155	182	86	43	25	99	83	122
32	67	210	38	44	93	166	8	170	182	96	48	25	99	83	122
40	82	216	44	50	93	166	9	201	182	114	58	45	99	83	122
50	98	229	50	63	93	166	9	236	182	137	69	45	99	83	122
63	121	242	61	76	93	166	9	286	182	179	90	45	99	83	122

d [mm]	L8 [mm]	M
20	33	6
25	33	6
32	33	6
40	33	8
50	33	8
63	33	8





PROGEF Standard

3-Way ball valve type 176

Horizontal/T-port 100-230V

With manual emergency override

With fusion sockets metric

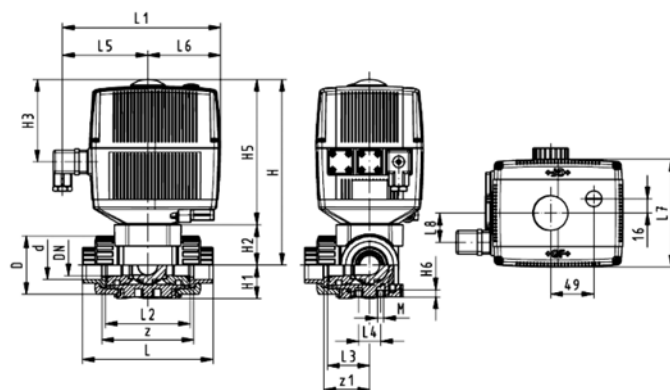
Model:

- Material: PP-H
- Assignment of actuators: EA21 (DN10/15-50), EA31 (DN65-100 if available)
- Voltage 100-230 V, 50-60 Hz
- Control range 90°<
- Control time 5 s/90°<
- For easy installation and removal
- Integrated stainless steel mounting inserts

d [mm]	DN [mm]	PN	kv-value ($\Delta p=1$ bar) [l/min]	EPDM Code	FPM Code	kg
16	10	10	140	199 176 062	199 176 072	2.051
20	15	10	200	199 176 063	199 176 073	2.051
25	20	10	470	199 176 064	199 176 074	2.174
32	25	10	793	199 176 065	199 176 075	2.297
40	32	10	1290	199 176 066	199 176 076	2.522
50	40	10	1910	199 176 067	199 176 077	2.886
63	50	10	3100	199 176 068	199 176 078	3.818

d [mm]	D [mm]	H [mm]	H1 [mm]	H2 [mm]	H3 [mm]	H5 [mm]	H6 [mm]	L [mm]	L1 [mm]	L2 [mm]	L3 [mm]	L4 [mm]	L5 [mm]	L6 [mm]	L7 [mm]
16	46	197	29	31	93	166	8	108	182	70	36	25	99	83	122
20	46	197	29	31	93	166	8	111	182	70	36	25	99	83	122
25	56	205	33	39	93	166	8	131	182	86	43	25	99	83	122
32	67	210	38	44	93	166	8	148	182	96	48	25	99	83	122
40	82	216	44	50	93	166	9	177	182	114	58	45	99	83	122
50	98	229	50	63	93	166	9	205	182	137	69	45	99	83	122
63	121	242	61	76	93	166	9	261	182	179	90	45	99	83	122

d [mm]	L8 [mm]	M	z [mm]	z1 [mm]
16	33	6	78	39
20	33	6	79	40
25	33	6	95	48
32	33	6	108	54
40	33	8	133	67
50	33	8	155	78
63	33	8	203	102





PROGEF Standard
3-Way ball valve type 176
Horizontal/T-port 100-230V
With manual emergency override
With socket fusion spigots

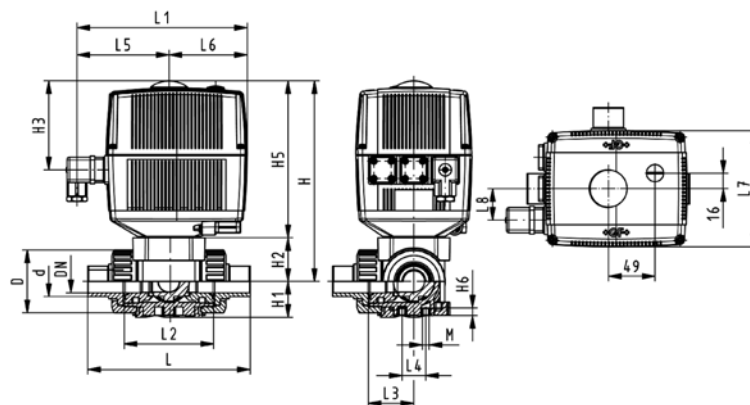
Model:

- Material: PP-H
- Assignment of actuators: EA21 (DN10/15-50), EA31 (DN65-100 if available)
- Voltage 100-230 V, 50-60 Hz
- Control range 90°<
- Control time 5 s/90°<
- For easy installation and removal
- Integrated stainless steel mounting inserts

d [mm]	DN [mm]	PN	kv-value ($\Delta p=1$ bar) [l/min]	EPDM Code	FPM Code	kg
16	10	10	200	199 176 042	199 176 052	2.051
20	15	10	200	199 176 043	199 176 053	2.051
25	20	10	470	199 176 044	199 176 054	2.174
32	25	10	793	199 176 045	199 176 055	2.297
40	32	10	1290	199 176 046	199 176 056	2.522
50	40	10	1910	199 176 047	199 176 057	2.886
63	50	10	3100	199 176 048	199 176 058	3.818

d [mm]	D [mm]	H [mm]	H1 [mm]	H2 [mm]	H3 [mm]	H5 [mm]	H6 [mm]	L [mm]	L1 [mm]	L2 [mm]	L3 [mm]	L4 [mm]	L5 [mm]	L6 [mm]	L7 [mm]
16	46	197	29	31	93	166	8	119	182	70	36	25	99	83	122
20	46	197	29	31	93	166	8	133	182	70	36	25	99	83	122
25	56	205	33	39	93	166	8	155	182	86	43	25	99	83	122
32	67	210	38	44	93	166	8	170	182	96	48	25	99	83	122
40	82	216	44	50	93	166	9	201	182	114	58	45	99	83	122
50	98	229	50	63	93	166	9	236	182	137	69	45	99	83	122
63	121	242	61	76	93	166	9	286	182	179	90	45	99	83	122

d [mm]	L8 [mm]	M
16	33	6
20	33	6
25	33	6
32	33	6
40	33	8
50	33	8
63	33	8





PROGEF Standard 3-Way ball valve type 176 Horizontal/T-port 100-230V With manual emergency override With threaded sockets Rp

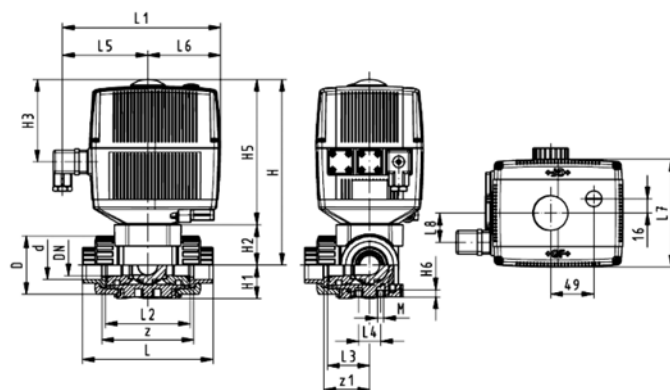
Model:

- Material: PP-H
- Assignment of actuators: EA21 (DN10/15-50), EA31 (DN65-100 if available)
- Voltage 100-230 V, 50-60 Hz
- Control range 90°<
- Control time 5 s/90°<
- For easy installation and removal
- Integrated stainless steel mounting inserts

Inch	DN [mm]	PN	kv-value ($\Delta p=1$ bar) [l/min]	EPDM Code	FPM Code	kg	
3/8	10	10	140	199 176 142	199 176 152	2.051	
1/2	15	10	200	199 176 143	199 176 153	2.051	
3/4	20	10	470	199 176 144	199 176 154	2.174	
1	25	10	793	199 176 145	199 176 155	2.297	
1 1/4	32	10	1290	199 176 146	199 176 156	2.522	
1 1/2	40	10	1910	199 176 147	199 176 157	2.886	
2	50	10	3100	199 176 148	199 176 158	3.818	

Inch	D [mm]	H [mm]	H1 [mm]	H2 [mm]	H3 [mm]	H5 [mm]	H6 [mm]	L [mm]	L1 [mm]	L2 [mm]	L3 [mm]	L4 [mm]	L5 [mm]	L6 [mm]	L7 [mm]
3/8	46	197	29	31	93	166	8	108	182	70	36	25	99	83	122
1/2	46	197	29	31	93	166	8	111	182	70	36	25	99	83	122
3/4	56	205	33	39	93	166	8	131	182	86	43	25	99	83	122
1	67	210	38	44	93	166	8	148	182	96	48	25	99	83	122
1 1/4	82	216	44	50	93	166	9	177	182	114	58	45	99	83	122
1 1/2	98	229	50	63	93	166	9	205	182	137	69	45	99	83	122
2	121	242	61	76	93	166	9	261	182	179	90	45	99	83	122

Inch	L8 [mm]	M	z [mm]	z1 [mm]
3/8	33	6	78	39
1/2	33	6	79	40
3/4	33	6	95	48
1	33	6	108	54
1 1/4	33	8	133	67
1 1/2	33	8	155	78
2	33	8	203	102





PROGEF Standard
3-Way ball valve type 176
Horizontal/T-port 100-230V
With manual emergency override
With butt fusion spigots metric

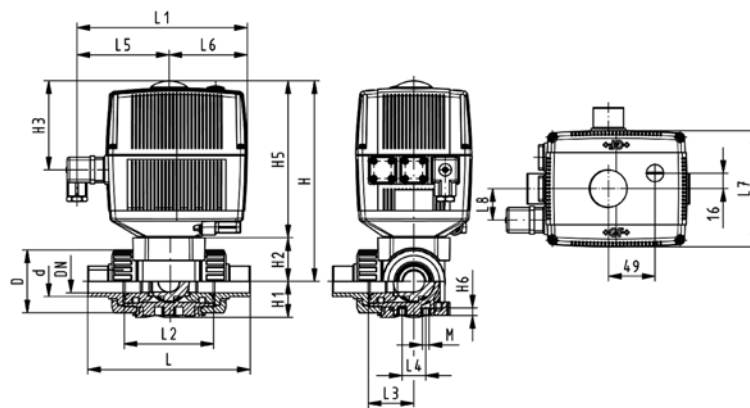
Model:

- Material: PP-H
- Assignment of actuators: EA21 (DN10/15-50), EA31 (DN65-100 if available)
- Voltage 100-230 V, 50-60 Hz
- Control range 90°<
- Control time 5 s/90°<
- For easy installation and removal
- Integrated stainless steel mounting inserts

d [mm]	DN [mm]	PN	kv-value ($\Delta p=1$ bar) [l/min]	EPDM Code	FPM Code	kg
20	15	10	200	199 176 103	199 176 113	2.051
25	20	10	470	199 176 104	199 176 114	2.174
32	25	10	793	199 176 105	199 176 115	2.297
40	32	10	1290	199 176 106	199 176 116	2.522
50	40	10	1910	199 176 107	199 176 117	2.886
63	50	10	3100	199 176 108	199 176 118	3.818

d [mm]	D [mm]	H [mm]	H1 [mm]	H2 [mm]	H3 [mm]	H5 [mm]	H6 [mm]	L [mm]	L1 [mm]	L2 [mm]	L3 [mm]	L4 [mm]	L5 [mm]	L6 [mm]	L7 [mm]
20	46	197	29	31	93	166	8	133	182	70	36	25	99	83	122
25	56	205	33	39	93	166	8	155	182	86	43	25	99	83	122
32	67	210	38	44	93	166	8	170	182	96	48	25	99	83	122
40	82	216	44	50	93	166	9	201	182	114	58	45	99	83	122
50	98	229	50	63	93	166	9	236	182	137	69	45	99	83	122
63	121	242	61	76	93	166	9	286	182	179	90	45	99	83	122

d [mm]	L8 [mm]	M
20	33	6
25	33	6
32	33	6
40	33	8
50	33	8
63	33	8





PROGEF Standard

3-Way ball valve type 176

Horizontal/T-port 24V

With manual emergency override

With fusion sockets metric

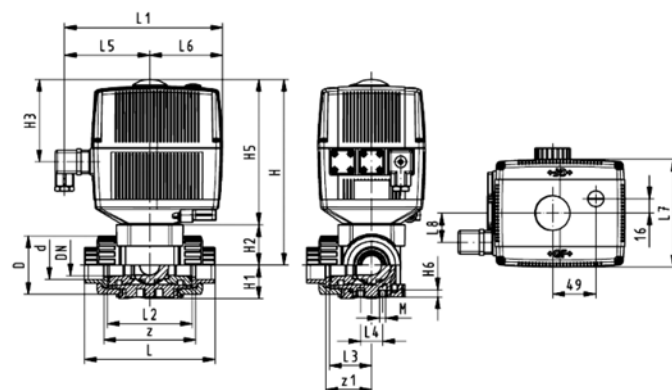
Model:

- Material: PP-H
- Assignment of actuators: EA21 (DN10/15-50), EA31 (DN65-100 if available)
- Voltage 24 V AC/DC
- Control range 90°<
- Control time 5 s/90°<
- For easy installation and removal
- Integrated stainless steel mounting inserts

d [mm]	DN [mm]	PN	kv-value ($\Delta p=1$ bar) [l/min]	EPDM Code	FPM Code	kg
16	10	10	140	199 176 222	199 176 232	2.051
20	15	10	200	199 176 223	199 176 233	2.051
25	20	10	470	199 176 224	199 176 234	2.174
32	25	10	793	199 176 225	199 176 235	2.297
40	32	10	1290	199 176 226	199 176 236	2.522
50	40	10	1910	199 176 227	199 176 237	2.886
63	50	10	3100	199 176 228	199 176 238	3.818

d [mm]	D [mm]	H [mm]	H1 [mm]	H2 [mm]	H3 [mm]	H5 [mm]	H6 [mm]	L [mm]	L1 [mm]	L2 [mm]	L3 [mm]	L4 [mm]	L5 [mm]	L6 [mm]	L7 [mm]
16	46	197	29	31	93	166	8	108	182	70	36	25	99	83	122
20	46	197	29	31	93	166	8	111	182	70	36	25	99	83	122
25	56	205	33	39	93	166	8	131	182	86	43	25	99	83	122
32	67	210	38	44	93	166	8	148	182	96	48	25	99	83	122
40	82	216	44	50	93	166	9	177	182	114	58	45	99	83	122
50	98	229	50	63	93	166	9	205	182	137	69	45	99	83	122
63	121	242	61	76	93	166	9	261	182	179	90	45	99	83	122

d [mm]	L8 [mm]	M	z [mm]	z1 [mm]
16	33	6	78	39
20	33	6	79	40
25	33	6	95	48
32	33	6	108	54
40	33	8	133	67
50	33	8	155	78
63	33	8	203	102





PROGEF Standard
3-Way ball valve type 176
Horizontal/T-port 24V
With manual emergency override
With socket fusion spigots

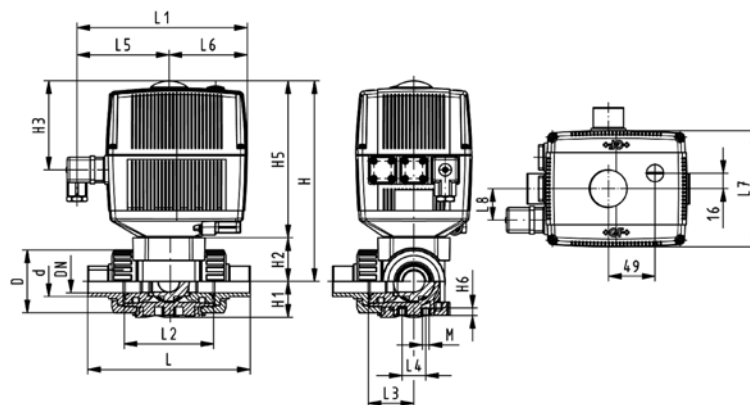
Model:

- Material: PP-H
- Assignment of actuators: EA21 (DN10/15-50), EA31 (DN65-100 if available)
- Voltage 24 V AC/DC
- Control range 90°<
- Control time 5 s/90°<
- For easy installation and removal
- Integrated stainless steel mounting inserts

d [mm]	DN [mm]	PN	kv-value ($\Delta p=1$ bar) [l/min]	EPDM Code	FPM Code	kg
16	10	10	200	199 176 202	199 176 212	2.051
20	15	10	200	199 176 203	199 176 213	2.051
25	20	10	470	199 176 204	199 176 214	2.174
32	25	10	793	199 176 205	199 176 215	2.297
40	32	10	1290	199 176 206	199 176 216	2.522
50	40	10	1910	199 176 207	199 176 217	2.886
63	50	10	3100	199 176 208	199 176 218	3.818

d [mm]	D [mm]	H [mm]	H1 [mm]	H2 [mm]	H3 [mm]	H5 [mm]	H6 [mm]	L [mm]	L1 [mm]	L2 [mm]	L3 [mm]	L4 [mm]	L5 [mm]	L6 [mm]	L7 [mm]
16	46	197	29	31	93	166	8	119	182	70	36	25	99	83	122
20	46	197	29	31	93	166	8	133	182	70	36	25	99	83	122
25	56	205	33	39	93	166	8	155	182	86	43	25	99	83	122
32	67	210	38	44	93	166	8	170	182	96	48	25	99	83	122
40	82	216	44	50	93	166	9	201	182	114	58	45	99	83	122
50	98	229	50	63	93	166	9	236	182	137	69	45	99	83	122
63	121	242	61	76	93	166	9	286	182	179	90	45	99	83	122

d [mm]	L8 [mm]	M
16	33	6
20	33	6
25	33	6
32	33	6
40	33	8
50	33	8
63	33	8





PROGEF Standard 3-Way ball valve type 176 Horizontal/T-port 24V With manual emergency override With threaded sockets Rp

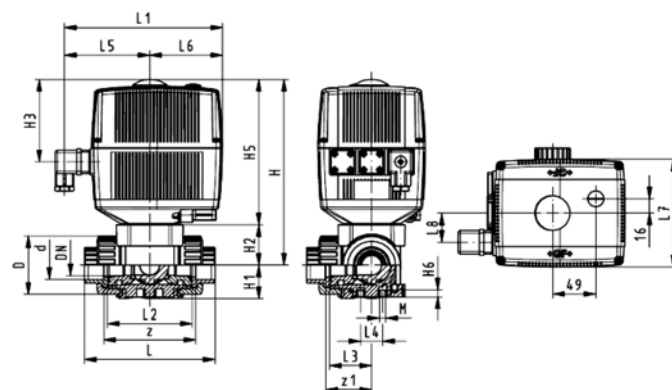
Model:

- Material: PP-H
- Assignment of actuators: EA21 (DN10/15-50), EA31 (DN65-100 if available)
- Voltage 24 V AC/DC
- Control range 90°<
- Control time 5 s/90°<
- For easy installation and removal
- Integrated stainless steel mounting inserts

Inch	DN [mm]	PN	kv-value ($\Delta p=1$ bar) [l/min]	EPDM Code	FPM Code	kg
3/8	10	10	140	199 176 302	199 176 312	2.051
1/2	15	10	200	199 176 303	199 176 313	2.051
3/4	20	10	470	199 176 304	199 176 314	2.174
1	25	10	793	199 176 305	199 176 315	2.297
1 1/4	32	10	1290	199 176 306	199 176 316	2.522
1 1/2	40	10	1910	199 176 307	199 176 317	2.886
2	50	10	3100	199 176 308	199 176 318	3.818

Inch	D [mm]	H [mm]	H1 [mm]	H2 [mm]	H3 [mm]	H5 [mm]	H6 [mm]	L [mm]	L1 [mm]	L2 [mm]	L3 [mm]	L4 [mm]	L5 [mm]	L6 [mm]	L7 [mm]
3/8	46	197	29	31	93	166	8	108	182	70	36	25	99	83	122
1/2	46	197	29	31	93	166	8	111	182	70	36	25	99	83	122
3/4	56	205	33	39	93	166	8	131	182	86	43	25	99	83	122
1	67	210	38	44	93	166	8	148	182	96	48	25	99	83	122
1 1/4	82	216	44	50	93	166	9	177	182	114	58	45	99	83	122
1 1/2	98	229	50	63	93	166	9	205	182	137	69	45	99	83	122
2	121	242	61	76	93	166	9	261	182	179	90	45	99	83	122

Inch	L8 [mm]	M	z [mm]	z1 [mm]
3/8	33	6	78	39
1/2	33	6	79	40
3/4	33	6	95	48
1	33	6	108	54
1 1/4	33	8	133	67
1 1/2	33	8	155	78
2	33	8	203	102





PROGEF Standard
3-Way ball valve type 176
Horizontal/T-port 24V
With manual emergency override
With butt fusion spigots metric

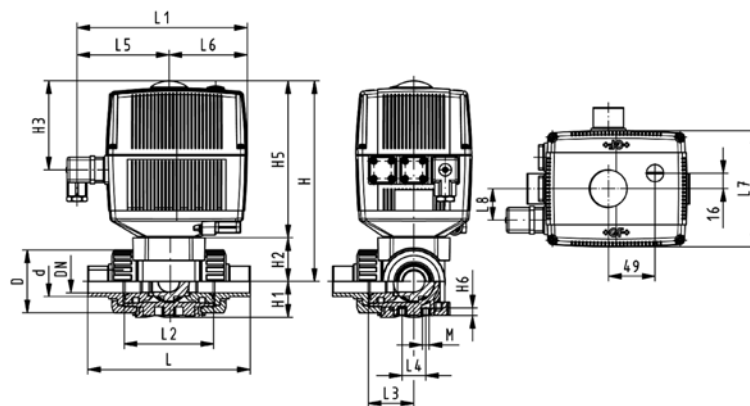
Model:

- Material: PP-H
- Assignment of actuators: EA21 (DN10/15-50), EA31 (DN65-100 if available)
- Voltage 24 V AC/DC
- Control range 90°<
- Control time 5 s/90°<
- For easy installation and removal
- Integrated stainless steel mounting inserts

d [mm]	DN [mm]	PN	kv-value ($\Delta p=1$ bar) [l/min]	EPDM Code	FPM Code	kg
20	15	10	200	199 176 263	199 176 273	2.051
25	20	10	470	199 176 264	199 176 274	2.174
32	25	10	793	199 176 265	199 176 275	2.297
40	32	10	1290	199 176 266	199 176 276	2.522
50	40	10	1910	199 176 267	199 176 277	2.886
63	50	10	3100	199 176 268	199 176 278	3.818

d [mm]	D [mm]	H [mm]	H1 [mm]	H2 [mm]	H3 [mm]	H5 [mm]	H6 [mm]	L [mm]	L1 [mm]	L2 [mm]	L3 [mm]	L4 [mm]	L5 [mm]	L6 [mm]	L7 [mm]
20	46	197	29	31	93	166	8	133	182	70	36	25	99	83	122
25	56	205	33	39	93	166	8	155	182	86	43	25	99	83	122
32	67	210	38	44	93	166	8	170	182	96	48	25	99	83	122
40	82	216	44	50	93	166	9	201	182	114	58	45	99	83	122
50	98	229	50	63	93	166	9	236	182	137	69	45	99	83	122
63	121	242	61	76	93	166	9	286	182	179	90	45	99	83	122

d [mm]	L8 [mm]	M
20	33	6
25	33	6
32	33	6
40	33	8
50	33	8
63	33	8



Copiable

Configurator GF ball valve type 546 PROGEF Standard

Ball Valve

- A01 Ball Valve 546
- A02 Linear Ball Valve

Material

- B05 PP-H

Dimension

- C05 d 16 DN 10 3/8"
- C06 d 20 DN 15 1/2"
- C07 d 25 DN 20 3/4"
- C08 d 32 DN 25 1"
- C09 d 40 DN 32 1 1/4"
- C10 d 50 DN 40 1 1/2"
- C11 d 63 DN 50 2"
- C12 DN 65 2 1/2"
- C13 DN 80 3"
- C14 DN 100 4"
- C15 DN 150 6"

Version

- D01 Standard, PTFE ball seal
- D02 oilfree, PTFE ball seal (only with specific connecting parts)
- D03 silicon-free, PTFE ball seal (only with specific connecting parts)
- D04 silicon-free, PVDF ball seal for metric (only with specific connecting parts)

Seals

- E01 EPDM seals
- E02 FPM seals
- E03 FFPM/KALREZ® seals

Threaded inserts

- F01 without threaded inserts
- F02 with threaded inserts

Connecting parts

- G30 PP-H Fusion socket metric
- G32 PP-H Socket fusion spigot metric
- G33 PP-H Threaded socket Rp reinforced
- G34 PP-H Threaded socket NPT reinforced
- G35 PP-H Butt fusion spigot SDR 11 metric IR-PLUS®
- G36 PP-H Butt fusion spigot SDR 17.6 metric
with this valve end the maximum nominal pressure is reduced to PN 6
- G37 PP-H Butt fusion spigot long SDR11 metric
- G43 PE-100 Butt fusion spigot long SDR11 metric
- G44 PE-100 Butt fusion spigot long SDR17.6 metric
- G63 Fixed flange PP-H serrated metric
- G72 Backing flange PP-steel metric
- G73 Backing flange PP-steel inch ANSI
- G77 Backing flange PP JIS with connecting parts
- G78 Backing flange PP-GF JIS
- G83 PP-H Valve end blank
- G40 PE-100 Fusion socket metric
- G41 PE-100 Butt fusion spigot SDR11 metric
- G42 PE-100 Butt fusion spigot SDR17.6 metric
- G43 PE-100 Butt fusion spigot long SDR11 metric
- G11 PVC-C Cement socket metric
- G13 PVC-C Cement socket inch ASTM
- G14 PVC-C Cement spigot metric
- G15 PVC-C Threaded socket Rp
- G16 PVC-C Threaded socket Rp reinforced
- G17 PVC-C Threaded socket NPT

Multi-functional module

- I01 No multi-functional module
- I02 Empty module
- I03 Module with 2 end switches Ag, Ni
- I04 Module with 2 end switches Au
- I05 Module with 2 inductive switches Namur
- I06 Module with 2 inductive switches PNP
- I07 Module with 2 inductive switches NPN

Lever

- K01 Standard lever red
- K02 Standard lever black
- K11 Multi-functional lever red

Mounting plate

- L01 without mounting plate
- L02 with mounting plate

A01	B05	C	D	E	F	G	G	I	K	L
------------	------------	----------	----------	----------	----------	----------	----------	----------	----------	----------

left right

You will find a large selection of different versions in our range of products. New system elements also provide you with new opportunities for use. In order for us to supply exactly the ball valve you need for you application, we have created a selection menu for you. (Der maximal zulässige Betriebsdruck des Kugelhahns ist PN 10).

We supply what you put together.

Copiable GF ball valve type 546 with pneumatic actuator

It's so easy to configurate the type 546:

With the configurator, you have a choice of new pneumatic actuators PA11 and PA21 in 2 optimized sizes including a large range of accessories.

We supply what you put together.



Pneumatic actuators PA11/PA21

- P01 Fail safe to close PA11/PA21
- P02 Fail safe to open PA11/21
- P03 Double acting PA11/21
- P30 Fail safe to close PA30/90
- P31 Fail safe to open PA30/90
- P32 Double acting PA30/90

Manual override

- Q01 without manual override
- Q02 with manual override

Stroke limiter

- R01 without stroke limiter
- R02 with stroke limiter

P	Q	R	
----------	----------	----------	--

Ball Valves Pneumatic



PROGEF Standard Ball valve type 231 FC (Fail safe to close) With manual override With fusion sockets metric

Model:

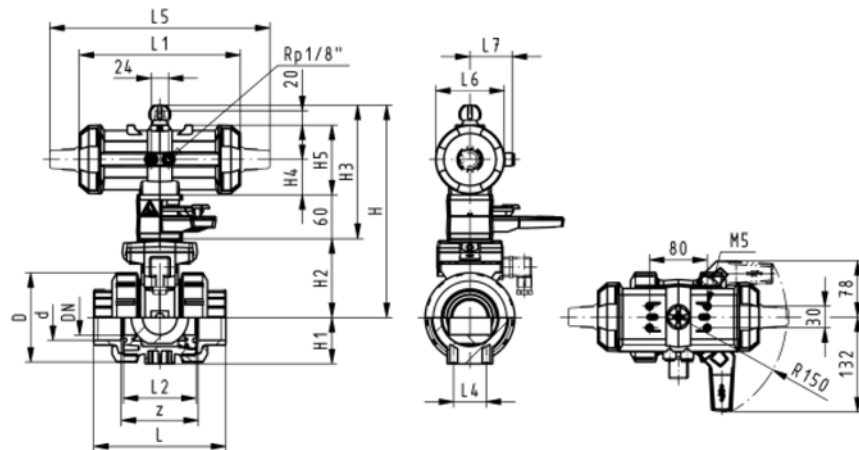
- Material: PP-H
- Built on with pneumatic actuator PA11 (DN10/15-25), PA21 (DN32-50)
- Control time $90^\circ <$ 1-2 s
- For easy installation and removal
- Integrated stainless steel mounting inserts

Option:

- Individual configuration of the valve (see form)

d [mm]	DN [mm]	PN	kv-value ($\Delta p=1$ bar) [l/min]	EPDM Code	FPM Code	kg
16	10	10	70	199 231 002	199 231 012	1.500
20	15	10	185	199 231 003	199 231 013	1.500
25	20	10	350	199 231 004	199 231 014	1.600
32	25	10	700	199 231 005	199 231 015	1.700
40	32	10	1000	199 231 006	199 231 016	2.800
50	40	10	1600	199 231 007	199 231 017	3.100
63	50	10	3100	199 231 008	199 231 018	4.000

d [mm]	D [mm]	H [mm]	H1 [mm]	H2 [mm]	H3 [mm]	H4 [mm]	H5 [mm]	L [mm]	L1 [mm]	L2 [mm]	L4 [mm]	L5 [mm]	L6 [mm]	L7 [mm]	z [mm]
16	50	230	27	62	168	40	97	93	194	56	25	261	76	48	67
20	50	230	27	62	168	40	97	95	194	56	25	261	76	48	66
25	58	239	30	71	168	40	97	108	194	65	25	261	76	48	77
32	68	239	36	71	168	40	97	118	194	71	25	261	76	48	83
40	84	271	44	84	187	51	115	137	224	85	45	305	95	59	99
50	97	271	51	84	187	51	115	147	224	89	45	305	95	59	105
63	124	293	64	106	187	51	115	168	224	101	45	305	95	59	117





PROGEF Standard

Ball valve type 231 FC (Fail safe to close)

With manual override

With fusion spigots metric

Model:

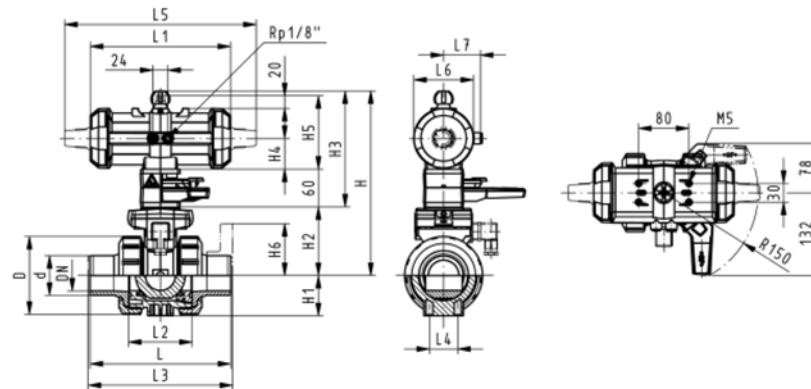
- Material: PP-H
- Built on with pneumatic actuator PA11 (DN10/15-25), PA21 (DN32-50)
- Control time $90^\circ <$ 1-2 s
- For easy installation and removal
- Integrated stainless steel mounting inserts

Option:

- Individual configuration of the valve (see form)

d [mm]	DN [mm]	PN	kv-value ($\Delta p=1$ bar) [l/min]	EPDM Code	FPM Code	kg
16	10	10	70	199 231 022	199 231 032	1.500
20	15	10	185	199 231 023	199 231 033	1.500
25	20	10	350	199 231 024	199 231 034	1.600
32	25	10	700	199 231 025	199 231 035	1.700
40	32	10	1000	199 231 026	199 231 036	2.800
50	40	10	1600	199 231 027	199 231 037	3.100
63	50	10	3100	199 231 028	199 231 038	4.000

d [mm]	D [mm]	H [mm]	H1 [mm]	H2 [mm]	H3 [mm]	H4 [mm]	H5 [mm]	L [mm]	L1 [mm]	L2 [mm]	L3 [mm]	L4 [mm]	L5 [mm]	L6 [mm]	L7 [mm]
16	50	230	27	62	168	40	97	110	194	56		25	261	76	48
20	50	230	27	62	168	40	97	120	194	56	130	25	261	76	48
25	58	239	30	71	168	40	97	139	194	65	150	25	261	76	48
32	68	239	36	71	168	40	97	150	194	71	160	25	261	76	48
40	84	271	44	84	187	51	115	170	224	85	180	45	305	95	59
50	97	271	51	84	187	51	115	190	224	89	200	45	305	95	59
63	124	293	64	106	187	51	115	220	224	101	230	45	305	95	59





PROGEF Standard Ball valve type 231 FC (Fail safe to close) With manual override With fixed flanges PP-H serrated metric

Model:

- Material: PP-H
- Built on with pneumatic actuator PA11 (DN10/15-25), PA21 (DN32-50)
- Control time $90^\circ <$ 1-2 s
- For easy installation and removal
- Integrated stainless steel mounting inserts
- Overall length according to EN 558
- Connecting dimensions: ISO 7005 / EN 1092 / DIN 2501 PN10 / BS4504

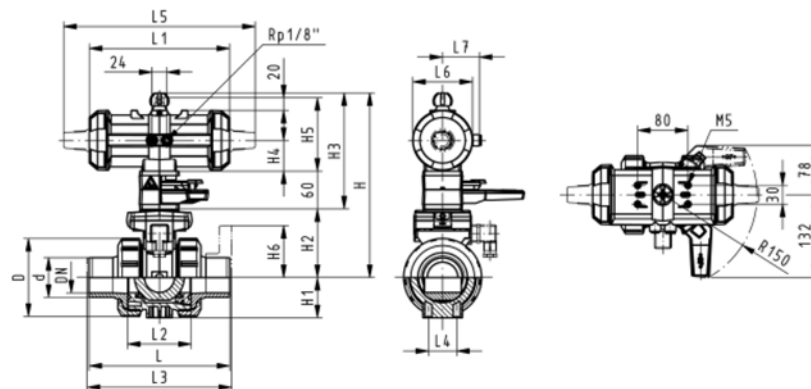
Option:

- Individual configuration of the valve (see form)

d [mm]	DN [mm]	Inch	PN	kv-value ($\Delta p=1$ bar) [l/min]	EPDM Code	FPM Code	kg
20	15	½	10	185	199 231 243	199 231 253	1.700
25	20	¾	10	350	199 231 244	199 231 254	1.900
32	25	1	10	700	199 231 245	199 231 255	2.100
40	32	1 ¼	10	1000	199 231 246	199 231 256	3.400
50	40	1 ½	10	1600	199 231 247	199 231 257	3.900
63	50	2	10	3100	199 231 248	199 231 258	4.900

d [mm]	D [mm]	H [mm]	H1 [mm]	H2 [mm]	H3 [mm]	H4 [mm]	H5 [mm]	H6 [mm]	L [mm]	L1 [mm]	L2 [mm]	L3 [mm]	L4 [mm]	L5 [mm]	L6 [mm]
20	50	230	27	62	168	40	97	48	120	194	56	130	25	261	76
25	58	239	30	71	168	40	97	53	139	194	65	150	25	261	76
32	68	239	36	71	168	40	97	58	150	194	71	160	25	261	76
40	84	271	44	84	187	51	115	70	170	224	85	180	45	305	95
50	97	271	51	84	187	51	115	75	190	224	89	200	45	305	95
63	124	293	64	106	187	51	115	83	220	224	101	230	45	305	95

d [mm]	L7 [mm]
20	48
25	48
32	48
40	59
50	59
63	59





PROGEF Standard Ball valve type 231 FO (Fail safe to open) With manual override With fusion sockets metric

Model:

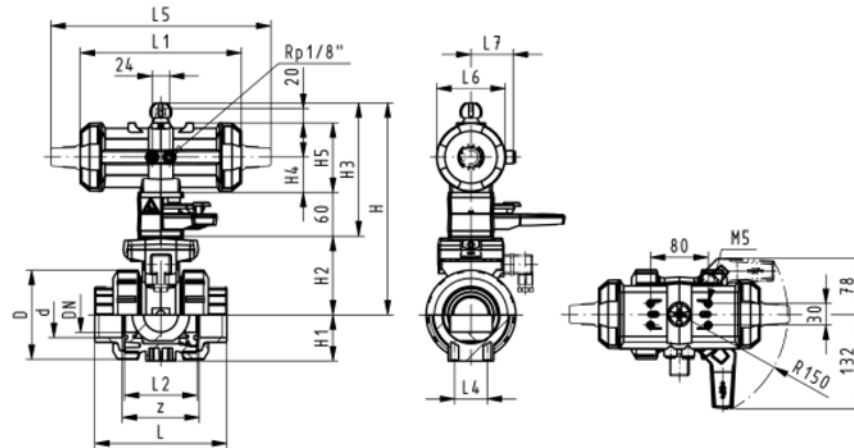
- Material: PP-H
- Built on with pneumatic actuator PA11 (DN10/15-25), PA21 (DN32-50)
- Control time $90^\circ <$ 1-2 s
- For easy installation and removal
- Integrated stainless steel mounting inserts

Option:

- Individual configuration of the valve (see form)

d [mm]	DN [mm]	PN	kv-value ($\Delta p=1$ bar) [l/min]	EPDM Code	FPM Code	kg
16	10	10	70	199 231 042	199 231 052	1.500
20	15	10	185	199 231 043	199 231 053	1.500
25	20	10	350	199 231 044	199 231 054	1.600
32	25	10	700	199 231 045	199 231 055	1.700
40	32	10	1000	199 231 046	199 231 056	2.800
50	40	10	1600	199 231 047	199 231 057	3.100
63	50	10	3100	199 231 048	199 231 058	4.000

d [mm]	D [mm]	H [mm]	H1 [mm]	H2 [mm]	H3 [mm]	H4 [mm]	H5 [mm]	L [mm]	L1 [mm]	L2 [mm]	L4 [mm]	L5 [mm]	L6 [mm]	L7 [mm]	z [mm]
16	50	230	27	62	168	40	97	93	194	56	25	261	76	48	67
20	50	230	27	62	168	40	97	95	194	56	25	261	76	48	66
25	58	239	30	71	168	40	97	108	194	65	25	261	76	48	77
32	68	239	36	71	168	40	97	118	194	71	25	261	76	48	83
40	84	271	44	84	187	51	115	137	224	85	45	305	95	59	99
50	97	271	51	84	187	51	115	147	224	89	45	305	95	59	105
63	124	293	64	106	187	51	115	168	224	101	45	305	95	59	117





PROGEF Standard Ball valve type 231 FO (Fail safe to open) With manual override With fusion spigots metric

Model:

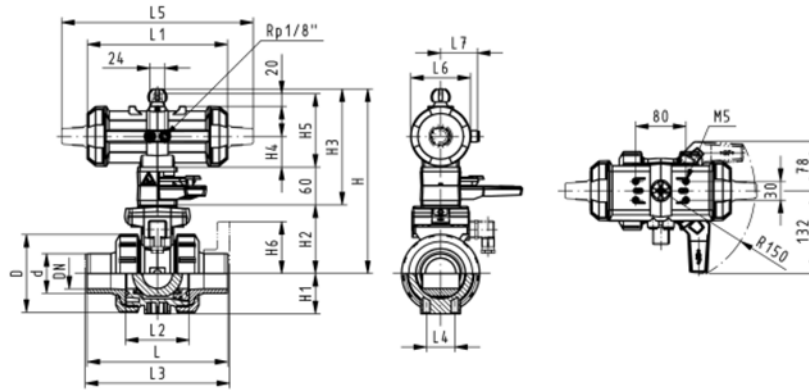
- Material: PP-H
- Built on with pneumatic actuator PA11 (DN10/15-25), PA21 (DN32-50)
- Control time $90^\circ <$ 1-2 s
- For easy installation and removal
- Integrated stainless steel mounting inserts

Option:

- Individual configuration of the valve (see form)

d [mm]	DN [mm]	PN	kv-value ($\Delta p=1$ bar) [l/min]	EPDM Code	FPM Code	kg
16	10	10	70	199 231 062	199 231 072	1.500
20	15	10	185	199 231 063	199 231 073	1.500
25	20	10	350	199 231 064	199 231 074	1.600
32	25	10	700	199 231 065	199 231 075	1.700
40	32	10	1000	199 231 066	199 231 076	2.800
50	40	10	1600	199 231 067	199 231 077	3.100
63	50	10	3100	199 231 068	199 231 078	4.000

d [mm]	D [mm]	H [mm]	H1 [mm]	H2 [mm]	H3 [mm]	H4 [mm]	H5 [mm]	L [mm]	L1 [mm]	L2 [mm]	L3 [mm]	L4 [mm]	L5 [mm]	L6 [mm]	L7 [mm]
16	50	230	27	62	168	40	97	110	194	56	130	25	261	76	48
20	50	230	27	62	168	40	97	120	194	56	130	25	261	76	48
25	58	239	30	71	168	40	97	139	194	65	150	25	261	76	48
32	68	239	36	71	168	40	97	150	194	71	160	25	261	76	48
40	84	271	44	84	187	51	115	170	224	85	180	45	305	95	59
50	97	271	51	84	187	51	115	190	224	89	200	45	305	95	59
63	124	293	64	106	187	51	115	220	224	101	230	45	305	95	59





PROGEF Standard
Ball valve type 231 FO (Fail safe to open)
With manual override
With fixed flanges PP-H serrated metric

Model:

- Material: PP-H
- Built on with pneumatic actuator PA11 (DN10/15-25), PA21 (DN32-50)
- Control time 90°<) 1-2 s
- For easy installation and removal
- Integrated stainless steel mounting inserts
- Overall length according to EN 558
- Connecting dimensions: ISO 7005 / EN 1092 / DIN 2501 PN10 / BS4504

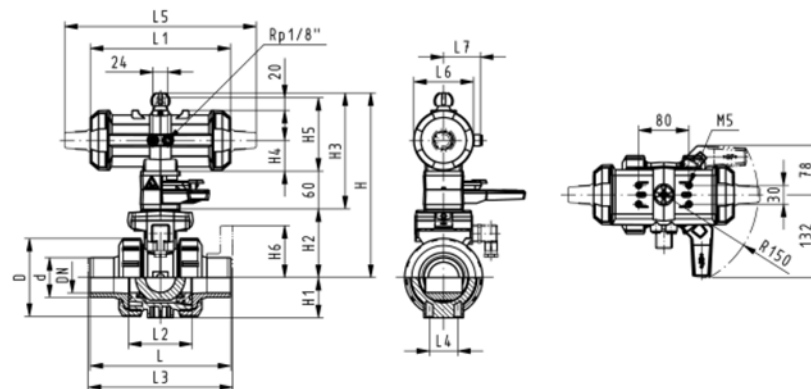
Option:

- Individual configuration of the valve (see form)

d [mm]	DN [mm]	Inch	PN	kv-value ($\Delta p=1$ bar) [l/min]	EPDM Code	FPM Code	kg
20	15	½	10	185	199 231 263	199 231 273	1.700
25	20	¾	10	350	199 231 264	199 231 274	1.900
32	25	1	10	700	199 231 265	199 231 275	2.100
40	32	1 ¼	10	1000	199 231 266	199 231 276	3.400
50	40	1 ½	10	1600	199 231 267	199 231 277	3.900
63	50	2	10	3100	199 231 268	199 231 278	4.900

d [mm]	D [mm]	H [mm]	H1 [mm]	H2 [mm]	H3 [mm]	H4 [mm]	H5 [mm]	H6 [mm]	L [mm]	L1 [mm]	L2 [mm]	L3 [mm]	L4 [mm]	L5 [mm]	L6 [mm]
20	58	230	27	62	168	40	97	48	120	194	56	130	25	261	76
25	58	239	30	71	168	40	97	53	139	194	65	150	25	261	76
32	68	239	36	71	168	40	97	58	150	194	71	160	25	261	76
40	84	271	44	84	187	51	115	70	170	224	85	180	45	305	95
50	97	271	51	84	187	51	115	75	190	224	89	200	45	305	95
63	124	293	64	106	187	51	115	83	220	224	101	230	45	305	95

d [mm]	L7 [mm]
20	48
25	48
32	48
40	59
50	59
63	59





PROGEF Standard Ball valve type 231 DA (Double acting) With manual override With fusion sockets metric

Model:

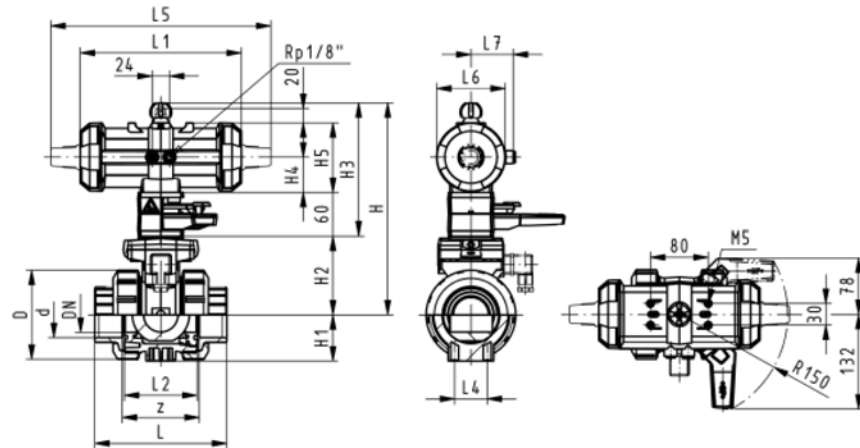
- Material: PP-H
- Built on with pneumatic actuator PA11 (DN10/15-25), PA21 (DN32-50)
- Control time $90^\circ <$ 1-2 s
- For easy installation and removal
- Integrated stainless steel mounting inserts

Option:

- Individual configuration of the valve (see form)

d [mm]	DN [mm]	PN	kv-value ($\Delta p=1$ bar) [l/min]	EPDM Code	FPM Code	kg
16	10	10	70	199 231 082	199 231 092	1.500
20	15	10	185	199 231 083	199 231 093	1.500
25	20	10	350	199 231 084	199 231 094	1.600
32	25	10	700	199 231 085	199 231 095	1.700
40	32	10	1000	199 231 086	199 231 096	2.800
50	40	10	1600	199 231 087	199 231 097	3.100
63	50	10	3100	199 231 088	199 231 098	4.000

d [mm]	D [mm]	H [mm]	H1 [mm]	H2 [mm]	H3 [mm]	H4 [mm]	H5 [mm]	L [mm]	L1 [mm]	L2 [mm]	L4 [mm]	L5 [mm]	L6 [mm]	L7 [mm]	z [mm]
16	50	230	27	62	168	40	97	93	194	56	25	261	76	48	67
20	50	230	27	62	168	40	97	95	194	56	25	261	76	48	66
25	58	239	30	71	168	40	97	108	194	65	25	261	76	48	77
32	68	239	36	71	168	40	97	118	194	71	25	261	76	48	83
40	84	271	44	84	187	51	115	137	224	85	45	305	95	59	99
50	97	271	51	84	187	51	115	147	224	89	45	305	95	59	105
63	124	293	64	106	187	51	115	168	224	101	45	305	95	59	117





PROGEF Standard Ball valve type 231 DA (Double acting) With manual override With fusion spigots metric

Model:

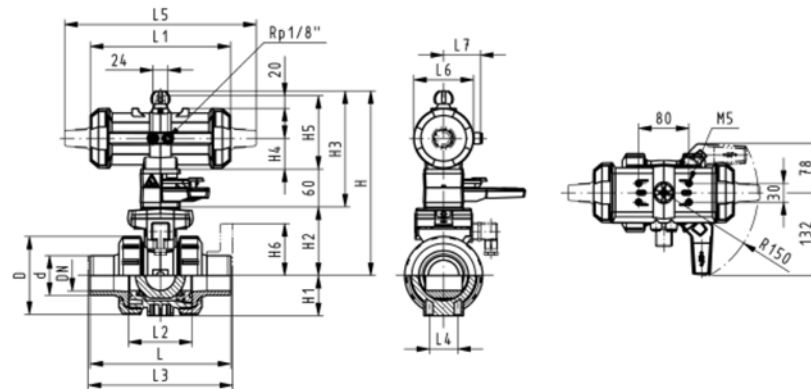
- Material: PP-H
- Built on with pneumatic actuator PA11 (DN10/15-25), PA21 (DN32-50)
- Control time $90^\circ <$ 1-2 s
- For easy installation and removal
- Integrated stainless steel mounting inserts

Option:

- Individual configuration of the valve (see form)

d [mm]	DN [mm]	PN	kv-value ($\Delta p=1$ bar) [l/min]	EPDM Code	FPM Code	kg
16	10	10	70	199 231 102	199 231 112	1.500
20	15	10	185	199 231 103	199 231 113	1.500
25	20	10	350	199 231 104	199 231 114	1.600
32	25	10	700	199 231 105	199 231 115	1.700
40	32	10	1000	199 231 106	199 231 116	2.800
50	40	10	1600	199 231 107	199 231 117	3.100
63	50	10	3100	199 231 108	199 231 118	4.000

d [mm]	D [mm]	H [mm]	H1 [mm]	H2 [mm]	H3 [mm]	H4 [mm]	H5 [mm]	L [mm]	L1 [mm]	L2 [mm]	L3 [mm]	L4 [mm]	L5 [mm]	L6 [mm]	L7 [mm]
16	50	230	27	62	168	40	97	110	194	56		25	261	76	48
20	50	230	27	62	168	40	97	120	194	56	130	25	261	76	48
25	58	239	30	71	168	40	97	139	194	65	150	25	261	76	48
32	68	239	36	71	168	40	97	150	194	71	160	25	261	76	48
40	84	271	44	84	187	51	115	170	224	85	180	45	305	95	59
50	97	271	51	84	187	51	115	190	224	89	200	45	305	95	59
63	124	293	64	106	187	51	115	220	224	101	230	45	305	95	59





PROGEF Standard Ball valve type 231 DA (Double acting) With manual override With fixed flanges PP-H serrated metric

Model:

- Material: PP-H
- Built on with pneumatic actuator PA11 (DN10/15-25), PA21 (DN32-50)
- Control time $90^\circ <$ 1-2 s
- For easy installation and removal
- Integrated stainless steel mounting inserts
- Overall length according to EN 558
- Connecting dimensions: ISO 7005 / EN 1092 / DIN 2501 PN10 / BS4504

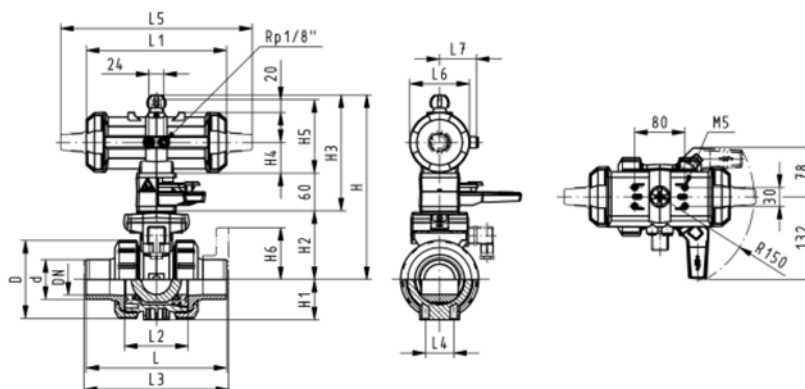
Option:

- Individual configuration of the valve (see form)

d [mm]	DN [mm]	Inch	PN	kv-value ($\Delta p=1$ bar) [l/min]	EPDM Code	FPM Code	kg
20	15	½	10	185	199 231 283	199 231 293	1.700
25	20	¾	10	350	199 231 284	199 231 294	1.900
32	25	1	10	700	199 231 285	199 231 295	2.100
40	32	1 ¼	10	1000	199 231 286	199 231 296	3.400
50	40	1 ½	10	1600	199 231 287	199 231 297	3.900
63	50	2	10	3100	199 231 288	199 231 298	4.900

d [mm]	D [mm]	H [mm]	H1 [mm]	H2 [mm]	H3 [mm]	H4 [mm]	H5 [mm]	H6 [mm]	L [mm]	L1 [mm]	L2 [mm]	L3 [mm]	L4 [mm]	L5 [mm]	L6 [mm]
20	50	230	27	62	168	40	97	48	120	194	56	130	25	261	76
25	58	239	30	71	168	40	97	53	139	194	65	150	25	261	76
32	68	239	36	71	168	40	97	58	150	194	71	160	25	261	76
40	84	271	44	84	187	51	115	70	170	224	85	180	45	305	95
50	97	271	51	84	187	51	115	75	190	224	89	200	45	305	95
63	124	293	64	106	187	51	115	83	220	224	101	230	45	305	95

d [mm]	L7 [mm]
20	48
25	48
32	48
40	59
50	59
63	59








PROGEF Standard Ball valve type 231 FC (Fail safe to close) Without manual override With fusion sockets metric




Model:

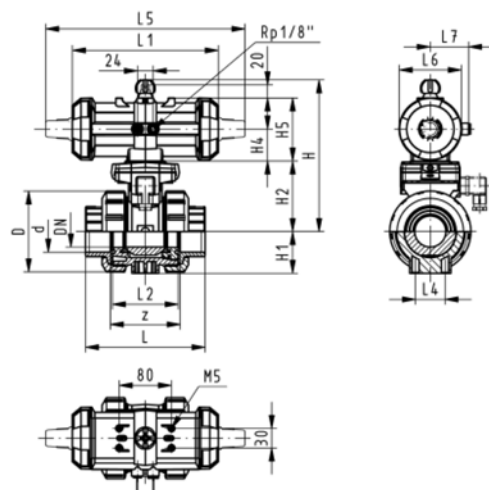
- Material: PP-H
- For easy installation and removal
- Integrated stainless steel mounting inserts
- Control time $90^\circ <$ 1-2 s
- Assignment of actuators: PA11 (DN10/15-25), PA21 (DN32-50), PA30 (DN65), PA35 (DN80), PA40 (DN100)
- Image and drawing DN65-100 please see **"New product ball valve DN65-100"**

Option:

- Individual configuration of the valve (see form)

d [mm]	DN [mm]	PN	kv-value ($\Delta p=1$ bar) [l/min]	EPDM Code	FPM Code	kg	
16	10	10	70	199 231 122	199 231 132	1.200	
20	15	10	185	199 231 123	199 231 133	1.200	
25	20	10	350	199 231 124	199 231 134	1.300	
32	25	10	700	199 231 125	199 231 135	1.400	
40	32	10	1000	199 231 126	199 231 136	2.500	
50	40	10	1600	199 231 127	199 231 137	2.800	
63	50	10	3100	199 231 128	199 231 138	3.700	
 75	65	10	5000	199 231 129	199 231 139	4.000	
 90	80	10	7000	199 231 130	199 231 140	4.700	
 110	100	10	11000	199 231 131	199 231 141	6.900	

d [mm]	D [mm]	H [mm]	H1 [mm]	H2 [mm]	H4 [mm]	H5 [mm]	L [mm]	L1 [mm]	L2 [mm]	L4 [mm]	L5 [mm]	L6 [mm]	L7 [mm]	z [mm]
16	50	167	27	62	40	97	93	194	56	25	261	76	48	67
20	50	167	27	62	40	97	95	194	56	25	261	76	48	66
25	58	176	30	71	40	97	108	194	65	25	261	76	48	77
32	68	176	36	71	40	97	118	194	71	25	261	76	48	83
40	84	210	44	84	51	115	137	224	85	45	305	95	59	99
50	97	210	51	84	51	115	147	224	89	45	305	95	59	105
63	124	232	64	106	51	115	168	224	101	45	305	95	59	117
 75	166	262	85	156		70	233	218	136	70	276	65		167
 90	200	281	105	168		78	254	259	141	70	341	72		180
 110	238	292	123	175		86	301	287	164	120	369	80		215





PROGEF Standard Ball valve type 231 FC (Fail safe to close) Without manual override With socket fusion spigots metric

Model:

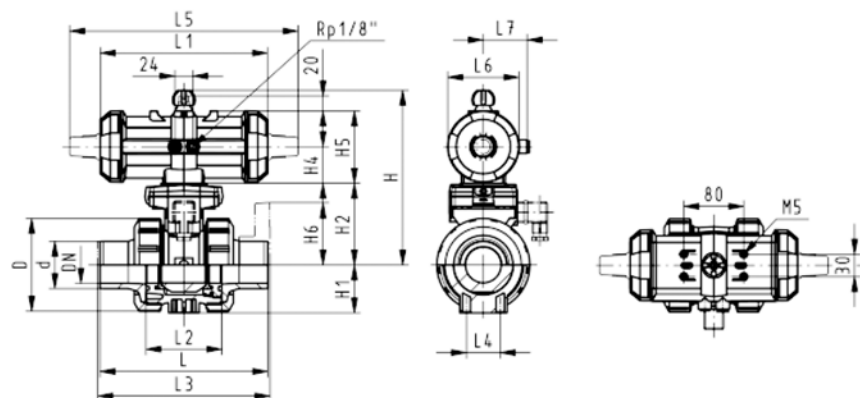
- Material: PP-H
- For easy installation and removal
- Integrated stainless steel mounting inserts
- Control time $90^\circ <$ 1-2 s
- Assignment of actuators: PA11 (DN10/15-25), PA21 (DN32-50), PA30 (DN65), PA35 (DN80), PA40 (DN100)
- Image and drawing DN65-100 please see **"New product ball valve DN65-100"**

Option:

- Individual configuration of the valve (see form)

d [mm]	DN [mm]	PN	kv-value ($\Delta p=1$ bar) [l/min]	EPDM Code	FPM Code	kg
16	10	10	70	199 231 142	199 231 152	1.200
20	15	10	185	199 231 143	199 231 153	1.200
25	20	10	350	199 231 144	199 231 154	1.300
32	25	10	700	199 231 145	199 231 155	1.400
40	32	10	1000	199 231 146	199 231 156	2.500
50	40	10	1600	199 231 147	199 231 157	2.800
63	50	10	3100	199 231 148	199 231 158	3.700
75	65	10	5000	199 231 149	199 231 159	4.000
90	80	10	7000	199 231 150	199 231 160	4.800
110	100	10	11000	199 231 151	199 231 161	6.900

d [mm]	D [mm]	H [mm]	H1 [mm]	H2 [mm]	H4 [mm]	H5 [mm]	L [mm]	L1 [mm]	L2 [mm]	L3 [mm]	L4 [mm]	L5 [mm]	L6 [mm]	L7 [mm]
16	50	167	27	62	40	97	110	194	56	130	25	261	76	48
20	50	167	27	62	40	97	120	194	56	130	25	261	76	48
25	58	176	30	71	40	97	139	194	65	150	25	261	76	48
32	68	176	36	71	40	97	150	194	71	160	25	261	76	48
40	84	210	44	84	51	115	170	224	85	180	45	305	95	59
50	97	210	51	84	51	115	190	224	89	200	45	305	95	59
63	124	232	64	106	51	115	220	224	101	230	45	305	95	59
75	166	262	85	156		70	280	218	136	290	70	276	65	
90	200	281	105	168		78	296	259	141	310	70	341	72	
110	238	292	123	175		86	336	287	164	350	120	369	80	





PROGEF Standard
Ball valve type 231 FC (Fail safe to close)
Without manual override
With fixed flanges PP-H serrated metric

Model:

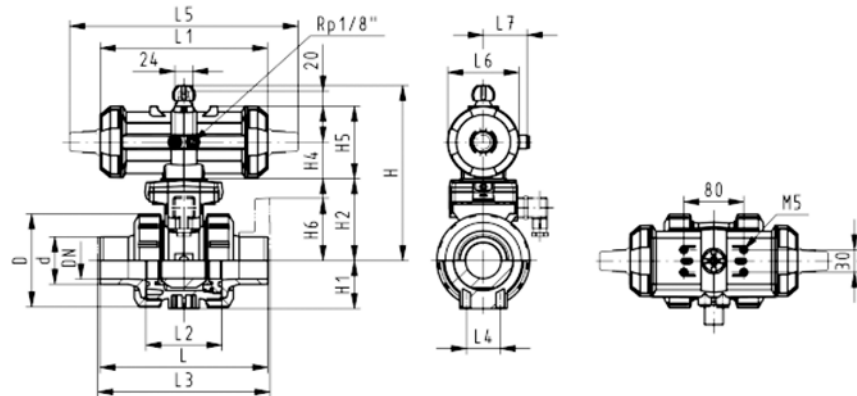
- Material: PP-H
- For easy installation and removal
- Integrated stainless steel mounting inserts
- Control time 90°<) 1-2 s
- Built on with pneumatic actuator PA11 (DN10/15-25), PA21 (DN32-50)
- Overall length according to EN 558
- Connecting dimensions: ISO 7005 / EN 1092 / DIN 2501 PN10 / BS4504

Option:

- Individual configuration of the valve (see form)

d [mm]	DN [mm]	Inch	PN	kv-value ($\Delta p=1$ bar) [l/min]	EPDM Code	FPM Code	kg
20	15	½	10	185	199 231 423	199 231 433	1.400
25	20	¾	10	350	199 231 424	199 231 434	1.600
32	25	1	10	700	199 231 425	199 231 435	1.800
40	32	1 ¼	10	1000	199 231 426	199 231 436	3.100
50	40	1 ½	10	1600	199 231 427	199 231 437	3.600
63	50	2	10	3100	199 231 428	199 231 438	4.700

d [mm]	D [mm]	H [mm]	H1 [mm]	H2 [mm]	H4 [mm]	H5 [mm]	H6 [mm]	L [mm]	L1 [mm]	L2 [mm]	L3 [mm]	L4 [mm]	L5 [mm]	L6 [mm]	L7 [mm]
20	50	167	27	62	40	97	48	120	194	56	130	25	261	76	48
25	58	176	30	71	40	97	53	140	194	65	150	25	261	76	48
32	68	176	36	71	40	97	58	150	194	71	160	25	261	76	48
40	84	210	44	84	51	115	70	170	224	85	180	45	305	95	59
50	97	210	51	84	51	115	75	190	224	89	200	45	305	95	59
63	124	232	64	106	51	115	83	220	224	101	230	45	305	95	59





PROGEF Standard Ball valve type 231 FC (Fail safe to close) Without manual override With backing flanges PP-st metric

Model:

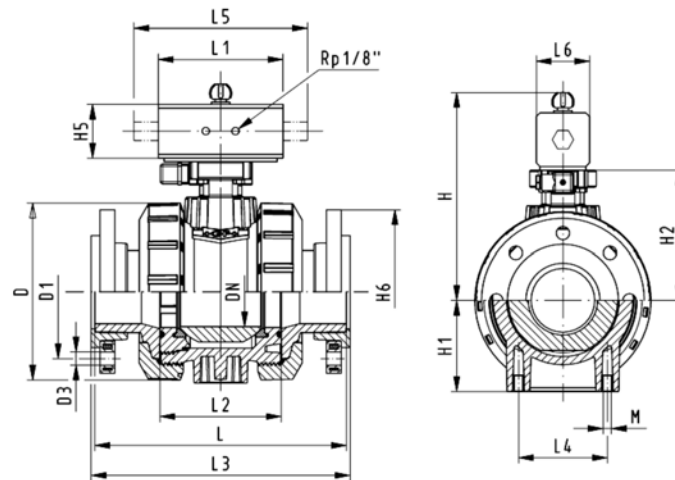
- Material: PP-H
- For easy installation and removal
- Integrated stainless steel mounting inserts
- Control time $90^\circ <$ 1-2 s
- Assignment of actuators: PA11 (DN10/15-25), PA21 (DN32-50), PA30 (DN65), PA35 (DN80), PA40 (DN100)
- Image and drawing DN65-100 please see **"New product ball valve DN65-100"**
- Overall length according to EN 558
- Connecting dimension: ISO 7005, EN 1092, BS 4504, DIN 2501

Option:

- Individual configuration of the valve (see form)

d [mm]	DN [mm]	Inch	PN	kv-value ($\Delta p=1$ bar) [l/min]	EPDM Code	FPM Code	kg
75	65	2 1/2	10	5000	199 231 329	199 231 339	8.300
90	80	3	10	7000	199 231 330	199 231 340	10.000
110	100	4	10	11000	199 231 331	199 231 341	14.100

d [mm]	D [mm]	H [mm]	H1 [mm]	H2 [mm]	H5 [mm]	H6 [mm]	L [mm]	L1 [mm]	L2 [mm]	L3 [mm]	L4 [mm]	L5 [mm]	L6 [mm]
75	166	262	85	156	70	93	280	218	136	290	70	276	65
90	200	281	105	168	78	100	296	259	141	310	70	341	72
110	238	292	123	175	86	110	336	287	164	350	120	369	80





PROGEF Standard
Ball valve type 231 FC (Fail safe to close)
Without manual override
With butt fusion spigots IR-Plus SDR11 metric

Model:

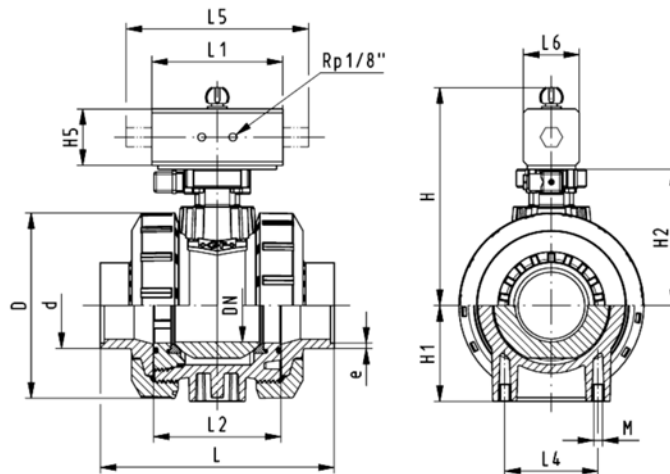
- Material: PP-H
- For easy installation and removal
- Integrated stainless steel mounting inserts
- Control time $90^\circ <$ 1-2 s
- Assignment of actuators: PA11 (DN10/15-25), PA21 (DN32-50), PA30 (DN65), PA35 (DN80), PA40 (DN100)
- Image and drawing DN65-100 please see **"New product ball valve DN65-100"**

Option:

- Individual configuration of the valve (see form)

d [mm]	DN [mm]	PN	kv-value ($\Delta p=1$ bar) [l/min]	EPDM Code	FPM Code	kg
75	65	10	5000	199 231 839	199 231 849	4.000
90	80	10	7000	199 231 840	199 231 850	4.800
110	100	10	11000	199 231 841	199 231 851	6.900

d [mm]	D [mm]	H [mm]	H1 [mm]	H2 [mm]	H5 [mm]	L [mm]	L1 [mm]	L2 [mm]	L3 [mm]	L4 [mm]	L5 [mm]	L6 [mm]	e [mm]
75	166	262	85	156	70	266	218	136	290	70	276	65	8.2
90	200	281	105	168	78	264	259	141	310	70	341	72	9.9
110	238	292	123	175	86	301	287	164	350	120	369	80	12.0





PROGEF Standard Ball valve type 231 FC (Fail safe to close) Without manual override With butt fusion spigots SDR17.6 metric

Model:

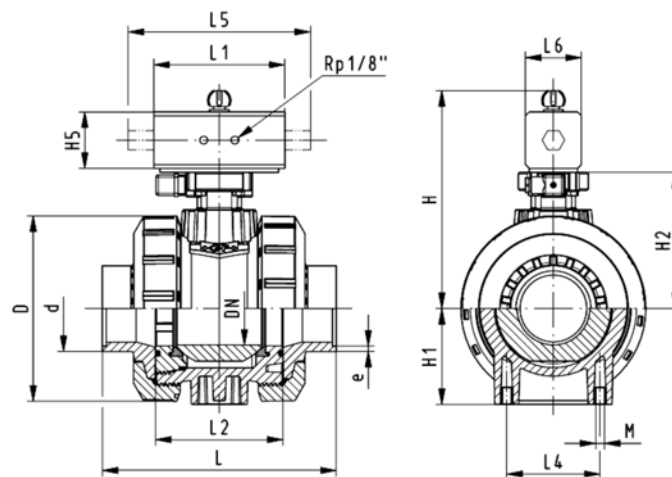
- Material: PP-H
- For easy installation and removal
- Integrated stainless steel mounting inserts
- Control time $90^\circ <$ 1-2 s
- Assignment of actuators: PA11 (DN10/15-25), PA21 (DN32-50), PA30 (DN65), PA35 (DN80), PA40 (DN100)
- Image and drawing DN65-100 please see **"New product ball valve DN65-100"**

Option:

- Individual configuration of the valve (see form)

d [mm]	DN [mm]	PN	kv-value ($\Delta p=1$ bar) [l/min]	EPDM Code	FPM Code	kg
75	65	10	5000	199 231 939	199 231 949	4.000
90	80	10	7000	199 231 940	199 231 950	4.800
110	100	10	11000	199 231 941	199 231 951	6.900

d [mm]	D [mm]	H [mm]	H1 [mm]	H2 [mm]	H5 [mm]	L [mm]	L1 [mm]	L2 [mm]	L3 [mm]	L4 [mm]	L5 [mm]	L6 [mm]	e [mm]
75	166	262	85	156	70	266	218	136	290	70	276	65	4.6
90	200	281	105	168	78	264	259	141	310	70	341	72	5.5
110	238	292	123	175	86	301	287	164	350	120	369	80	6.7








PROGEF Standard Ball valve type 231 FO (Fail safe to open) Without manual override With fusion sockets metric




Model:

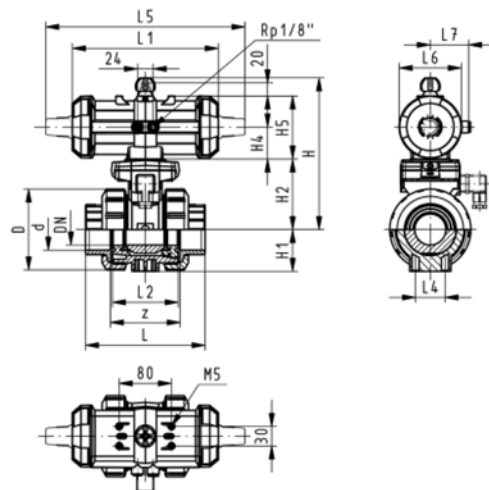
- Material: PP-H
- For easy installation and removal
- Integrated stainless steel mounting inserts
- Control time $90^\circ <$ 1-2 s
- Assignment of actuators: PA11 (DN10/15-25), PA21 (DN32-50), PA30 (DN65), PA35 (DN80), PA40 (DN100)
- Image and drawing DN65-100 please see **"New product ball valve DN65-100"**

Option:

- Individual configuration of the valve (see form)

d [mm]	DN [mm]	PN	kv-value ($\Delta p=1$ bar) [l/min]	EPDM Code	FPM Code	kg	
16	10	10	70	199 231 162	199 231 172	1.200	
20	15	10	185	199 231 163	199 231 173	1.200	
25	20	10	350	199 231 164	199 231 174	1.300	
32	25	10	700	199 231 165	199 231 175	1.400	
40	32	10	1000	199 231 166	199 231 176	2.500	
50	40	10	1600	199 231 167	199 231 177	2.800	
63	50	10	3100	199 231 168	199 231 178	3.700	
 75	65	10	5000	199 231 169	199 231 179	4.000	
 90	80	10	7000	199 231 170	199 231 180	4.700	
 110	100	10	11000	199 231 171	199 231 181	6.900	

d [mm]	D [mm]	H [mm]	H1 [mm]	H2 [mm]	H4 [mm]	H5 [mm]	L [mm]	L1 [mm]	L2 [mm]	L4 [mm]	L5 [mm]	L6 [mm]	L7 [mm]	z [mm]
16	50	167	27	62	40	97	93	194	56	25	261	76	48	66
20	50	167	27	62	40	97	95	194	56	25	261	76	48	67
25	58	176	30	71	40	97	108	194	65	25	261	76	48	77
32	68	176	36	71	40	97	118	194	71	25	261	76	48	83
40	84	210	44	84	51	115	137	224	85	45	305	95	59	99
50	97	210	51	84	51	115	147	224	89	45	305	95	59	105
63	124	232	64	106	51	115	168	224	101	45	305	95	59	117
 75	166	262	85	156		70	233	218	136	70	276	65		167
 90	200	281	105	168		78	254	259	141	70	341	72		180
 110	238	292	123	175		86	301	287	164	120	369	80		215





PROGEF Standard Ball valve type 231 FO (Fail safe to open) Without manual override With socket fusion spigots metric

Model:

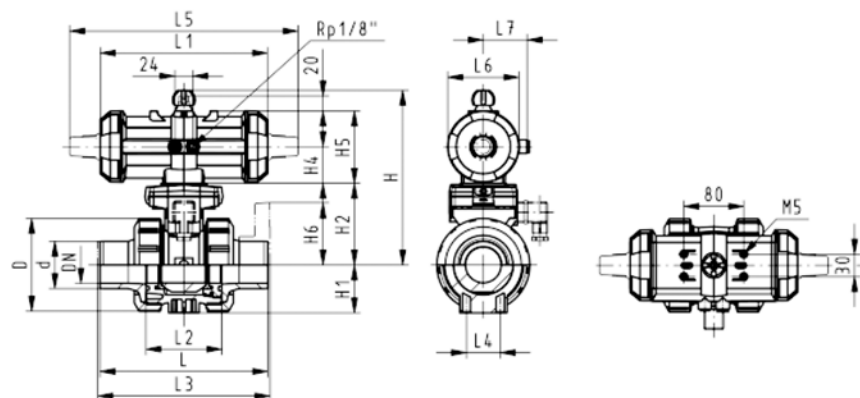
- Material: PP-H
- For easy installation and removal
- Integrated stainless steel mounting inserts
- Control time $90^\circ <$ 1-2 s
- Assignment of actuators: PA11 (DN10/15-25), PA21 (DN32-50), PA30 (DN65), PA35 (DN80), PA40 (DN100)
- Image and drawing DN65-100 please see **"New product ball valve DN65-100"**

Option:

- Individual configuration of the valve (see form)

d [mm]	DN [mm]	PN	kv-value ($\Delta p=1$ bar) [l/min]	EPDM Code	FPM Code	kg
16	10	10	70	199 231 182	199 231 192	1.200
20	15	10	185	199 231 183	199 231 193	1.200
25	20	10	350	199 231 184	199 231 194	1.300
32	25	10	700	199 231 185	199 231 195	1.400
40	32	10	1000	199 231 186	199 231 196	2.500
50	40	10	1600	199 231 187	199 231 197	2.800
63	50	10	3100	199 231 188	199 231 198	3.700
75	65	10	5000	199 231 189	199 231 199	4.000
90	80	10	7000	199 231 190	199 231 200	4.800
110	100	10	11000	199 231 191	199 231 201	6.900

d [mm]	D [mm]	H [mm]	H1 [mm]	H2 [mm]	H4 [mm]	H5 [mm]	L [mm]	L1 [mm]	L2 [mm]	L3 [mm]	L4 [mm]	L5 [mm]	L6 [mm]	L7 [mm]
16	50	167	27	62	40	97	110	194	56	130	25	261	76	48
20	50	167	27	62	40	97	120	194	56	130	25	261	76	48
25	58	176	30	71	40	97	139	194	65	150	25	261	76	48
32	68	176	36	71	40	97	150	194	71	160	25	261	76	48
40	84	210	44	84	51	115	170	224	85	180	45	305	95	59
50	97	210	51	84	51	115	190	224	89	200	45	305	95	59
63	124	232	64	106	51	115	220	224	101	230	45	305	95	59
75	166	262	85	156		70	280	218	136	290	70	276	65	
90	200	281	105	168		78	296	259	141	310	70	341	72	
110	238	292	123	175		86	336	287	164	350	120	369	80	





PROGEF Standard
Ball valve type 231 FO (Fail safe to open)
Without manual override
With fixed flanges PP-H serrated metric

Model:

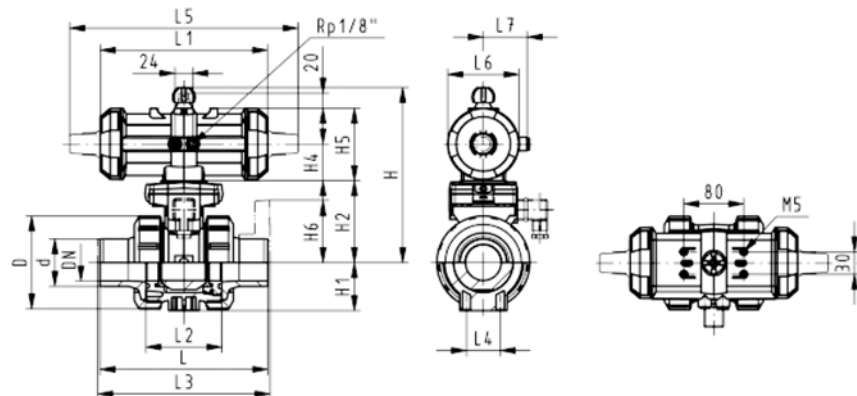
- Material: PP-H
- For easy installation and removal
- Integrated stainless steel mounting inserts
- Control time $90^\circ <$ 1-2 s
- Built on with pneumatic actuator PA11 (DN10/15-25), PA21 (DN32-50)
- Overall length according to EN 558
- Connecting dimensions: ISO 7005 / EN 1092 / DIN 2501 PN10 / BS4504

Option:

- Individual configuration of the valve (see form)

d [mm]	DN [mm]	Inch	PN	kv-value ($\Delta p=1$ bar) [l/min]	EPDM Code	FPM Code	kg
20	15	½	10	185	199 231 443	199 231 453	1.400
25	20	¾	10	350	199 231 444	199 231 454	1.600
32	25	1	10	700	199 231 445	199 231 455	1.800
40	32	1 ¼	10	1000	199 231 446	199 231 456	3.100
50	40	1 ½	10	1600	199 231 447	199 231 457	3.600
63	50	2	10	3100	199 231 448	199 231 458	4.700

d [mm]	D [mm]	H [mm]	H1 [mm]	H2 [mm]	H4 [mm]	H5 [mm]	H6 [mm]	L [mm]	L1 [mm]	L2 [mm]	L3 [mm]	L4 [mm]	L5 [mm]	L6 [mm]	L7 [mm]
20	50	167	27	62	40	97	48	120	194	56	130	25	261	76	48
25	58	176	30	71	40	97	53	140	194	65	150	25	261	76	48
32	68	176	36	71	40	97	58	150	194	71	160	25	261	76	48
40	84	210	44	84	51	115	70	170	224	85	180	45	305	95	59
50	97	210	51	84	51	115	75	190	224	89	200	45	305	95	59
63	124	232	64	106	51	115	83	220	224	101	230	45	305	95	59





PROGEF Standard Ball valve type 231 FO (Fail safe to open) Without manual override With backing flanges PP-st metric

Model:

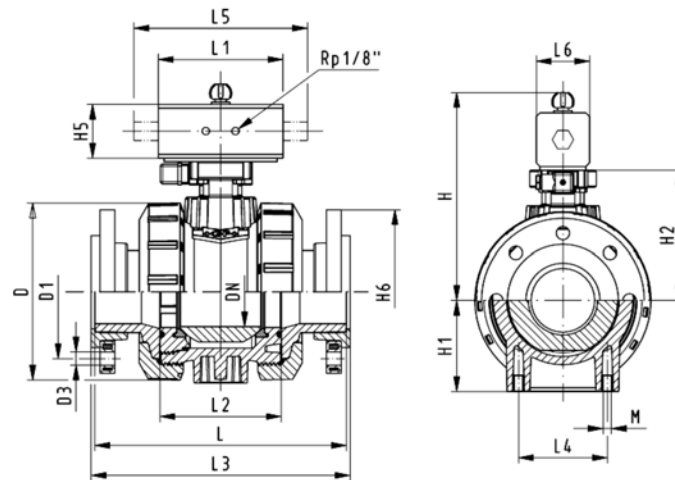
- Material: PP-H
- For easy installation and removal
- Integrated stainless steel mounting inserts
- Control time $90^\circ <$ 1-2 s
- Assignment of actuators: PA11 (DN10/15-25), PA21 (DN32-50), PA30 (DN65), PA35 (DN80), PA40 (DN100)
- Image and drawing DN65-100 please see **"New product ball valve DN65-100"**
- Overall length according to EN 558
- Connecting dimension: ISO 7005, EN 1092, BS 4504, DIN 2501

Option:

- Individual configuration of the valve (see form)

d [mm]	DN [mm]	Inch	PN	kv-value ($\Delta p=1$ bar) [l/min]	EPDM Code	FPM Code	kg
75	65	2 1/2	10	5000	199 231 349	199 231 359	8.300
90	80	3	10	7000	199 231 350	199 231 360	10.000
110	100	4	10	11000	199 231 351	199 231 361	14.100

d [mm]	D [mm]	H [mm]	H1 [mm]	H2 [mm]	H5 [mm]	H6 [mm]	L [mm]	L1 [mm]	L2 [mm]	L3 [mm]	L4 [mm]	L5 [mm]	L6 [mm]
75	166	262	85	156	70	93	280	218	136	290	70	276	65
90	200	281	105	168	78	100	296	259	141	310	70	341	72
110	238	292	123	175	86	110	336	287	164	350	120	369	80





PROGEF Standard
Ball valve type 231 FO (Fail safe to open)
Without manual override
With butt fusion spigots IR-Plus SDR11 metric

Model:

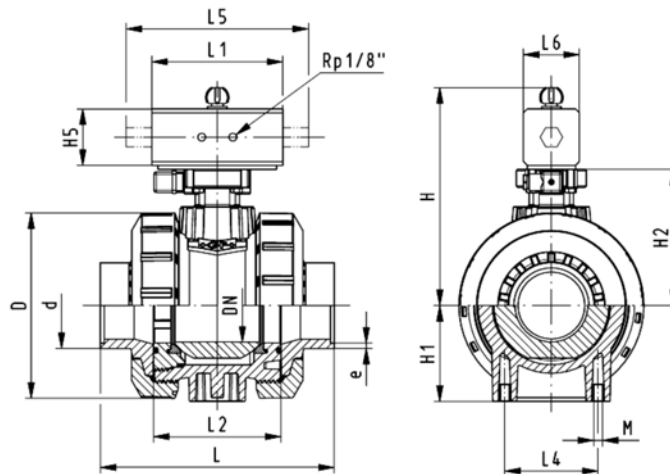
- Material: PP-H
- For easy installation and removal
- Integrated stainless steel mounting inserts
- Control time $90^\circ <$ 1-2 s
- Assignment of actuators: PA11 (DN10/15-25), PA21 (DN32-50), PA30 (DN65), PA35 (DN80), PA40 (DN100)
- Image and drawing DN65-100 please see **"New product ball valve DN65-100"**

Option:

- Individual configuration of the valve (see form)

d [mm]	DN [mm]	PN	kv-value ($\Delta p=1$ bar) [l/min]	EPDM Code	FPM Code	kg
75	65	10	5000	199 231 859	199 231 869	4.000
90	80	10	7000	199 231 860	199 231 870	4.800
110	100	10	11000	199 231 861	199 231 871	6.900

d [mm]	D [mm]	H [mm]	H1 [mm]	H2 [mm]	H5 [mm]	L [mm]	L1 [mm]	L2 [mm]	L3 [mm]	L4 [mm]	L5 [mm]	L6 [mm]	e [mm]
75	166	262	85	156	70	266	218	136	290	70	276	65	8.2
90	200	281	105	168	78	264	259	141	310	70	341	72	9.9
110	238	292	123	175	86	301	287	164	350	120	369	80	12.0





PROGEF Standard Ball valve type 231 FO (Fail safe to open) Without manual override With butt fusion spigots SDR17.6 metric

Model:

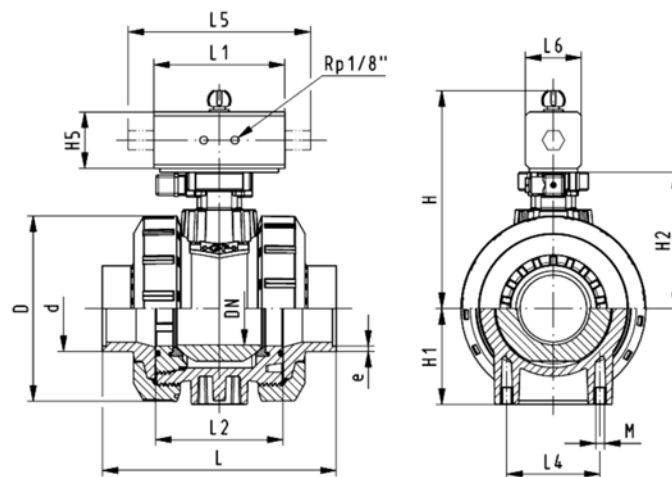
- Material: PP-H
- For easy installation and removal
- Integrated stainless steel mounting inserts
- Control time 90° < 1-2 s
- Assignment of actuators: PA11 (DN10/15-25), PA21 (DN32-50), PA30 (DN65), PA35 (DN80), PA40 (DN100)
- Image and drawing DN65-100 please see **"New product ball valve DN65-100"**

Option:

- Individual configuration of the valve (see form)

d [mm]	DN [mm]	PN	kv-value ($\Delta p=1$ bar) [l/min]	EPDM Code	FPM Code	kg
75	65	10	5000	199 231 959	199 231 969	4.000
90	80	10	7000	199 231 960	199 231 970	4.800
110	100	10	11000	199 231 961	199 231 971	6.900

d [mm]	D [mm]	H [mm]	H1 [mm]	H2 [mm]	H5 [mm]	L [mm]	L1 [mm]	L2 [mm]	L3 [mm]	L4 [mm]	L5 [mm]	L6 [mm]	e [mm]
75	166	262	85	156	70	266	218	136	290	70	276	65	4.6
90	200	281	105	168	78	264	259	141	310	70	341	72	5.5
110	238	292	123	175	86	301	287	164	350	120	369	80	6.7








PROGEF Standard Ball valve type 231 DA (Double acting) Without manual override With fusion sockets metric




Model:

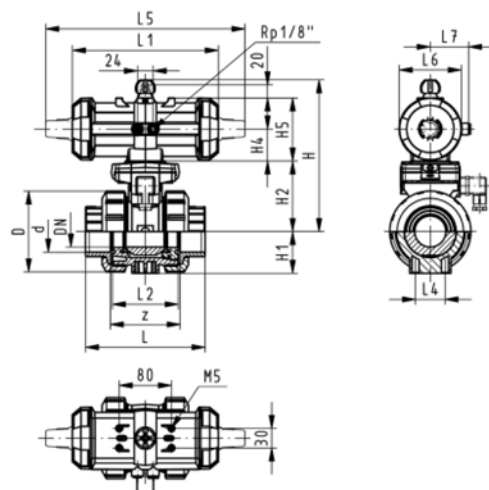
- Material: PP-H
- For easy installation and removal
- Integrated stainless steel mounting inserts
- Control time $90^\circ <$ 1-2 s
- Assignment of actuators: PA11 (DN10/15-25), PA21 (DN32-50), PA35 (DN65), PA40 (DN80), PA45 (DN100)
- Image and drawing DN65-100 please see **"New product ball valve DN65-100"**

Option:

- Individual configuration of the valve (see form)

d [mm]	DN [mm]	PN	kv-value ($\Delta p=1$ bar) [l/min]	EPDM Code	FPM Code	kg	
16	10	10	70	199 231 202	199 231 212	1.200	
20	15	10	185	199 231 203	199 231 213	1.200	
25	20	10	350	199 231 204	199 231 214	1.300	
32	25	10	700	199 231 205	199 231 215	1.400	
40	32	10	1000	199 231 206	199 231 216	2.500	
50	40	10	1600	199 231 207	199 231 217	2.800	
63	50	10	3100	199 231 208	199 231 218	3.700	
 75	65	10	5000	199 231 209	199 231 219	2.800	
 90	80	10	7000	199 231 210	199 231 220	4.000	
 110	100	10	11000	199 231 211	199 231 221	5.100	

d [mm]	D [mm]	H [mm]	H1 [mm]	H2 [mm]	H4 [mm]	H5 [mm]	L [mm]	L1 [mm]	L2 [mm]	L4 [mm]	L5 [mm]	L6 [mm]	L7 [mm]	z [mm]
16	50	167	27	62	40	97	93	194	56	25	261	76	48	66
20	50	167	27	62	40	97	95	194	56	25	261	76	48	67
25	58	176	30	71	40	97	108	194	65	25	261	76	48	77
32	68	176	36	71	40	97	118	194	71	25	261	76	48	83
40	84	210	44	84	51	115	137	224	85	45	305	95	59	99
50	97	210	51	84	51	115	147	224	89	45	305	95	59	105
63	124	232	64	106	51	115	168	224	101	45	305	95	59	117
 75	166	257	85	156		66	233	144	136	70	190	60		167
 90	200	274	105	168		70	254	152	141	70	198	65		180
 110	238	273	123	175		78	301	169	164	120	235	72		215





PROGEF Standard Ball valve type 231 DA (Double acting) Without manual override With socket fusion spigots metric

Model:

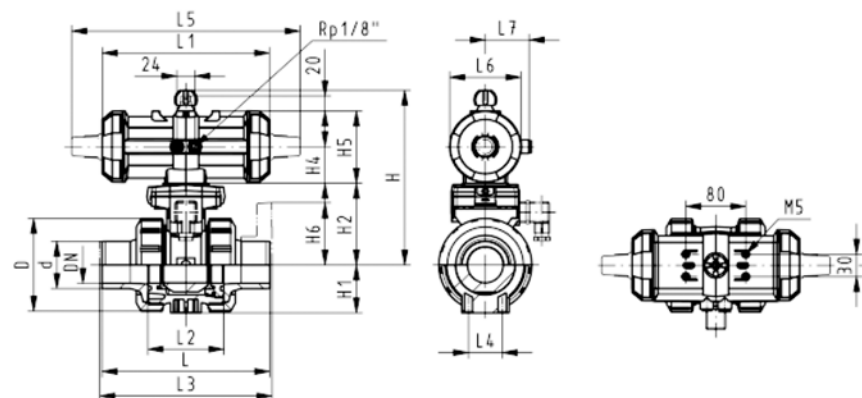
- Material: PP-H
- For easy installation and removal
- Integrated stainless steel mounting inserts
- Control time $90^\circ <$ 1-2 s
- Assignment of actuators: PA11 (DN10/15-25), PA21 (DN32-50), PA35 (DN65), PA40 (DN80), PA45 (DN100)
- Image and drawing DN65-100 please see **"New product ball valve DN65-100"**

Option:

- Individual configuration of the valve (see form)

d [mm]	DN [mm]	PN	kv-value ($\Delta p=1$ bar) [l/min]	EPDM Code	FPM Code	kg
16	10	10	70	199 231 222	199 231 232	1.200
20	15	10	185	199 231 223	199 231 233	1.200
25	20	10	350	199 231 224	199 231 234	1.300
32	25	10	700	199 231 225	199 231 235	1.400
40	32	10	1000	199 231 226	199 231 236	2.500
50	40	10	1600	199 231 227	199 231 237	2.800
63	50	10	3100	199 231 228	199 231 238	3.700
75	65	10	5000	199 231 229	199 231 239	2.900
90	80	10	7000	199 231 230	199 231 240	4.100
110	100	10	11000	199 231 231	199 231 241	5.200

d [mm]	D [mm]	H [mm]	H1 [mm]	H2 [mm]	H4 [mm]	H5 [mm]	L [mm]	L1 [mm]	L2 [mm]	L3 [mm]	L4 [mm]	L5 [mm]	L6 [mm]	L7 [mm]
16	50	167	27	62	40	97	110	194	56	130	25	261	76	48
20	50	167	27	62	40	97	120	194	56	130	25	261	76	48
25	58	176	30	71	40	97	139	194	65	150	25	261	76	48
32	68	176	36	71	40	97	150	194	71	160	25	261	76	48
40	84	210	44	84	51	115	170	224	85	180	45	305	95	59
50	97	210	51	84	51	115	190	224	89	200	45	305	95	59
63	124	232	64	106	51	115	220	224	101	230	45	305	95	59
75	166	257	85	156		66	280	144	136	290	70	190	60	
90	200	274	105	168		70	296	152	141	310	70	198	65	
110	238	273	123	175		78	336	169	164	350	120	235	72	





PROGEF Standard
Ball valve type 231 DA (Double acting)
Without manual override
With fixed flanges PP-H serrated metric

Model:

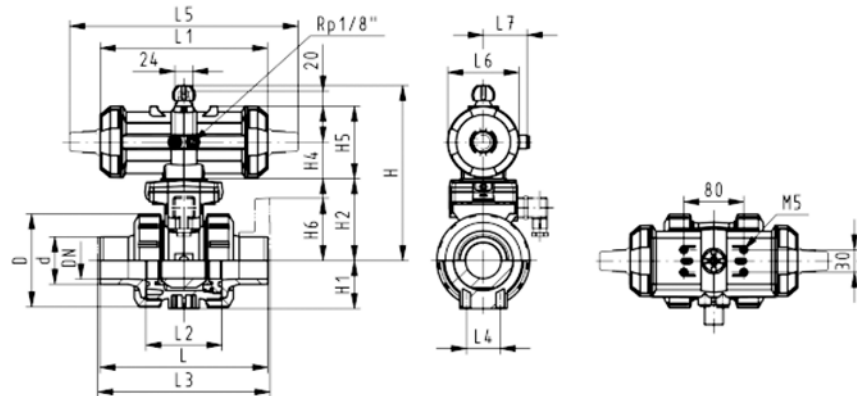
- Material: PP-H
- For easy installation and removal
- Integrated stainless steel mounting inserts
- Control time 90°<) 1-2 s
- Built on with pneumatic actuator PA11 (DN10/15-25), PA21 (DN32-50)
- Overall length according to EN 558
- Connecting dimensions: ISO 7005 / EN 1092 / DIN 2501 PN10 / BS4504

Option:

- Individual configuration of the valve (see form)

d [mm]	DN [mm]	Inch	PN	kv-value ($\Delta p=1$ bar) [l/min]	EPDM Code	FPM Code	kg
20	15	½	10	185	199 231 463	199 231 473	1.400
25	20	¾	10	350	199 231 464	199 231 474	1.600
32	25	1	10	700	199 231 465	199 231 475	1.800
40	32	1 ¼	10	1000	199 231 466	199 231 476	3.100
50	40	1 ½	10	1600	199 231 467	199 231 477	3.600
63	50	2	10	3100	199 231 468	199 231 478	4.700

d [mm]	D [mm]	H [mm]	H1 [mm]	H2 [mm]	H4 [mm]	H5 [mm]	H6 [mm]	L [mm]	L1 [mm]	L2 [mm]	L3 [mm]	L4 [mm]	L5 [mm]	L6 [mm]	L7 [mm]
20	50	167	27	62	40	97	48	120	194	56	130	25	261	76	48
25	58	176	30	71	40	97	53	140	194	65	150	25	261	76	48
32	68	176	36	71	40	97	58	150	194	71	160	25	261	76	48
40	84	210	44	84	51	115	70	170	224	85	180	45	305	95	59
50	97	210	51	84	51	115	75	190	224	89	200	45	305	95	59
63	124	232	64	106	51	115	83	220	224	101	230	45	305	95	59





PROGEF Standard Ball valve type 231 DA (Double acting) Without manual override With backing flanges PP-st metric

Model:

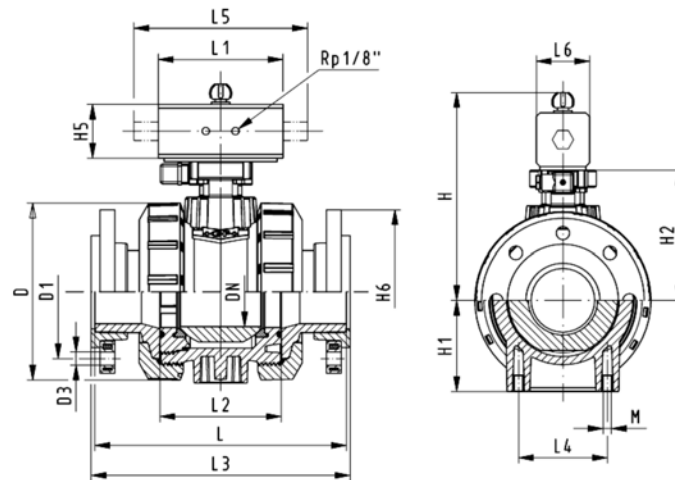
- Material: PP-H
- For easy installation and removal
- Integrated stainless steel mounting inserts
- Control time $90^\circ <$ 1-2 s
- Assignment of actuators: PA11 (DN10/15-25), PA21 (DN32-50), PA35 (DN65), PA40 (DN80), PA45 (DN100)
- Image and drawing DN65-100 please see **"New product ball valve DN65-100"**
- Overall length according to EN 558
- Connecting dimension: ISO 7005, EN 1092, BS 4504, DIN 2501

Option:

- Individual configuration of the valve (see form)

d [mm]	DN [mm]	Inch	PN	kv-value ($\Delta p=1$ bar) [l/min]	EPDM Code	FPM Code	kg
75	65	2 1/2	10	5000	199 231 369	199 231 379	7.100
90	80	3	10	7000	199 231 370	199 231 380	9.300
110	100	4	10	11000	199 231 371	199 231 381	12.300

d [mm]	D [mm]	H [mm]	H1 [mm]	H2 [mm]	H5 [mm]	H6 [mm]	L [mm]	L1 [mm]	L2 [mm]	L3 [mm]	L4 [mm]	L5 [mm]	L6 [mm]
75	166	257	85	156	66	93	280	144	136	290	70	190	60
90	200	274	105	168	70	100	296	152	141	310	70	198	65
110	238	273	123	175	78	110	336	169	164	350	120	235	72





PROGEF Standard
Ball valve type 231 DA (Double acting)
Without manual override
With butt fusion spigots IR-Plus SDR11 metric

Model:

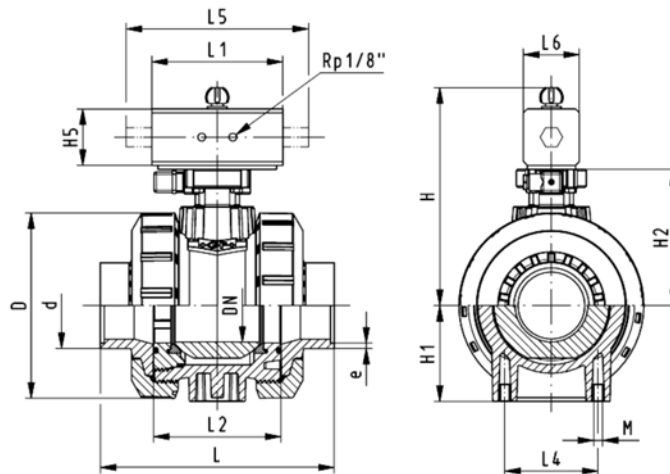
- Material: PP-H
- For easy installation and removal
- Integrated stainless steel mounting inserts
- Control time $90^\circ <$ 1-2 s
- Assignment of actuators: PA11 (DN10/15-25), PA21 (DN32-50), PA35 (DN65), PA40 (DN80), PA45 (DN100)
- Image and drawing DN65-100 please see **"New product ball valve DN65-100"**

Option:

- Individual configuration of the valve (see form)

d [mm]	DN [mm]	PN	kv-value ($\Delta p=1$ bar) [l/min]	EPDM Code	FPM Code	kg
75	65	10	5000	199 231 879	199 231 889	2.900
90	80	10	7000	199 231 880	199 231 890	4.100
110	100	10	11000	199 231 881	199 231 891	5.200

d [mm]	D [mm]	H [mm]	H1 [mm]	H2 [mm]	H5 [mm]	L [mm]	L1 [mm]	L2 [mm]	L3 [mm]	L4 [mm]	L5 [mm]	L6 [mm]	e [mm]
75	166	257	85	156	66	266	144	136	290	70	190	60	8.2
90	200	274	105	168	70	264	152	141	310	70	198	65	9.9
110	238	273	123	175	78	301	169	164	350	120	235	72	12.0





PROGEF Standard Ball valve type 231 DA (Double acting) Without manual override With butt fusion spigots SDR17.6 metric

Model:

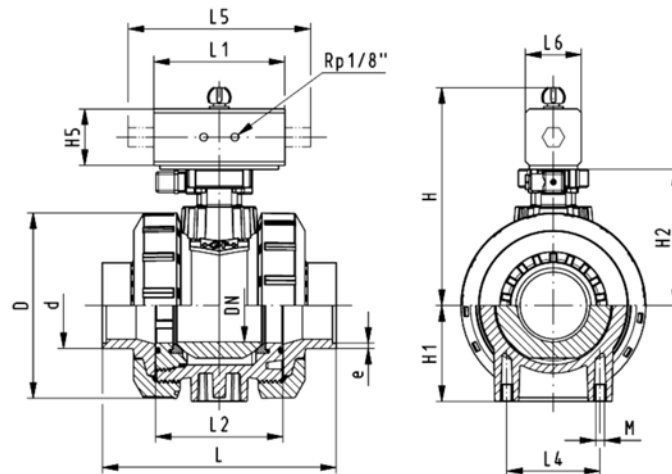
- Material: PP-H
- For easy installation and removal
- Integrated stainless steel mounting inserts
- Control time $90^\circ <$ 1-2 s
- Assignment of actuators: PA11 (DN10/15-25), PA21 (DN32-50), PA35 (DN65), PA40 (DN80), PA45 (DN100)
- Image and drawing DN65-100 please see **"New product ball valve DN65-100"**

Option:

- Individual configuration of the valve (see form)

d [mm]	DN [mm]	PN	kv-value ($\Delta p=1$ bar) [l/min]	EPDM Code	FPM Code	kg
75	65	10	5000	199 231 979	199 231 989	2.900
90	80	10	7000	199 231 980	199 231 990	4.100
110	100	10	11000	199 231 981	199 231 991	5.200

d [mm]	D [mm]	H [mm]	H1 [mm]	H2 [mm]	H5 [mm]	L [mm]	L1 [mm]	L2 [mm]	L3 [mm]	L4 [mm]	L5 [mm]	L6 [mm]	e [mm]
75	166	257	85	156	66	266	144	136	290	70	190	60	4.6
90	200	274	105	168	70	264	152	141	310	70	198	65	5.5
110	238	273	123	175	78	301	169	164	350	120	235	72	6.7





PROGEF Standard
3-Way ball valve type 276
Horizontal/L-port
Without manual override
With fusion sockets metric

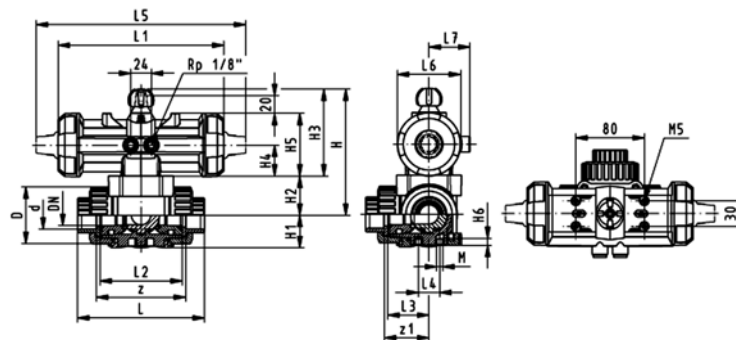
Model:

- Material: PP-H
- Built on with pneumatic actuator PA11 (DN10/15-25), PA21 (DN32-50)
- Actuator fails safe to the closed position FC
- Control time 90°<) 1-3 s
- For easy installation and removal
- Integrated stainless steel mounting inserts

d [mm]	DN [mm]	PN	kv-value ($\Delta p=1$ bar) [l/min]	EPDM Code	FPM Code	kg
16	10	10	50	199 276 022	199 276 032	1.044
20	15	10	75	199 276 023	199 276 033	1.044
25	20	10	150	199 276 024	199 276 034	1.167
32	25	10	280	199 276 025	199 276 035	1.290
40	32	10	480	199 276 026	199 276 036	2.191
50	40	10	620	199 276 027	199 276 037	2.555
63	50	10	1230	199 276 028	199 276 038	3.487

d [mm]	D [mm]	H [mm]	H1 [mm]	H2 [mm]	H3 [mm]	H4 [mm]	H5 [mm]	H6 [mm]	L [mm]	L1 [mm]	L2 [mm]	L3 [mm]	L4 [mm]	L5 [mm]	L6 [mm]
16	46	136	29	31	105	40	77	8	108	194	70	36	25	261	73
20	46	136	29	31	105	40	77	8	111	194	70	36	25	261	73
25	56	144	33	39	105	40	77	8	131	194	86	43	25	261	73
32	67	149	38	44	105	40	77	8	148	194	96	48	25	261	73
40	82	177	44	50	127	51	99	9	177	224	114	58	45	305	94
50	98	190	50	63	127	51	99	9	205	224	137	69	45	305	94
63	121	203	61	76	127	51	99	9	261	224	179	90	45	305	94

d [mm]	L7 [mm]	M	z [mm]	z1 [mm]
16	48	6	78	39
20	48	6	79	40
25	48	6	95	48
32	48	6	108	54
40	59	8	133	67
50	59	8	155	78
63	59	8	203	102





PROGEF Standard
3-Way ball valve type 276
Horizontal/L-port
Without manual override
With socket fusion spigots

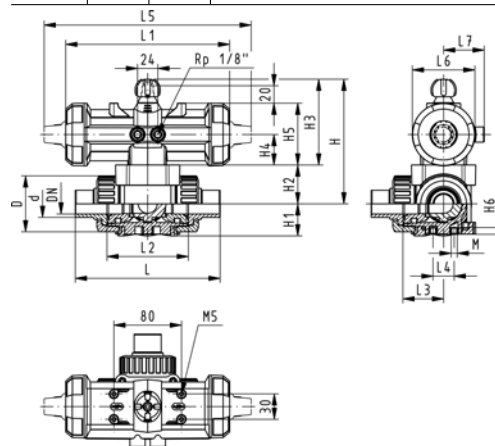
Model:

- Material: PP-H
- Built on with pneumatic actuator PA11 (DN10/15-25), PA21 (DN32-50)
- Actuator fails safe to the closed position FC
- Control time 90°<) 1-3 s
- For easy installation and removal
- Integrated stainless steel mounting inserts

d [mm]	DN [mm]	PN	kv-value ($\Delta p=1$ bar) [l/min]	EPDM Code	FPM Code	kg
16	10	10	75	199 276 002	199 276 012	1.044
20	15	10	75	199 276 003	199 276 013	0.854
25	20	10	150	199 276 004	199 276 014	1.167
32	25	10	280	199 276 005	199 276 015	1.290
40	32	10	480	199 276 006	199 276 016	2.191
50	40	10	620	199 276 007	199 276 017	2.555
63	50	10	1230	199 276 008	199 276 018	3.487

d [mm]	D [mm]	H [mm]	H1 [mm]	H2 [mm]	H3 [mm]	H4 [mm]	H5 [mm]	H6 [mm]	L [mm]	L1 [mm]	L2 [mm]	L3 [mm]	L4 [mm]	L5 [mm]	L6 [mm]
16	46	136	29	31	105	40	77	8	108	194	70	36	25	261	73
20	46	136	29	31	105	40	77	8	133	194	70	36	25	261	73
25	56	144	33	39	105	40	77	8	155	194	86	43	25	261	73
32	67	149	38	44	105	40	77	8	170	194	96	48	25	261	73
40	82	177	44	50	127	51	99	9	201	224	114	58	45	305	94
50	98	190	50	63	127	51	99	9	236	224	137	69	45	305	94
63	121	203	61	76	127	51	99	9	286	224	179	90	45	305	94

d [mm]	L7 [mm]	M
16	48	6
20	48	6
25	48	6
32	48	6
40	59	8
50	59	8
63	59	8





PROGEF Standard
3-Way ball valve type 276
Horizontal/L-port
Without manual override
With threaded sockets Rp

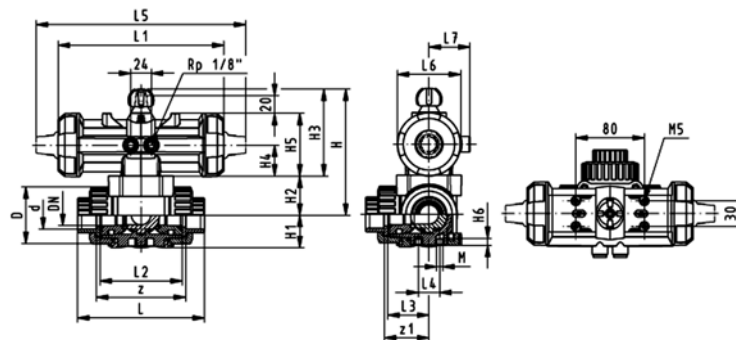
Model:

- Material: PP-H
- Built on with pneumatic actuator PA11 (DN10/15-25), PA21 (DN32-50)
- Actuator fails safe to the closed position FC
- Control time 90°<) 1-3 s
- For easy installation and removal
- Integrated stainless steel mounting inserts

Inch	DN [mm]	PN	kv-value ($\Delta p=1$ bar) [l/min]	EPDM Code	FPM Code	kg
3/8	10	10	50	199 276 122	199 276 132	1.044
1/2	15	10	75	199 276 123	199 276 133	1.044
3/4	20	10	150	199 276 124	199 276 134	1.167
1	25	10	280	199 276 125	199 276 135	1.677
1 1/4	32	10	480	199 276 126	199 276 136	2.191
1 1/2	40	10	620	199 276 127	199 276 137	2.555
2	50	10	1230	199 276 128	199 276 138	3.487

Inch	D [mm]	H [mm]	H1 [mm]	H2 [mm]	H3 [mm]	H4 [mm]	H5 [mm]	H6 [mm]	L [mm]	L1 [mm]	L2 [mm]	L3 [mm]	L4 [mm]	L5 [mm]	L6 [mm]
3/8	46	136	29	31	105	40	77	8	108	194	70	36	25	261	73
1/2	46	136	29	31	105	40	77	8	111	194	70	36	25	261	73
3/4	56	144	33	39	105	40	77	8	131	194	86	43	25	261	73
1	67	149	38	44	105	40	77	8	148	194	96	48	25	261	73
1 1/4	82	177	44	50	127	51	99	9	177	224	114	58	45	305	94
1 1/2	98	190	50	63	127	51	99	9	205	224	137	69	45	305	94
2	121	203	61	76	127	51	99	9	261	224	179	90	45	305	94

Inch	L7 [mm]	M	z [mm]	z1 [mm]
3/8	48	6	78	39
1/2	48	6	79	40
3/4	48	6	95	48
1	48	6	108	54
1 1/4	59	8	133	67
1 1/2	59	8	155	78
2	59	8	203	102





PROGEF Standard
3-Way ball valve type 276
Horizontal/L-port
Without manual override
With butt fusion spigots metric

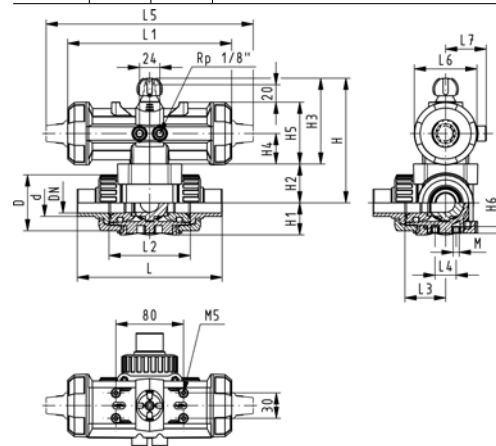
Model:

- Material: PP-H
- Built on with pneumatic actuator PA11 (DN10/15-25), PA21 (DN32-50)
- Actuator fails safe to the closed position FC
- Control time 90°<) 1-3 s
- For easy installation and removal
- Integrated stainless steel mounting inserts

d [mm]	DN [mm]	PN	kv-value ($\Delta p=1$ bar) [l/min]	EPDM Code	FPM Code	kg
20	15	10	75	199 276 083	199 276 093	1.044
25	20	10	150	199 276 084	199 276 094	1.167
32	25	10	280	199 276 085	199 276 095	1.290
40	32	10	480	199 276 086	199 276 096	2.191
50	40	10	620	199 276 087	199 276 097	2.555
63	50	10	1230	199 276 088	199 276 098	3.487

d [mm]	D [mm]	H [mm]	H1 [mm]	H2 [mm]	H3 [mm]	H4 [mm]	H5 [mm]	H6 [mm]	L [mm]	L1 [mm]	L2 [mm]	L3 [mm]	L4 [mm]	L5 [mm]	L6 [mm]
20	46	136	29	31	105	40	77	8	133	194	70	36	25	261	73
25	56	144	33	39	105	40	77	8	155	194	86	43	25	261	73
32	67	149	38	44	105	40	77	8	170	194	96	48	25	261	73
40	82	177	44	50	127	51	99	9	201	224	114	58	45	305	94
50	98	190	50	63	127	51	99	9	236	224	137	69	45	305	94
63	121	203	61	76	127	51	99	9	286	224	179	90	45	305	94

d [mm]	L7 [mm]	M
20	48	6
25	48	6
32	48	6
40	59	8
50	59	8
63	59	8





PROGEF Standard
3-Way ball valve type 276
Horizontal/L-port DA (Double acting)
Without manual override
With fusion sockets metric

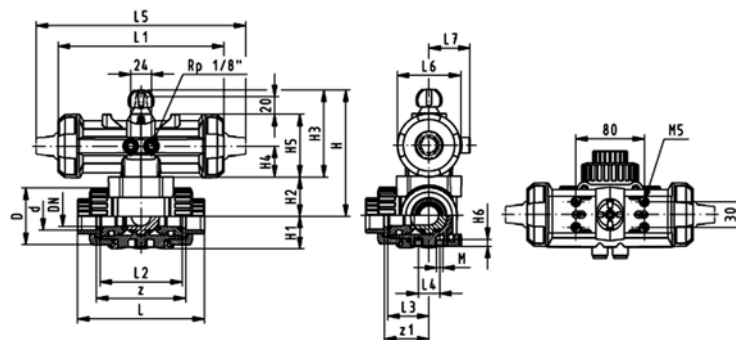
Model:

- Material: PP-H
- Built on with pneumatic actuator PA11 (DN10/15-25), PA21 (DN32-50)
- Control time 90°< 1-3 s
- For easy installation and removal
- Integrated stainless steel mounting inserts

d [mm]	DN [mm]	PN	kv-value ($\Delta p=1$ bar) [l/min]	EPDM Code	FPM Code	kg
16	10	10	50	199 276 182	199 276 192	0.854
20	15	10	75	199 276 183	199 276 193	0.854
25	20	10	150	199 276 184	199 276 194	0.977
32	25	10	280	199 276 185	199 276 195	1.100
40	32	10	480	199 276 186	199 276 196	1.767
50	40	10	620	199 276 187	199 276 197	2.131
63	50	10	1230	199 276 188	199 276 198	3.297

d [mm]	D [mm]	H [mm]	H1 [mm]	H2 [mm]	H3 [mm]	H4 [mm]	H5 [mm]	H6 [mm]	L [mm]	L1 [mm]	L2 [mm]	L3 [mm]	L4 [mm]	L5 [mm]	L6 [mm]
16	46	136	29	31	105	40	77	8	108	194	70	36	25	261	73
20	46	136	29	31	105	40	77	8	111	194	70	36	25	261	73
25	56	144	33	39	105	40	77	8	131	194	86	43	25	261	73
32	67	149	38	44	105	40	77	8	148	194	96	48	25	261	73
40	82	177	44	50	127	51	99	9	177	224	114	58	45	305	94
50	98	190	50	63	127	51	99	9	205	224	137	69	45	305	94
63	121	203	61	76	127	51	99	9	261	224	179	90	45	305	94

d [mm]	L7 [mm]	M	z [mm]	z1 [mm]
16	48	6	78	39
20	48	6	79	40
25	48	6	95	48
32	48	6	108	54
40	59	8	133	67
50	59	8	155	78
63	59	8	203	102





PROGEF Standard
3-Way ball valve type 276
Horizontal/L-port DA (Double acting)
Without manual override
With socket fusion spigots

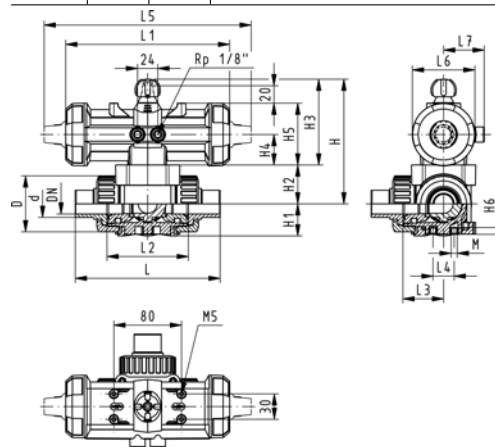
Model:

- Material: PP-H
- Built on with pneumatic actuator PA11 (DN10/15-25), PA21 (DN32-50)
- Control time 90° < 1-3 s
- For easy installation and removal
- Integrated stainless steel mounting inserts

d [mm]	DN [mm]	PN	kv-value ($\Delta p=1$ bar) [l/min]	EPDM Code	FPM Code	kg
16	10	10	75	199 276 162	199 276 172	0.854
20	15	10	75	199 276 163	199 276 173	0.854
25	20	10	150	199 276 164	199 276 174	0.977
32	25	10	280	199 276 165	199 276 175	1.100
40	32	10	480	199 276 166	199 276 176	1.767
50	40	10	620	199 276 167	199 276 177	2.131
63	50	10	1230	199 276 168	199 276 178	3.487

d [mm]	D [mm]	H [mm]	H1 [mm]	H2 [mm]	H3 [mm]	H4 [mm]	H5 [mm]	H6 [mm]	L [mm]	L1 [mm]	L2 [mm]	L3 [mm]	L4 [mm]	L5 [mm]	L6 [mm]
16	46	136	29	31	105	40	77	8	108	194	70	36	25	261	73
20	46	136	29	31	105	40	77	8	133	194	70	36	25	261	73
25	56	144	33	39	105	40	77	8	155	194	86	43	25	261	73
32	67	149	38	44	105	40	77	8	170	194	96	48	25	261	73
40	82	177	44	50	127	51	99	9	201	224	114	58	45	305	94
50	98	190	50	63	127	51	99	9	236	224	137	69	45	305	94
63	121	203	61	76	127	51	99	9	286	224	179	90	45	305	94

d [mm]	L7 [mm]	M
16	48	6
20	48	6
25	48	6
32	48	6
40	59	8
50	59	8
63	59	8





PROGEF Standard
3-Way ball valve type 276
Horizontal/L-port DA (Double acting)
Without manual override
With threaded sockets Rp

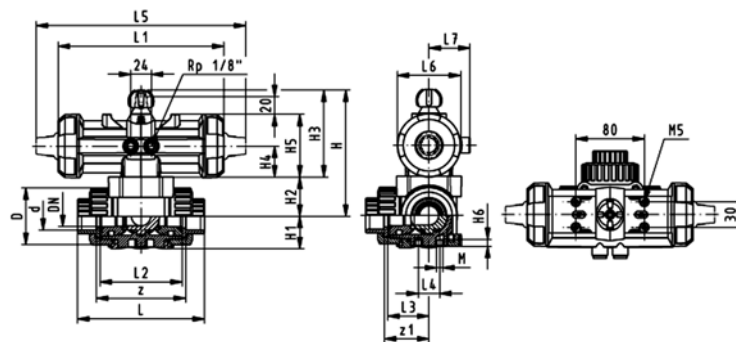
Model:

- Material: PP-H
- Built on with pneumatic actuator PA11 (DN10/15-25), PA21 (DN32-50)
- Control time 90°< 1-3 s
- For easy installation and removal
- Integrated stainless steel mounting inserts

Inch	DN [mm]	PN	kv-value ($\Delta p=1$ bar) [l/min]	EPDM Code	FPM Code	kg
3/8	10	10	50	199 276 282	199 276 292	0.854
1/2	15	10	75	199 276 283	199 276 293	0.854
3/4	20	10	150	199 276 284	199 276 294	0.977
1	25	10	280	199 276 285	199 276 295	1.100
1 1/4	32	10	480	199 276 286	199 276 296	1.767
1 1/2	40	10	620	199 276 287	199 276 297	2.131
2	50	10	1230	199 276 288	199 276 298	3.063

Inch	D [mm]	H [mm]	H1 [mm]	H2 [mm]	H3 [mm]	H4 [mm]	H5 [mm]	H6 [mm]	L [mm]	L1 [mm]	L2 [mm]	L3 [mm]	L4 [mm]	L5 [mm]	L6 [mm]
3/8	46	136	29	31	105	40	77	8	108	194	70	36	25	261	73
1/2	46	136	29	31	105	40	77	8	111	194	70	36	25	261	73
3/4	56	144	33	39	105	40	77	8	131	194	86	43	25	261	73
1	67	149	38	44	105	40	77	8	148	194	96	48	25	261	73
1 1/4	82	177	44	50	127	51	99	9	177	224	114	58	45	305	94
1 1/2	98	190	50	63	127	51	99	9	205	224	137	69	45	305	94
2	121	203	61	76	127	51	99	9	261	224	179	90	45	305	94

Inch	L7 [mm]	M	z [mm]	z1 [mm]
3/8	48	6	78	39
1/2	48	6	79	40
3/4	48	6	95	48
1	48	6	108	54
1 1/4	59	8	133	67
1 1/2	59	8	155	78
2	59	8	203	102





PROGEF Standard
3-Way ball valve type 276
Horizontal/L-port DA (Double acting)
Without manual override
With butt fusion spigots metric

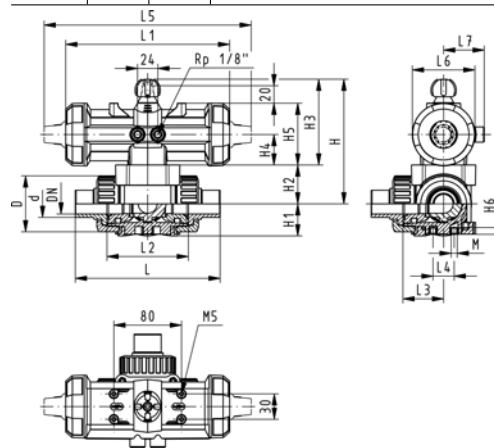
Model:

- Material: PP-H
- Built on with pneumatic actuator PA11 (DN10/15-25), PA21 (DN32-50)
- Control time 90° < 1-3 s
- For easy installation and removal
- Integrated stainless steel mounting inserts

d [mm]	DN [mm]	PN	kv-value ($\Delta p=1$ bar) [l/min]	EPDM Code	FPM Code	kg
20	15	10	75	199 276 243	199 276 253	0.854
25	20	10	150	199 276 244	199 276 254	0.977
32	25	10	280	199 276 245	199 276 255	1.100
40	32	10	480	199 276 246	199 276 256	1.767
50	40	10	620	199 276 247	199 276 257	2.131
63	50	10	1230	199 276 248	199 276 258	3.063

d [mm]	D [mm]	H [mm]	H1 [mm]	H2 [mm]	H3 [mm]	H4 [mm]	H5 [mm]	H6 [mm]	L [mm]	L1 [mm]	L2 [mm]	L3 [mm]	L4 [mm]	L5 [mm]	L6 [mm]
20	46	136	29	31	105	40	77	8	133	194	70	36	25	261	73
25	56	144	33	39	105	40	77	8	155	194	86	43	25	261	73
32	67	149	38	44	105	40	77	8	170	194	96	48	25	261	73
40	82	177	44	50	127	51	99	9	201	224	114	58	45	305	94
50	98	190	50	63	127	51	99	9	236	224	137	69	45	305	94
63	121	203	61	76	127	51	99	9	286	224	179	90	45	305	94

d [mm]	L7 [mm]	M
20	48	6
25	48	6
32	48	6
40	59	8
50	59	8
63	59	8





PROGEF Standard
3-Way ball valve type 276
Horizontal/T-port
Without manual override
With fusion sockets metric

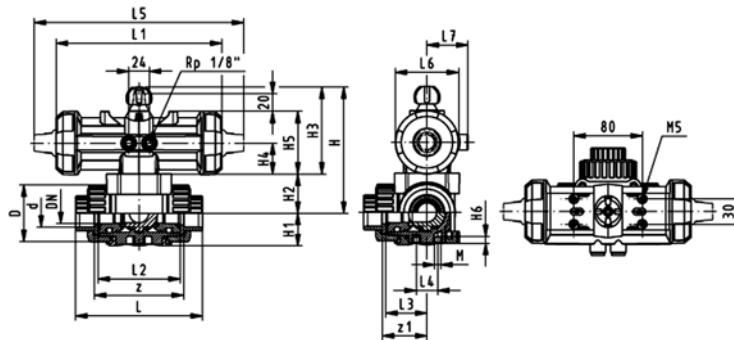
Model:

- Material: PP-H
- Built on with pneumatic actuator PA11 (DN10/15-25), PA21 (DN32-50)
- Actuator fails safe to the closed position FC
- Control time 90°<) 1-3 s
- For easy installation and removal
- Integrated stainless steel mounting inserts

d [mm]	DN [mm]	PN	kv-value ($\Delta p=1$ bar) [l/min]	EPDM Code	FPM Code	kg
16	10	10	140	199 276 062	199 276 072	1.044
20	15	10	200	199 276 063	199 276 073	1.044
25	20	10	470	199 276 064	199 276 074	1.167
32	25	10	793	199 276 065	199 276 075	1.290
40	32	10	1290	199 276 066	199 276 076	2.191
50	40	10	1910	199 276 067	199 276 077	2.555
63	50	10	3100	199 276 068	199 276 078	3.487

d [mm]	D [mm]	H [mm]	H1 [mm]	H2 [mm]	H3 [mm]	H4 [mm]	H5 [mm]	H6 [mm]	L [mm]	L1 [mm]	L2 [mm]	L3 [mm]	L4 [mm]	L5 [mm]	L6 [mm]
16	46	136	29	31	105	40	77	8	108	194	70	36	25	261	73
20	46	136	29	31	105	40	77	8	111	194	70	36	25	261	73
25	56	144	33	39	105	40	77	8	131	194	86	43	25	261	73
32	67	149	38	44	105	40	77	8	148	194	96	48	25	261	73
40	82	177	44	50	127	51	99	9	177	224	114	58	45	305	94
50	98	190	50	63	127	51	99	9	205	224	137	69	45	305	94
63	121	203	61	76	127	51	99	9	261	224	179	90	45	305	94

d [mm]	L7 [mm]	M	z [mm]	z1 [mm]
16	48	6	78	39
20	48	6	79	40
25	48	6	95	48
32	48	6	108	54
40	59	8	133	67
50	59	8	155	78
63	59	8	203	102





PROGEF Standard
3-Way ball valve type 276
Horizontal/T-port
Without manual override
With threaded sockets Rp

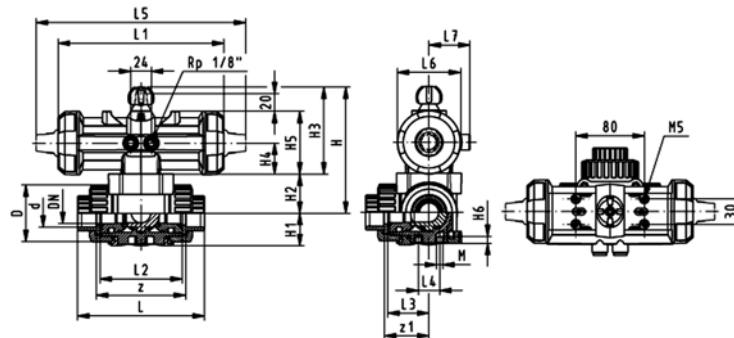
Model:

- Material: PP-H
- Built on with pneumatic actuator PA11 (DN10/15-25), PA21 (DN32-50)
- Actuator fails safe to the closed position FC
- Control time 90°<) 1-3 s
- For easy installation and removal
- Integrated stainless steel mounting inserts

Inch	DN [mm]	PN	kv-value ($\Delta p=1$ bar) [l/min]	EPDM Code	FPM Code	kg
3/8	10	10	140	199 276 142	199 276 152	1.044
1/2	15	10	200	199 276 143	199 276 153	1.044
3/4	20	10	470	199 276 144	199 276 154	1.167
1	25	10	793	199 276 145	199 276 155	1.290
1 1/4	32	10	1290	199 276 146	199 276 156	2.191
1 1/2	40	10	1910	199 276 147	199 276 157	2.555
2	50	10	3100	199 276 148	199 276 158	3.487

Inch	D [mm]	H [mm]	H1 [mm]	H2 [mm]	H3 [mm]	H4 [mm]	H5 [mm]	H6 [mm]	L [mm]	L1 [mm]	L2 [mm]	L3 [mm]	L4 [mm]	L5 [mm]	L6 [mm]
3/8	46	136	29	31	105	40	77	8	108	194	70	36	25	261	73
1/2	46	136	29	31	105	40	77	8	111	194	70	36	25	261	73
3/4	56	144	33	39	105	40	77	8	131	194	86	43	25	261	73
1	67	149	38	44	105	40	77	8	148	194	96	48	25	261	73
1 1/4	82	177	44	50	127	51	99	9	177	224	114	58	45	305	94
1 1/2	98	190	50	63	127	51	99	9	205	224	137	69	45	305	94
2	121	203	61	76	127	51	99	9	261	224	179	90	45	305	94

Inch	L7 [mm]	M	z [mm]	z1 [mm]
3/8	48	6	78	39
1/2	48	6	79	40
3/4	48	6	95	48
1	48	6	108	54
1 1/4	59	8	133	67
1 1/2	59	8	155	78
2	59	8	203	102





PROGEF Standard
3-Way ball valve type 276
Horizontal/T-port
Without manual override
With socket fusion spigots

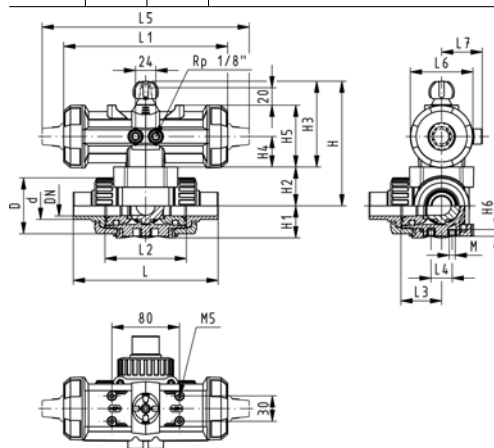
Model:

- Material: PP-H
- Built on with pneumatic actuator PA11 (DN10/15-25), PA21 (DN32-50)
- Actuator fails safe to the closed position FC
- Control time 90°<) 1-3 s
- For easy installation and removal
- Integrated stainless steel mounting inserts

d [mm]	DN [mm]	PN	kv-value ($\Delta p=1$ bar) [l/min]	EPDM Code	FPM Code	kg
16	10	10	200	199 276 042	199 276 052	1.044
20	15	10	200	199 276 043	199 276 053	1.044
25	20	10	470	199 276 044	199 276 054	1.167
32	25	10	793	199 276 045	199 276 055	1.290
40	32	10	1290	199 276 046	199 276 056	2.191
50	40	10	1910	199 276 047	199 276 057	2.555
63	50	10	3100	199 276 048	199 276 058	3.487

d [mm]	D [mm]	H [mm]	H1 [mm]	H2 [mm]	H3 [mm]	H4 [mm]	H5 [mm]	H6 [mm]	L [mm]	L1 [mm]	L2 [mm]	L3 [mm]	L4 [mm]	L5 [mm]	L6 [mm]
16	46	136	29	31	105	40	77	8	108	194	70	36	25	261	73
20	46	136	29	31	105	40	77	8	133	194	70	36	25	261	73
25	56	144	33	39	105	40	77	8	155	194	86	43	25	261	73
32	67	149	38	44	105	40	77	8	170	194	96	48	25	261	73
40	82	177	44	50	127	51	99	9	201	224	114	58	45	305	94
50	98	190	50	63	127	51	99	9	236	224	137	69	45	305	94
63	121	203	61	76	127	51	99	9	286	224	179	90	45	305	94

d [mm]	L7 [mm]	M
16	48	6
20	48	6
25	48	6
32	48	6
40	59	8
50	59	8
63	59	8





PROGEF Standard
3-Way ball valve type 276
Horizontal/T-port
Without manual override
With butt fusion spigots metric

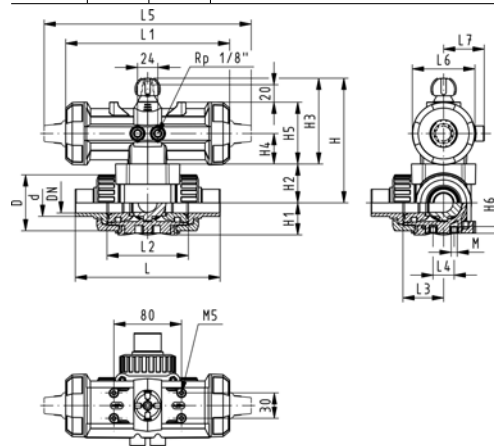
Model:

- Material: PP-H
- Built on with pneumatic actuator PA11 (DN10/15-25), PA21 (DN32-50)
- Actuator fails safe to the closed position FC
- Control time 90°<) 1-3 s
- For easy installation and removal
- Integrated stainless steel mounting inserts

d [mm]	DN [mm]	PN	kv-value ($\Delta p=1$ bar) [l/min]	EPDM Code	FPM Code	kg
20	15	10	200	199 276 103	199 276 113	1.044
25	20	10	470	199 276 104	199 276 114	1.167
32	25	10	793	199 276 105	199 276 115	1.290
40	32	10	1290	199 276 106	199 276 116	2.191
50	40	10	1910	199 276 107	199 276 117	2.555
63	50	10	3100	199 276 108	199 276 118	3.487

d [mm]	D [mm]	H [mm]	H1 [mm]	H2 [mm]	H3 [mm]	H4 [mm]	H5 [mm]	H6 [mm]	L [mm]	L1 [mm]	L2 [mm]	L3 [mm]	L4 [mm]	L5 [mm]	L6 [mm]
20	46	136	29	31	105	40	77	8	133	194	70	36	25	261	73
25	56	144	33	39	105	40	77	8	155	194	86	43	25	261	73
32	67	149	38	44	105	40	77	8	170	194	96	48	25	261	73
40	82	177	44	50	127	51	99	9	201	224	114	58	45	305	94
50	98	190	50	63	127	51	99	9	236	224	137	69	45	305	94
63	121	203	61	76	127	51	99	9	286	224	179	90	45	305	94

d [mm]	L7 [mm]	M
20	48	6
25	48	6
32	48	6
40	59	8
50	59	8
63	59	8





PROGEF Standard
3-Way ball valve type 276
Horizontal/T-port DA (Double acting)
Without manual override
With fusion sockets metric

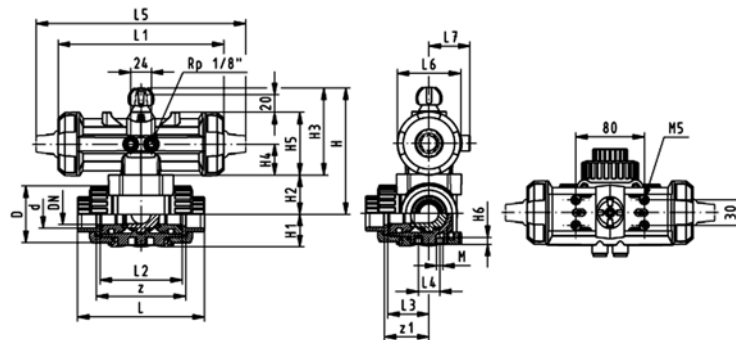
Model:

- Material: PP-H
- Built on with pneumatic actuator PA11 (DN10/15-25), PA21 (DN32-50)
- Control time 90°< 1-3 s
- For easy installation and removal
- Integrated stainless steel mounting inserts

d [mm]	DN [mm]	PN	kv-value ($\Delta p=1$ bar) [l/min]	EPDM Code	FPM Code	kg
16	10	10	140	199 276 222	199 276 232	0.854
20	15	10	200	199 276 223	199 276 233	0.854
25	20	10	470	199 276 224	199 276 234	0.977
32	25	10	793	199 276 225	199 276 235	1.100
40	32	10	1290	199 276 226	199 276 236	1.767
50	40	10	1910	199 276 227	199 276 237	2.131
63	50	10	3100	199 276 228	199 276 238	3.297

d [mm]	D [mm]	H [mm]	H1 [mm]	H2 [mm]	H3 [mm]	H4 [mm]	H5 [mm]	H6 [mm]	L [mm]	L1 [mm]	L2 [mm]	L3 [mm]	L4 [mm]	L5 [mm]	L6 [mm]
16	46	136	29	31	105	40	77	8	108	194	70	36	25	261	73
20	46	136	29	31	105	40	77	8	111	194	70	36	25	261	73
25	56	144	33	39	105	40	77	8	131	194	86	43	25	261	73
32	67	149	38	44	105	40	77	8	148	194	96	48	25	261	73
40	82	177	44	50	127	51	99	9	177	224	114	58	45	305	94
50	98	190	50	63	127	51	99	9	205	224	137	69	45	305	94
63	121	203	61	76	127	51	99	9	261	224	179	90	45	305	94

d [mm]	L7 [mm]	M	z [mm]	z1 [mm]
16	48	6	78	39
20	48	6	79	40
25	48	6	95	48
32	48	6	108	54
40	59	8	133	67
50	59	8	155	78
63	59	8	203	102





PROGEF Standard
3-Way ball valve type 276
Horizontal/T-port DA (Double acting)
Without manual override
With socket fusion spigots

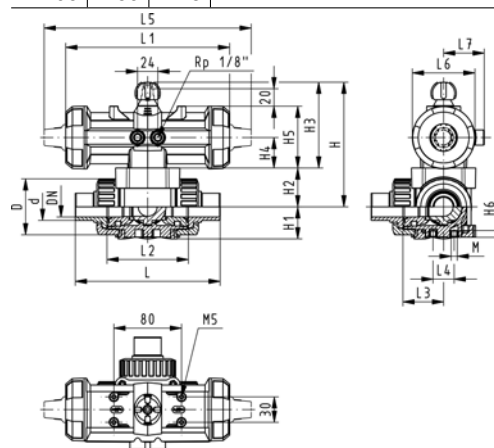
Model:

- Material: PP-H
- Built on with pneumatic actuator PA11 (DN10/15-25), PA21 (DN32-50)
- Control time 90° < 1-3 s
- For easy installation and removal
- Integrated stainless steel mounting inserts

d [mm]	DN [mm]	PN	kv-value ($\Delta p=1$ bar) [l/min]	EPDM Code	FPM Code	kg
16	10	10	200	199 276 202	199 276 212	0.854
20	15	10	200	199 276 203	199 276 213	0.854
25	20	10	470	199 276 204	199 276 214	0.977
32	25	10	793	199 276 205	199 276 215	1.100
40	32	10	1290	199 276 206	199 276 216	1.767
50	40	10	1910	199 276 207	199 276 217	2.131
63	50	10	3100	199 276 208	199 276 218	2.131

d [mm]	D [mm]	H [mm]	H1 [mm]	H2 [mm]	H3 [mm]	H4 [mm]	H5 [mm]	H6 [mm]	L [mm]	L1 [mm]	L2 [mm]	L3 [mm]	L4 [mm]	L5 [mm]	L6 [mm]
16	46	136	29	31	105	40	77	8	108	194	70	36	25	261	73
20	46	136	29	31	105	40	77	8	133	194	70	36	25	261	73
25	56	144	33	39	105	40	77	8	155	194	86	43	25	261	73
32	67	149	38	44	105	40	77	8	170	194	96	48	25	261	73
40	82	177	44	50	127	51	99	9	201	224	114	58	45	305	94
50	98	190	50	63	127	51	99	9	236	224	137	69	45	305	94
63	121	203	61	76	127	51	99	9	286	224	179	90	45	305	94

d [mm]	L7 [mm]	M
16	48	6
20	48	6
25	48	6
32	48	6
40	59	8
50	59	8
63	59	8





PROGEF Standard
3-Way ball valve type 276
Horizontal/T-port DA (Double acting)
Without manual override
With threaded sockets Rp

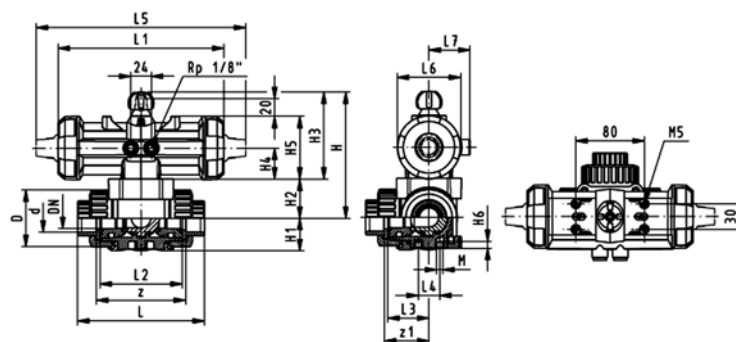
Model:

- Material: PP-H
- Built on with pneumatic actuator PA11 (DN10/15-25), PA21 (DN32-50)
- Control time 90°< 1-3 s
- For easy installation and removal
- Integrated stainless steel mounting inserts

Inch	DN [mm]	PN	kv-value ($\Delta p=1$ bar) [l/min]	EPDM Code	FPM Code	kg
3/8	10	10	140	199 276 302	199 276 312	0.854
1/2	15	10	200	199 276 303	199 276 313	0.854
3/4	20	10	470	199 276 304	199 276 314	0.977
1	25	10	793	199 276 305	199 276 315	1.100
1 1/4	32	10	1290	199 276 306	199 276 316	1.767
1 1/2	40	10	1910	199 276 307	199 276 317	2.131
2	50	10	3100	199 276 308	199 276 318	3.063

Inch	D [mm]	H [mm]	H1 [mm]	H2 [mm]	H3 [mm]	H4 [mm]	H5 [mm]	H6 [mm]	L [mm]	L1 [mm]	L2 [mm]	L3 [mm]	L4 [mm]	L5 [mm]	L6 [mm]
3/8	46	136	29	31	105	40	77	8	108	194	70	36	25	261	73
1/2	46	136	29	31	105	40	77	8	111	194	70	36	25	261	73
3/4	56	144	33	39	105	40	77	8	131	194	86	43	25	261	73
1	67	149	38	44	105	40	77	8	148	194	96	48	25	261	73
1 1/4	82	177	44	50	127	51	99	9	177	224	114	58	45	305	94
1 1/2	98	190	50	63	127	51	99	9	205	224	137	69	45	305	94
2	121	203	61	76	127	51	99	9	261	224	179	90	45	305	94

Inch	L7 [mm]	M	z [mm]	z1 [mm]
3/8	48	6	78	39
1/2	48	6	79	40
3/4	48	6	95	48
1	48	6	108	54
1 1/4	59	8	133	67
1 1/2	59	8	155	78
2	59	8	203	102





PROGEF Standard
3-Way ball valve type 276
Horizontal/T-port DA (Double acting)
Without manual override
With butt fusion spigots metric

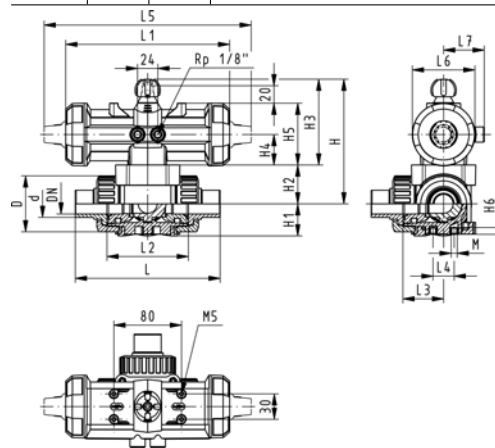
Model:

- Material: PP-H
- Built on with pneumatic actuator PA11 (DN10/15-25), PA21 (DN32-50)
- Control time 90° < 1-3 s
- For easy installation and removal
- Integrated stainless steel mounting inserts

d [mm]	DN [mm]	PN	kv-value ($\Delta p=1$ bar) [l/min]	EPDM Code	FPM Code	kg
20	15	10	200	199 276 263	199 276 273	0.854
25	20	10	470	199 276 264	199 276 274	0.977
32	25	10	793	199 276 265	199 276 275	1.100
40	32	10	1290	199 276 266	199 276 276	1.767
50	40	10	1910	199 276 267	199 276 277	2.131
63	50	10	3100	199 276 268	199 276 278	3.297

d [mm]	D [mm]	H [mm]	H1 [mm]	H2 [mm]	H3 [mm]	H4 [mm]	H5 [mm]	H6 [mm]	L [mm]	L1 [mm]	L2 [mm]	L3 [mm]	L4 [mm]	L5 [mm]	L6 [mm]
20	46	136	29	31	105	40	77	8	133	194	70	36	25	261	73
25	56	144	33	39	105	40	77	8	155	194	86	43	25	261	73
32	67	149	38	44	105	40	77	8	170	194	96	48	25	261	73
40	82	177	44	50	127	51	99	9	201	224	114	58	45	305	94
50	98	190	50	63	127	51	99	9	236	224	137	69	45	305	94
63	121	203	61	76	127	51	99	9	286	224	179	90	45	305	94

d [mm]	L7 [mm]	M
20	48	6
25	48	6
32	48	6
40	59	8
50	59	8
63	59	8



Diaphragm Valves Pneumatic

PROGEF Standard Diaphragm valve type DIASTAR Series 025 FC (Fail safe to close) Unions with fusion sockets metric



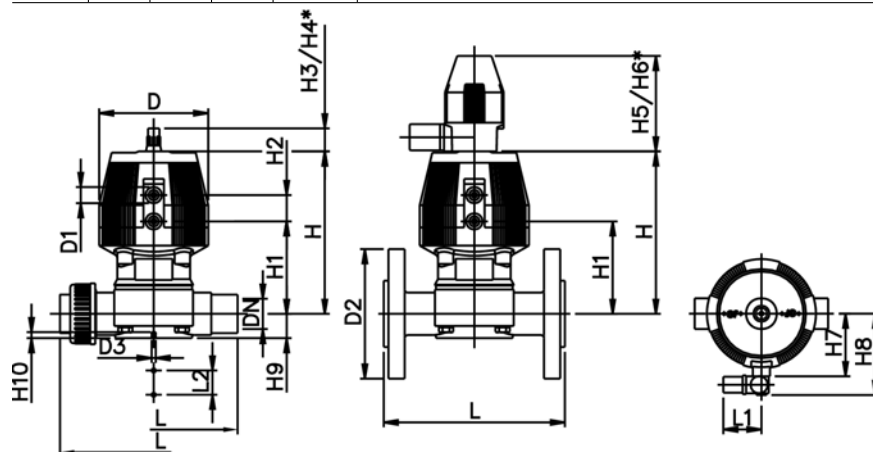
Model:

- Material: PP-H
- With position indicator / Working pressure: both sides

d [mm]	DN [mm]	PN	kv-value ($\Delta p=1$ bar) [l/min]	EPDM Code	PTFE/EPDM Code	kg
20	15	10	72	199 027 201	199 027 231	0.836
25	20	10	120	199 027 202	199 027 232	0.836
32	25	10	238	199 027 203	199 027 233	2.300
40	32	10	341	199 027 204	199 027 234	3.200
50	40	10	460	199 027 205	199 027 235	2.604
63	50	10	685	199 027 206	199 027 236	2.604

d [mm]	D [mm]	D1_G [inch]	D3[M] [mm]	L [mm]	L1 [mm]	L2 [mm]	H [mm]	H1 [mm]	H2 [mm]	H3 [mm]	H4 [mm]	H5 [mm]	H6 [mm]	H7 [mm]
20	96	1/8	6	128	60	25	128	69	25	23	44	100	155	56
25	96	1/8	6	150	60	25	130	71	25	23	44	100	155	56
32	120	1/8	6	162	60	25	166	93	26	36	64	100	155	68
40	150	1/4	8	184	60	45	201	106	36	36	64	100	160	85
50	180	1/4	8	210	60	45	233	119	37	36	64	100	170	101
63	180	1/4	8	248	60	45	247	133	37	36	64	100	170	101

d [mm]	H8 [mm]	H9 [mm]	H10 [mm]	Lift = Hx [mm]
20	86	14	12	8
25	88	18	12	10
32	100	21	12	12
40	117	26	15	14
50	133	33	15	18
63	133	39	15	22





PROGEF Standard
Diaphragm valve type DIASTAR
Series 025 FC (Fail safe to close)
Unions with butt fusion spigots metric

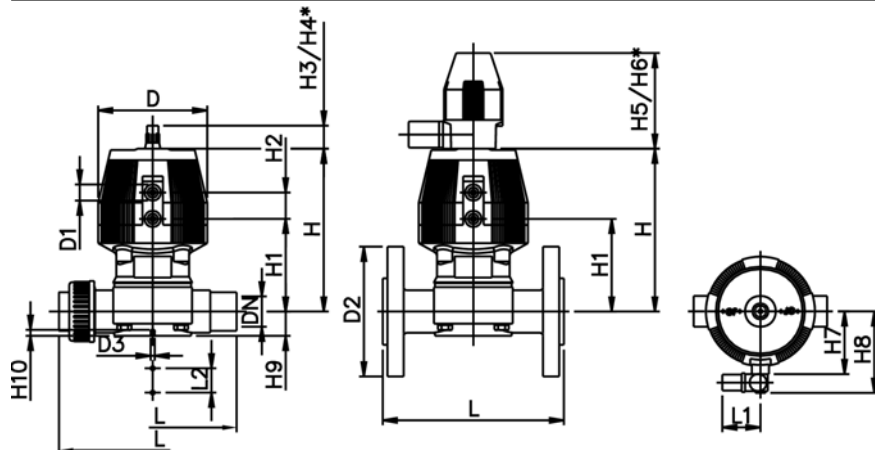
Model:

- Material: PP-H
- With position indicator / Working pressure: **both sides**

d [mm]	DN [mm]	PN	kv-value ($\Delta p=1$ bar) [l/min]	EPDM Code	PTFE/EPDM Code	kg
20	15	10	72	199 027 431	199 027 461	0.836
25	20	10	120	199 027 432	199 027 462	0.836
32	25	10	238	199 027 433	199 027 463	2.300
40	32	10	341	199 027 434	199 027 464	2.604
50	40	10	460	199 027 435	199 027 465	2.604
63	50	10	685	199 027 436	199 027 466	6.400

d [mm]	D [mm]	D1_G [inch]	D3[M] [mm]	L [mm]	L1 [mm]	L2 [mm]	H [mm]	H1 [mm]	H2 [mm]	H3 [mm]	H4 [mm]	H5 [mm]	H6 [mm]	H7 [mm]
20	96	1/8	6	196	60	25	128	69	25	23	44	100	155	56
25	96	1/8	6	221	60	25	130	71	25	23	44	100	155	56
32	120	1/8	6	234	60	25	166	93	26	36	64	100	155	68
40	150	1/4	8	260	60	45	201	106	36	36	64	100	160	85
50	180	1/4	8	284	60	45	233	119	37	36	64	100	170	101
63	180	1/4	8	321	60	45	247	133	37	36	64	100	170	101

d [mm]	H8 [mm]	H9 [mm]	H10 [mm]	Lift = Hx [mm]
20	86	14	12	8
25	88	18	12	10
32	100	21	12	12
40	117	26	15	14
50	133	33	15	18
63	133	39	15	22





PROGEF Standard Diaphragm valve type DIASTAR Series 025 FC (Fail safe to close) With fusion spigots metric

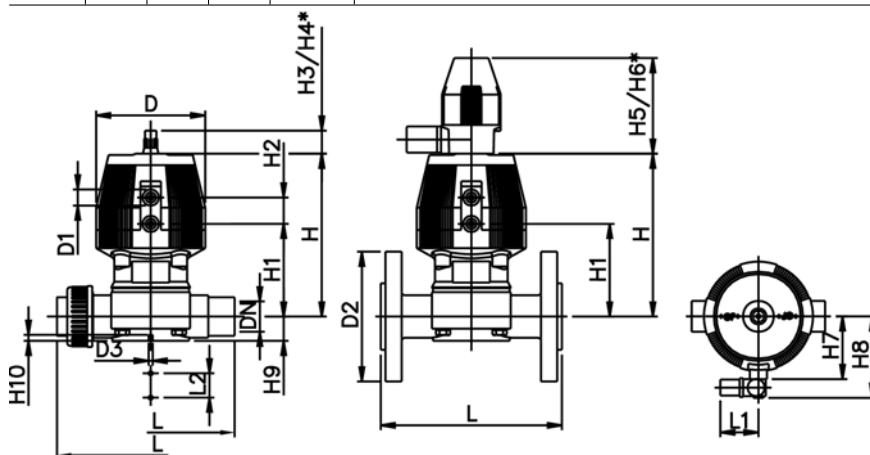
Model:

- Material: PP-H
- With position indicator / Working pressure: **both sides**

d [mm]	DN [mm]	PN	kv-value ($\Delta p=1$ bar) [l/min]	EPDM Code	PTFE/EPDM Code	kg
20	15	10	72	199 025 201	199 025 231	1.200
25	20	10	120	199 025 202	199 025 232	0.916
32	25	10	238	199 025 203	199 025 233	2.200
40	32	10	341	199 025 204	199 025 234	2.604
50	40	10	460	199 025 205	199 025 235	4.165
63	50	10	685	199 025 206	199 025 236	5.900

d [mm]	D [mm]	D1_G [inch]	D3[M] [mm]	L [mm]	L1 [mm]	L2 [mm]	H [mm]	H1 [mm]	H2 [mm]	H3 [mm]	H4 [mm]	H5 [mm]	H6 [mm]	H7 [mm]
20	96	1/8	6	124	60	25	128	69	25	23	44	100	155	56
25	96	1/8	6	144	60	25	130	71	25	23	44	100	155	56
32	120	1/8	6	154	60	25	166	93	26	36	64	100	155	68
40	150	1/4	8	174	60	45	201	106	36	36	64	100	160	85
50	180	1/4	8	194	60	45	233	119	37	36	64	100	170	101
63	180	1/4	8	224	60	45	247	133	37	36	64	100	170	101

d [mm]	H8 [mm]	H9 [mm]	H10 [mm]	Lift = Hx [mm]
20	86	14	12	8
25	88	18	12	10
32	100	21	12	12
40	117	26	15	14
50	133	33	15	18
63	133	39	15	22





PROGEF Standard
Diaphragm valve type DIASTAR
Series 025 FC (Fail safe to close)
With butt fusion spigots metric

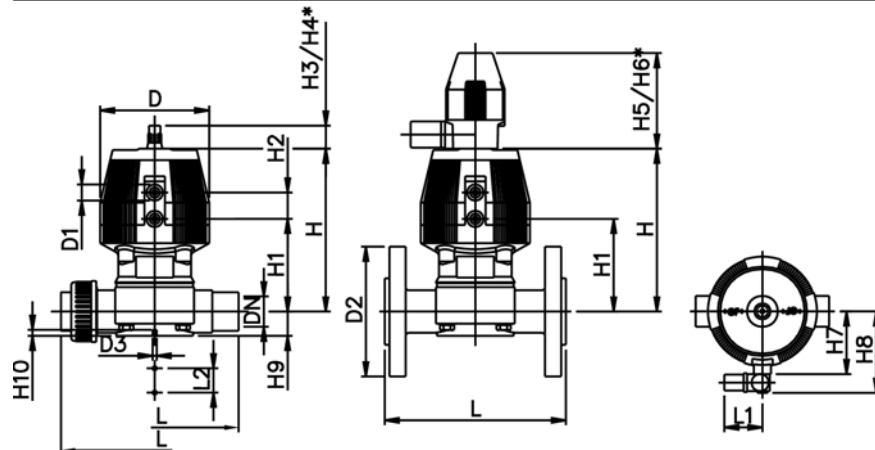
Model:

- Material: PP-H
- With position indicator / Working pressure: **both sides**

d [mm]	DN [mm]	PN	kv-value ($\Delta p=1$ bar) [l/min]	EPDM Code	PTFE/EPDM Code	kg
20	15	10	72	199 025 881	199 025 901	0.739
25	20	10	120	199 025 882	199 025 902	0.836
32	25	10	238	199 025 883	199 025 903	1.505
40	32	10	341	199 025 884	199 025 904	0.238
50	40	10	460	199 025 885	199 025 905	4.165
63	50	10	685	199 025 886	199 025 906	5.600

d [mm]	D [mm]	D1_G [inch]	D3[M] [mm]	L [mm]	L1 [mm]	L2 [mm]	H [mm]	H1 [mm]	H2 [mm]	H3 [mm]	H4 [mm]	H5 [mm]	H6 [mm]	H7 [mm]
20	96	1/8	6	124	60	25	125	69	25	23	44	100	155	56
25	96	1/8	6	144	60	25	127	71	25	23	44	100	155	56
32	120	1/8	6	154	60	25	163	93	26	36	64	100	155	68
40	150	1/4	8	174	60	45	196	106	36	36	64	100	160	85
50	180	1/4	8	194	60	45	227	119	37	36	64	100	170	101
63	180	1/4	8	224	60	45	241	133	37	36	64	100	170	101

d [mm]	H8 [mm]	H9 [mm]	H10 [mm]	Lift = Hx [mm]
20	86	14	12	8
25	88	18	12	10
32	100	21	12	12
40	117	26	15	14
50	133	33	15	18
63	133	39	15	22





PROGEF Standard Diaphragm valve type DIASTAR Series 025 FC (Fail safe to close) With backing flanges PP-V metric

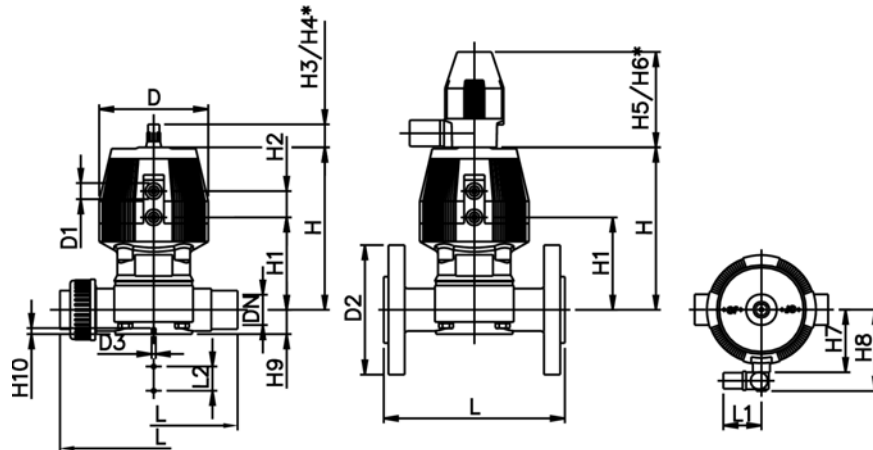
Model:

- Material: PP-H
- Connecting dimensions: ISO 7005 / EN 1092 / DIN 2501 PN10 / BS4504
- With position indicator / Working pressure: **both sides**

d [mm]	DN [mm]	Inch	PN	kv-value ($\Delta p=1$ bar) [l/min]	EPDM Code	PTFE/EPDM Code	kg
20	15	½	10	72	199 025 261	199 025 291	0.739
25	20	¾	10	120	199 025 262	199 025 292	0.836
32	25	1	10	238	199 025 263	199 025 293	1.505
40	32	1 ¼	10	341	199 025 264	199 025 294	2.604
50	40	1 ½	10	460	199 025 265	199 025 295	4.165
63	50	2	10	685	199 025 266	199 025 296	6.900

d [mm]	D [mm]	D1_G [inch]	D2 [mm]	D3[M] [mm]	L [mm]	L1 [mm]	L2 [mm]	H [mm]	H1 [mm]	H2 [mm]	H3 [mm]	H4 [mm]	H5 [mm]	H6 [mm]
20	96	¾	95	6	130	60	25	128	69	25	23	44	100	155
25	96	¾	105	6	150	60	25	130	71	25	23	44	100	155
32	120	¾	115	6	160	60	25	166	93	26	36	64	100	155
40	150	¾	140	8	180	60	45	201	106	36	36	64	100	160
50	180	¾	150	8	200	60	45	233	119	37	36	64	100	170
63	180	¾	165	8	230	60	45	247	133	37	36	64	100	170

d [mm]	H7 [mm]	H8 [mm]	H9 [mm]	H10 [mm]	Lift = Hx [mm]
20	56	86	14	12	8
25	56	88	18	12	10
32	68	100	21	12	12
40	85	117	26	15	14
50	101	133	33	15	18
63	101	133	39	15	22





PROGEF Standard Diaphragm valve type DIASTAR Series 025 FC (Fail safe to close) With fixed flanges PP metric

Model:

- Material: PP-H
- Connecting dimensions: ISO 7005 / EN 1092 / DIN 2501 PN10 / BS4504
- With position indicator / Working pressure: **one side**

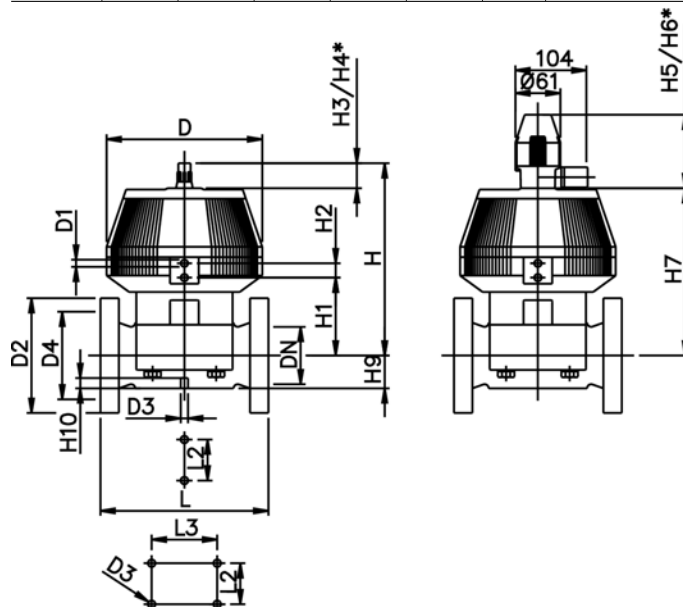
* With backing flanges PP-V

** Connecting dimensions DN80 and DN150 metric and Inch ANSI B16.5

d [mm]	DN [mm]	Inch	PN	kv-value ($\Delta p=1$ bar) [l/min]	EPDM Code	PTFE/EPDM Code	kg
*75	65	2 ½	10	992	199 025 267	199 025 297	13.600
**90	80	3	10	1700	199 025 268	199 025 298	17.400
110	100	4	8	2700	199 025 269	199 025 299	24.700
**160	150	6	6	6033	199 025 270	-	35.000

d [mm]	D [mm]	D1_G [inch]	D2 [mm]	D3[M] [mm]	D4 [mm]	L [mm]	L2 [mm]	L3 [mm]	H [mm]	H1 [mm]	H2 [mm]	H3 [mm]
*75	280	¼	185	8	145	290	70		344	148	24	46
**90	280	¼	200	12	160	310	120		348	150	24	46
110	335	¼	225	12	180	350	120		395	176	24	46
**160	335	¼	285	12	240	480	100	200	455	237	24	46

d [mm]	H4 [mm]	H5 [mm]	H6 [mm]	H7 [mm]	H9 [mm]	H10 [mm]
*75	100	129	195	298	46	15
**90	100	129	195	302	57	15
110	100	129	195	349	69	20
**160	100	129	195	409	108	20





PROGEF Standard

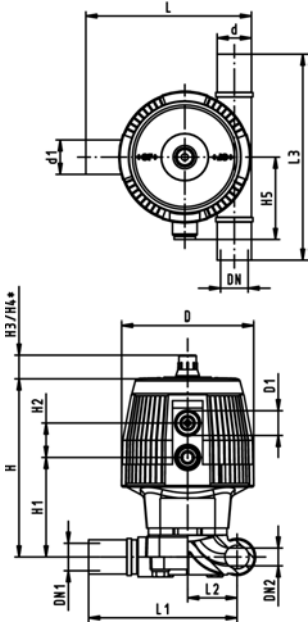
Diaphragm valve type DIASTAR

Series 025 FC (Fail safe to close)

ZERO STATIC with butt fusion spigots metric

Model:

- Material: PP-H
- With position indicator
- DN2: for coordination of accessoires



d [mm]	d1 [mm]	DN [mm]	DN1 [mm]	DN2 [mm]	PN	kv-value ($\Delta p=1$ bar) [l/min]	EPDM Code	PTFE Code	kg
20	20	15	15	15	10	47	199 029 461	199 029 301	1.510
25	20	20	15	20	10	69	199 029 462	199 029 302	2.013
25	25	20	20	20	10	91	199 029 463	199 029 303	2.013
32	20	25	15	25	10	86	199 029 464	199 029 304	2.564
32	25	25	20	25	10	126	199 029 465	199 029 305	2.564
32	32	25	25	25	10	156	199 029 466	199 029 306	2.564
40	20	32	15	25	10	84	199 029 467	199 029 307	2.604
50	20	40	15	25	10	82	199 029 471	199 029 311	2.647
50	25	40	20	25	10	124	199 029 472	199 029 312	2.647
50	32	40	25	25	10	159	199 029 473	199 029 313	2.646
63	20	50	15	25	10	81	199 029 476	199 029 316	2.715
63	25	50	20	25	10	115	199 029 477	199 029 317	2.717
63	32	50	25	25	10	156	199 029 478	199 029 318	2.714
90	20	80	15	25	10	88	199 029 485	199 029 325	2.742
90	25	80	20	25	6	133	199 029 486	199 029 326	2.756
90	32	80	25	25	6	162	199 029 487	199 029 327	2.737
90	50	80	40	50	6	504	199 029 488	199 029 328	5.679
90	63	80	50	50	6	530	199 029 489	199 029 329	5.679
110	20	100	15	25	6	89	199 029 490	199 029 330	2.837
110	25	100	20	25	6	123	199 029 491	199 029 331	2.835
110	50	100	25	25	6	159	199 029 492	199 029 332	2.834
110	63	100	40	50	6	503	199 029 493	199 029 333	5.869
110	63	100	50	50	10	543	199 029 494	199 029 334	5.822

d [mm]	L [mm]	L1 [mm]	L2 [mm]	L3 [mm]	H [mm]	H1 [mm]	H2 [mm]	H3 [mm]	H4 [mm]	H5 [mm]	D [mm]	D1 [inch]	Lift = Hx [mm]
20	106	96	30	140	128	69	25	23	44	56	96	1/8	8
25	121	108	36	150	130	71	25	23	44	56	96	1/8	10
25	121	108	36	150	130	71	25	23	44	56	96	1/8	10
32	137	120	43	160	166	93	26	36	64	68	120	1/8	12
32	137	120	43	160	166	93	26	36	64	68	120	1/8	12
32	137	120	43	160	166	93	26	36	64	68	120	1/8	12
40	149	128	51	180	166	93	26	36	64	68	120	1/8	12
50	159	134	57	180	166	93	26	36	64	68	120	1/8	12
50	159	134	57	180	166	93	26	36	64	68	120	1/8	12
50	159	134	57	180	166	93	26	36	64	68	120	1/8	12
63	175	144	67	180	166	93	26	36	64	68	120	1/8	12
63	175	144	67	180	166	93	26	36	64	68	120	1/8	12
63	175	144	67	180	166	93	26	36	64	68	120	1/8	12
90	204	159	82	160	166	93	26	36	64	68	120	1/8	12
90	204	159	82	160	166	93	26	36	64	68	120	1/8	12
90	204	159	82	160	166	93	26	36	64	68	120	1/8	12
90	252	207	95	220	247	133	37	36	64	101	180	1/4	22
90	252	207	95	220	247	133	37	36	64	101	180	1/4	22
110	226	171	94	160	166	93	26	36	64	68	120	1/8	12
110	226	171	94	160	166	93	26	36	64	68	120	1/8	12
110	226	171	94	160	166	93	26	36	64	68	120	1/8	12
110	274	219	107	220	247	133	37	36	64	101	180	1/4	22
110	274	219	107	220	247	133	37	36	64	101	180	1/4	22



PROGEF Standard Diaphragm valve type DIASTAR Series 025 FO (Fail safe to open) Unions with fusion sockets metric

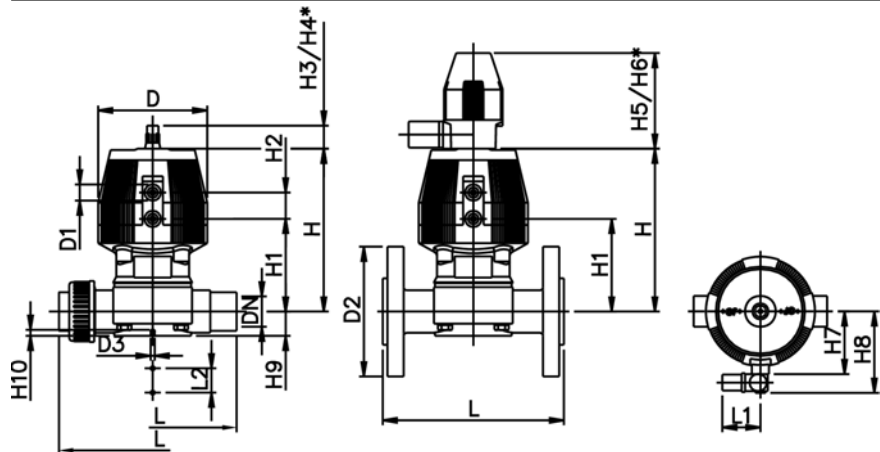
Model:

- Material: PP-H
- With position indicator / Working pressure: **both sides**

d [mm]	DN [mm]	PN	kv-value ($\Delta p=1$ bar) [l/min]	EPDM Code	PTFE/EPDM Code	kg
20	15	10	72	199 027 211	199 027 241	0.504
25	20	10	120	199 027 212	199 027 242	0.790
32	25	10	238	199 027 213	199 027 243	1.110
40	32	10	341	199 027 214	199 027 244	1.300
50	40	10	460	199 027 215	199 027 245	2.310
63	50	10	685	199 027 216	199 027 246	2.710

d [mm]	D [mm]	D1_G [inch]	D3[M] [mm]	L [mm]	L1 [mm]	L2 [mm]	H [mm]	H1 [mm]	H2 [mm]	H3 [mm]	H4 [mm]	H5 [mm]	H6 [mm]	H7 [mm]
20	68	1/8	6	128	60	25	99	59	24	23	44	100	155	44
25	96	1/8	6	150	60	25	130	71	25	23	44	100	155	56
32	96	1/8	6	162	60	25	143	85	25	23	44	100	155	56
40	120	1/8	8	184	60	45	170	97	26	36	64	100	160	68
50	150	1/4	8	210	60	45	203	108	36	36	64	100	170	85
63	150	1/4	8	248	60	45	220	126	36	36	64	100	170	85

d [mm]	H8 [mm]	H9 [mm]	H10 [mm]	Lift = Hx [mm]
20	76	14	12	8
25	88	18	12	10
32	88	21	12	12
40	100	26	15	14
50	117	33	15	18
63	117	39	15	22





PROGEF Standard Diaphragm valve type DIASTAR Series 025 FO (Fail safe to open) Unions with butt fusion spigots metric

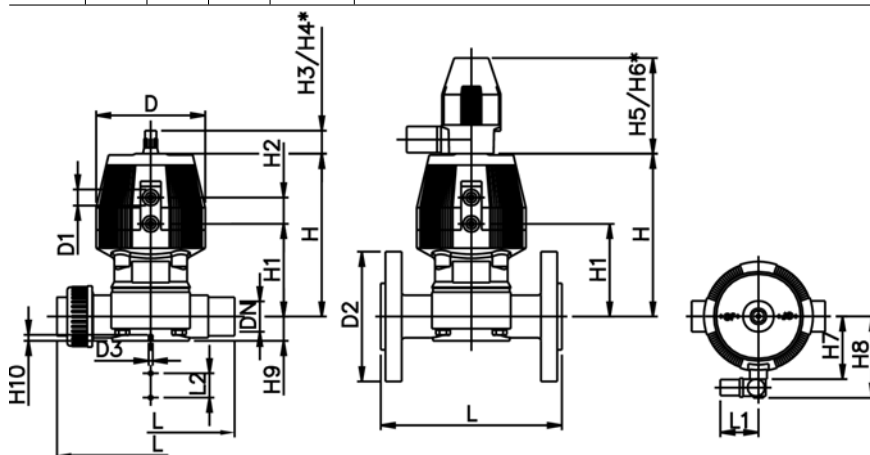
Model:

- Material: PP-H
- With position indicator / Working pressure: **both sides**

d [mm]	DN [mm]	PN	kv-value ($\Delta p=1$ bar) [l/min]	EPDM Code	PTFE/EPDM Code	kg
20	15	10	72	199 027 441	199 027 471	0.504
25	20	10	120	199 027 442	199 027 472	0.790
32	25	10	238	199 027 443	199 027 473	1.110
40	32	10	341	199 027 444	199 027 474	1.300
50	40	10	460	199 027 445	199 027 475	2.310
63	50	10	685	199 027 446	199 027 476	2.710

d [mm]	D [mm]	D1_G [inch]	D3[M] [mm]	L [mm]	L1 [mm]	L2 [mm]	H [mm]	H1 [mm]	H2 [mm]	H3 [mm]	H4 [mm]	H5 [mm]	H6 [mm]	H7 [mm]
20	68	1/8	6	196	60	25	99	59	24	23	44	100	155	44
25	96	1/8	6	221	60	25	130	71	25	23	44	100	155	56
32	96	1/8	6	234	60	25	143	85	25	23	44	100	155	56
40	120	1/8	8	260	60	45	170	97	26	36	64	100	160	68
50	150	1/4	8	284	60	45	203	108	36	36	64	100	170	85
63	150	1/4	8	321	60	45	220	126	36	36	64	100	170	85

d [mm]	H8 [mm]	H9 [mm]	H10 [mm]	Lift = Hx [mm]
20	76	14	12	8
25	88	18	12	10
32	88	21	12	12
40	100	26	15	14
50	117	33	15	18
63	117	39	15	22





PROGEF Standard
Diaphragm valve type DIASTAR
Series 025 FO (Fail safe to open)
With fusion spigots metric

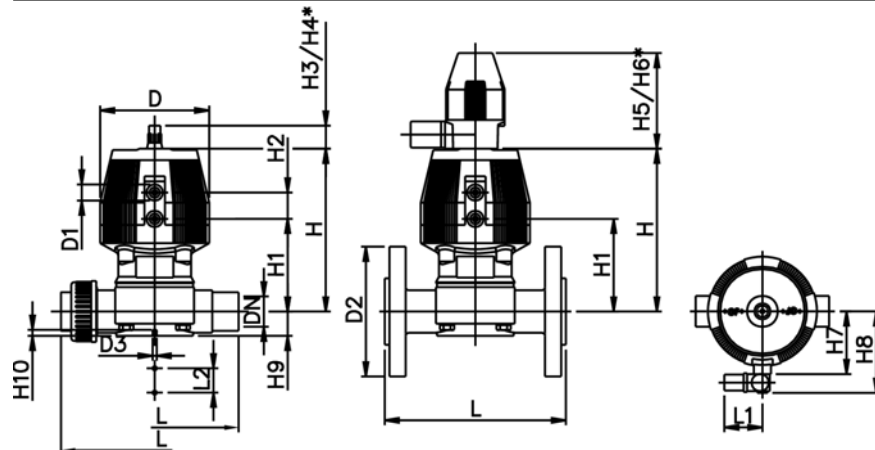
Model:

- Material: PP-H
- With position indicator / Working pressure: **both sides**

d [mm]	DN [mm]	PN	kv-value ($\Delta p=1$ bar) [l/min]	EPDM Code	PTFE/EPDM Code	kg
20	15	10	72	199 025 211	199 025 241	0.374
25	20	10	120	199 025 212	199 025 242	0.660
32	25	10	238	199 025 213	199 025 243	0.910
40	32	10	341	199 025 214	199 025 244	1.150
50	40	10	460	199 025 215	199 025 245	1.410
63	50	10	685	199 025 216	199 025 246	2.660

d [mm]	D [mm]	D1_G [inch]	D3[M] [mm]	L [mm]	L1 [mm]	L2 [mm]	H [mm]	H1 [mm]	H2 [mm]	H3 [mm]	H4 [mm]	H5 [mm]	H6 [mm]	H7 [mm]
20	68	1/8	6	124	60	25	99	59	24	23	44	100	155	44
25	96	1/8	6	144	60	25	130	71	25	23	44	100	155	56
32	96	1/8	6	154	60	25	143	85	25	23	44	100	155	56
40	120	1/8	8	174	60	45	170	97	26	36	64	100	160	68
50	150	1/4	8	194	60	45	203	108	36	36	64	100	170	85
63	150	1/4	8	224	60	45	220	126	36	36	64	100	170	85

d [mm]	H8 [mm]	H9 [mm]	H10 [mm]	Lift = Hx [mm]
20	76	14	12	8
25	88	18	12	10
32	88	21	12	12
40	100	26	15	14
50	117	33	15	18
63	117	39	15	22





PROGEF Standard Diaphragm valve type DIASTAR Series 025 FO (Fail safe to open) With butt fusion spigots metric

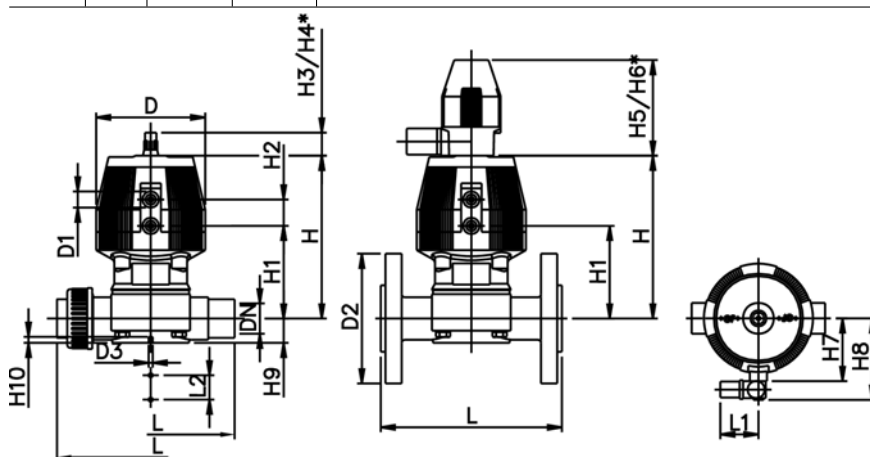
Model:

- Material: PP-H
- With position indicator / Working pressure: **both sides**

d [mm]	DN [mm]	PN	kv-value ($\Delta p=1$ bar) [l/min]	EPDM Code	PTFE/EPDM Code	kg
20	15	10	72	199 025 887	199 025 907	0.374
25	20	10	120	199 025 888	199 025 908	0.660
32	25	10	238	199 025 889	199 025 909	0.910
40	32	10	341	199 025 890	199 025 910	1.150
50	40	10	460	199 025 891	199 025 911	1.410
63	50	10	685	199 025 892	199 025 912	2.660

d [mm]	D [mm]	L [mm]	L1 [mm]	L2 [mm]	H [mm]	H1 [mm]	H2 [mm]	H3 [mm]	H4 [mm]	H5 [mm]	H6 [mm]	H7 [mm]	H8 [mm]	H9 [mm]	D1_G [inch]
20	68	124	60	25	99	59	24	23	44	100	155	44	76	14	1/8
25	96	144	60	25	130	71	25	23	44	100	155	56	88	18	1/8
32	96	154	60	25	143	85	25	23	44	100	155	56	88	21	1/8
40	120	174	60	45	170	97	26	36	64	100	160	68	100	26	1/8
50	150	194	60	45	203	108	36	36	64	100	170	85	117	33	1/4
63	150	224	60	45	220	126	36	36	64	100	170	85	117	39	1/4

d [mm]	H10 [mm]	D3[M] [mm]	Lift = Hx [mm]
20	12	6	8
25	12	6	10
32	12	6	12
40	15	8	14
50	15	8	18
63	15	8	22





PROGEF Standard
Diaphragm valve type DIASTAR
Series 025 FO (Fail safe to open)
With backing flanges PP-V metric

Model:

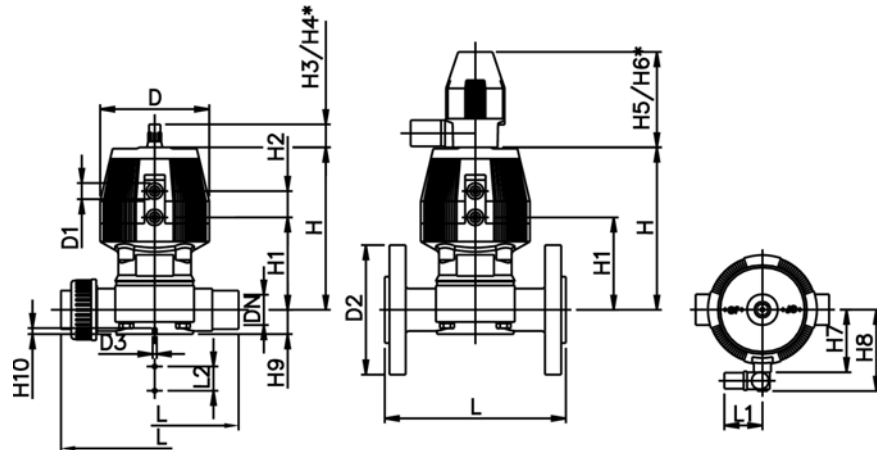
- Material: PP-H
- Connecting dimensions: ISO 7005 / EN 1092 / DIN 2501 PN10 / BS4504

- With position indicator / Working pressure: **both sides**

d [mm]	DN [mm]	Inch	PN	kv-value ($\Delta p=1$ bar) [l/min]	EPDM Code	PTFE/EPDM Code	kg
20	15	½	10	72	199 025 271	199 025 301	0.654
25	20	¾	10	120	199 025 272	199 025 302	0.890
32	25	1	10	238	199 025 273	199 025 303	1.310
40	32	1 ¼	10	341	199 025 274	199 025 304	1.650
50	40	1 ½	10	460	199 025 275	199 025 305	2.310
63	50	2	10	685	199 025 276	199 025 306	3.710

d [mm]	D [mm]	D1_G [inch]	D2 [mm]	D3[M] [mm]	L [mm]	L1 [mm]	L2 [mm]	H [mm]	H1 [mm]	H2 [mm]	H3 [mm]	H4 [mm]	H5 [mm]	H6 [mm]
20	68	⅝	95	6	130	60	25	99	59	24	23	44	100	155
25	96	⅝	105	6	150	60	25	130	71	25	23	44	100	155
32	96	⅝	115	6	160	60	25	143	85	25	23	44	100	155
40	120	⅝	140	8	180	60	45	170	97	26	36	64	100	160
50	150	¾	150	8	200	60	45	203	108	36	36	64	100	170
63	150	¾	165	8	230	60	45	220	126	36	36	64	100	170

d [mm]	H7 [mm]	H8 [mm]	H9 [mm]	H10 [mm]	Lift = Hx [mm]
20	44	76	14	12	8
25	56	88	18	12	10
32	56	88	21	12	12
40	68	100	26	15	14
50	85	117	33	15	18
63	85	117	39	15	22





PROGEF Standard

Diaphragm valve type DIASTAR

Series 025 FO (Fail safe to open)

With fixed flanges PP metric

Model:

- Material: PP-H
- Connecting dimensions: ISO 7005 / EN 1092 / DIN 2501 PN10 / BS4504
- With position indicator / Working pressure: **one side**

** Connecting dimensions DN80 and DN150 metric and Inch ANSI B16.5

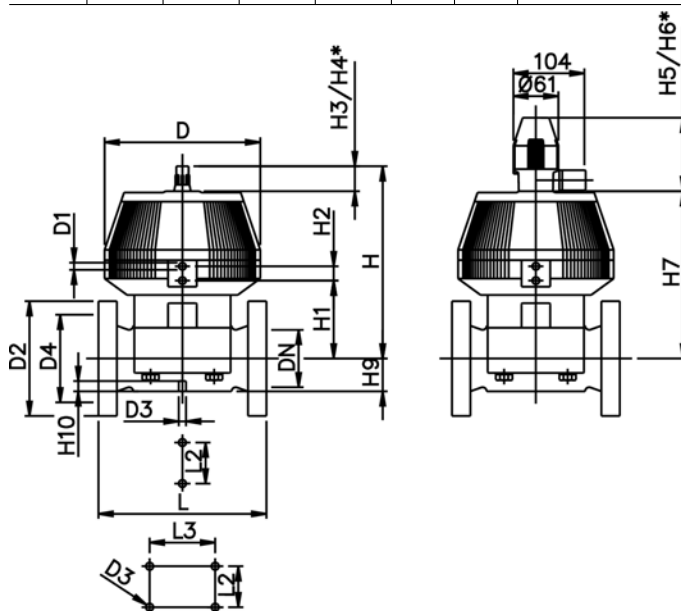
* With backing flanges PP-V

** with fixed flanges PP metric and Inch ANSI

d [mm]	DN [mm]	Inch	PN	kv-value ($\Delta p=1$ bar) [l/min]	EPDM Code	PTFE/EPDM Code	kg
*75	65	2 ½	10	992	199 025 277	199 025 307	13.600
**90	80	3	10	1700	199 025 278	199 025 308	17.400
110	100	4	8	2700	199 025 279	199 025 309	24.700
160	150	6	6	6033	199 025 280	199 025 310	35.000

d [mm]	D [mm]	D1_G [inch]	D2 [mm]	D3[M] [mm]	D4 [mm]	L [mm]	L2 [mm]	L3 [mm]	H [mm]	H1 [mm]	H2 [mm]	H3 [mm]
*75	280	¼	185	8	145	290	70		344	148	24	46
**90	280	¼	200	12	160	310	120		348	150	24	46
110	335	¼	225	12	180	350	120		395	176	24	46
160	335	¼	285	12	240	480	100	200	455	237	24	46

d [mm]	H4 [mm]	H5 [mm]	H6 [mm]	H7 [mm]	H9 [mm]	H10 [mm]
*75	100	129	195	298	46	15
**90	100	129	195	302	57	15
110	100	129	195	349	69	20
160	100	129	195	409	108	20





PROGEF Standard Diaphragm valve type DIASTAR Series 025 DA (Double acting) Unions with fusion sockets metric

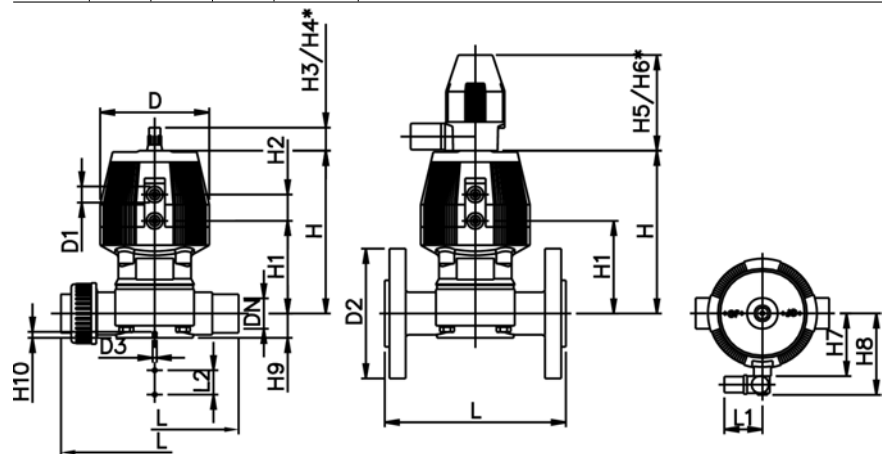
Model:

- Material: PP-H
- With position indicator / Working pressure: **both sides**

d [mm]	DN [mm]	PN	kv-value ($\Delta p=1$ bar) [l/min]	EPDM Code	PTFE/EPDM Code	kg
20	15	10	72	199 027 221	199 027 251	0.504
25	20	10	120	199 027 222	199 027 252	0.790
32	25	10	238	199 027 223	199 027 253	1.110
40	32	10	341	199 027 224	199 027 254	1.300
50	40	10	460	199 027 225	199 027 255	2.310
63	50	10	685	199 027 226	199 027 256	2.710

d [mm]	D [mm]	D1_G [inch]	D3[M] [mm]	L [mm]	L1 [mm]	L2 [mm]	H [mm]	H1 [mm]	H2 [mm]	H3 [mm]	H4 [mm]	H5 [mm]	H6 [mm]	H7 [mm]
20	68	1/8	6	128	60	25	98	59	24	23	44	100	155	44
25	96	1/8	6	150	60	25	127	71	25	23	44	100	155	56
32	96	1/8	6	162	60	25	141	85	25	23	44	100	155	56
40	120	1/8	8	184	60	45	167	97	26	36	64	100	160	68
50	150	1/4	8	210	60	45	198	108	36	36	64	100	170	85
63	150	1/4	8	248	60	45	216	126	36	36	64	100	170	85

d [mm]	H8 [mm]	H9 [mm]	H10 [mm]	Lift = Hx [mm]
20	76	14	12	8
25	88	18	12	10
32	88	21	12	12
40	100	26	15	14
50	117	33	15	18
63	117	39	15	22





PROGEF Standard Diaphragm valve type DIASTAR Series 025 DA (Double acting) Unions with butt fusion spigots metric

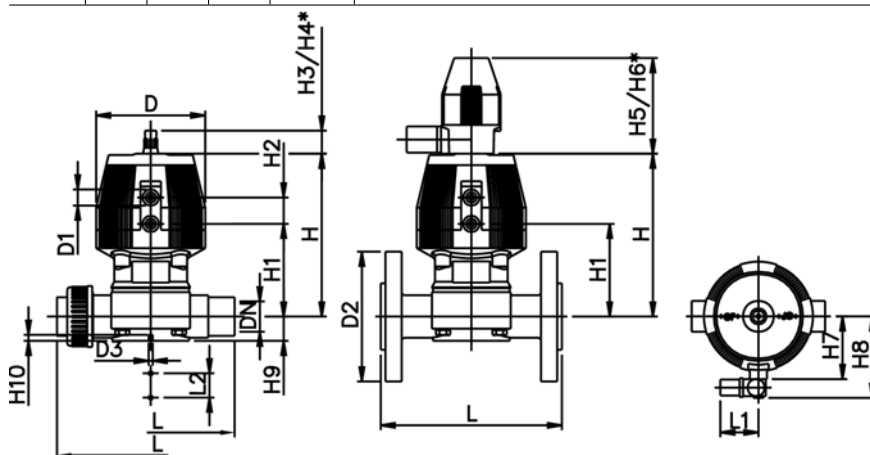
Model:

- Material: PP-H
- With position indicator / Working pressure: **both sides**

d [mm]	DN [mm]	PN	kv-value ($\Delta p=1$ bar) [l/min]	EPDM Code	PTFE/EPDM Code	kg
20	15	10	72	199 027 451	199 027 481	0.504
25	20	10	120	199 027 452	199 027 482	0.790
32	25	10	238	199 027 453	199 027 483	1.110
40	32	10	341	199 027 454	199 027 484	1.300
50	40	10	460	199 027 455	199 027 485	2.310
63	50	10	685	199 027 456	199 027 486	2.710

d [mm]	D [mm]	D1_G [inch]	D3[M] [mm]	L [mm]	L1 [mm]	L2 [mm]	H [mm]	H1 [mm]	H2 [mm]	H3 [mm]	H4 [mm]	H5 [mm]	H6 [mm]	H7 [mm]
20	68	1/8	6	196	60	25	99	59	24	23	44	100	155	44
25	96	1/8	6	221	60	25	130	71	25	23	44	100	155	56
32	96	1/8	6	234	60	25	143	85	25	23	44	100	155	56
40	120	1/8	8	260	60	45	170	97	26	36	64	100	160	68
50	150	1/4	8	284	60	45	203	108	36	36	64	100	170	85
63	150	1/4	8	321	60	45	220	126	36	36	64	100	170	85

d [mm]	H8 [mm]	H9 [mm]	H10 [mm]	Lift = Hx [mm]
20	76	14	12	8
25	88	18	12	10
32	88	21	12	12
40	100	26	15	14
50	117	33	15	18
63	117	39	15	22





PROGEF Standard Diaphragm valve type DIASTAR Series 025 DA (Double acting) With fusion spigots metric

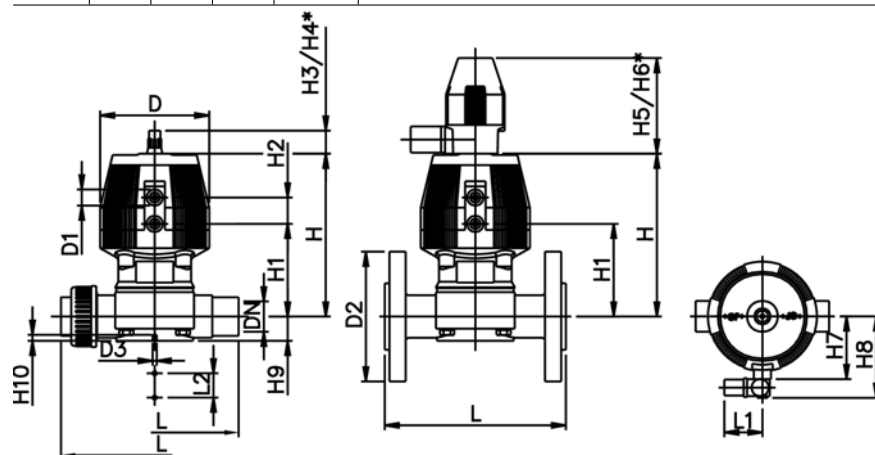
Model:

- Material: PP-H
- With position indicator / Working pressure: **both sides**

d [mm]	DN [mm]	PN	kv-value ($\Delta p=1$ bar) [l/min]	EPDM Code	PTFE/EPDM Code	kg
20	15	10	72	199 025 221	199 025 251	0.374
25	20	10	120	199 025 222	199 025 252	0.660
32	25	10	238	199 025 223	199 025 253	0.910
40	32	10	341	199 025 224	199 025 254	1.150
50	40	10	460	199 025 225	199 025 255	1.410
63	50	10	685	199 025 226	199 025 256	2.660

d [mm]	D [mm]	D1_G [inch]	D3[M] [mm]	L [mm]	L1 [mm]	L2 [mm]	H [mm]	H1 [mm]	H2 [mm]	H3 [mm]	H4 [mm]	H5 [mm]	H6 [mm]	H7 [mm]
20	68	1/8	6	124	60	25	99	59	24	23	44	100	155	44
25	96	1/8	6	144	60	25	130	71	25	23	44	100	155	56
32	96	1/8	6	154	60	25	143	85	25	23	44	100	155	56
40	120	1/8	8	174	60	45	170	97	26	36	64	100	160	68
50	150	1/4	8	194	60	45	203	108	36	36	64	100	170	85
63	150	1/4	8	224	60	45	220	126	36	36	64	100	170	85

d [mm]	H8 [mm]	H9 [mm]	H10 [mm]	Lift = Hx [mm]
20	76	14	12	8
25	88	18	12	10
32	88	21	12	12
40	100	26	15	14
50	117	33	15	18
63	117	39	15	22





PROGEF Standard Diaphragm valve type DIASTAR Series 025 DA (Double acting) With butt fusion spigots metric

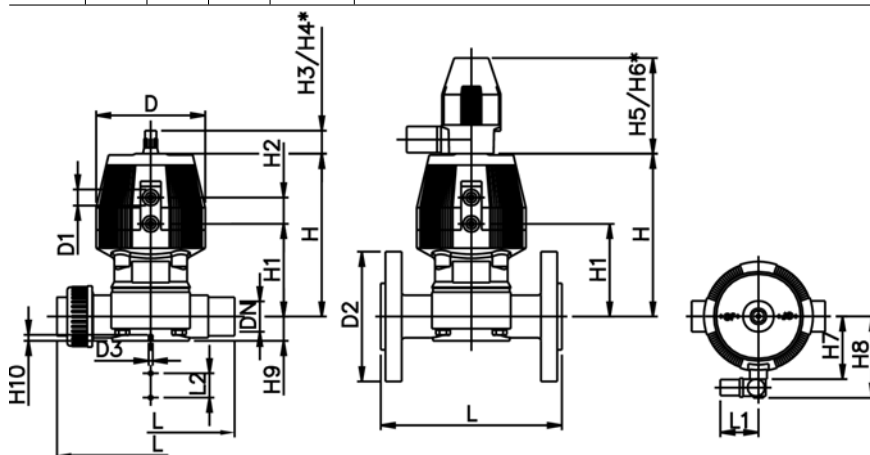
Model:

- Material: PP-H
- With position indicator / Working pressure: **both sides**

d [mm]	DN [mm]	PN	kv-value ($\Delta p=1$ bar) [l/min]	EPDM Code	PTFE/EPDM Code	kg
20	15	10	72	199 025 893	199 025 913	0.374
25	20	10	120	199 025 894	199 025 914	0.660
32	25	10	238	199 025 895	199 025 915	0.910
40	32	10	341	199 025 896	199 025 916	1.150
50	40	10	460	199 025 897	199 025 917	1.410
63	50	10	685	199 025 898	199 025 918	3.031

d [mm]	D [mm]	D1_G [inch]	D3[M] [mm]	L [mm]	L1 [mm]	L2 [mm]	H [mm]	H1 [mm]	H2 [mm]	H3 [mm]	H4 [mm]	H5 [mm]	H6 [mm]	H7 [mm]
20	68	1/8	6	124	60	25	99	59	24	23	44	100	155	44
25	96	1/8	6	144	60	25	130	71	25	23	44	100	155	56
32	96	1/8	6	154	60	25	143	85	25	23	44	100	155	56
40	120	1/8	8	174	60	45	170	97	26	36	64	100	160	68
50	150	1/4	8	194	60	45	203	108	36	36	64	100	170	85
63	150	1/4	8	224	60	45	220	126	36	36	64	100	170	85

d [mm]	H8 [mm]	H9 [mm]	H10 [mm]	Lift = Hx [mm]
20	76	14	12	8
25	88	18	12	10
32	88	21	12	12
40	100	26	15	14
50	117	33	15	18
63	117	39	15	22





PROGEF Standard Diaphragm valve type DIASTAR Series 025 DA (Double acting) With backing flanges PP-V metric

Model:

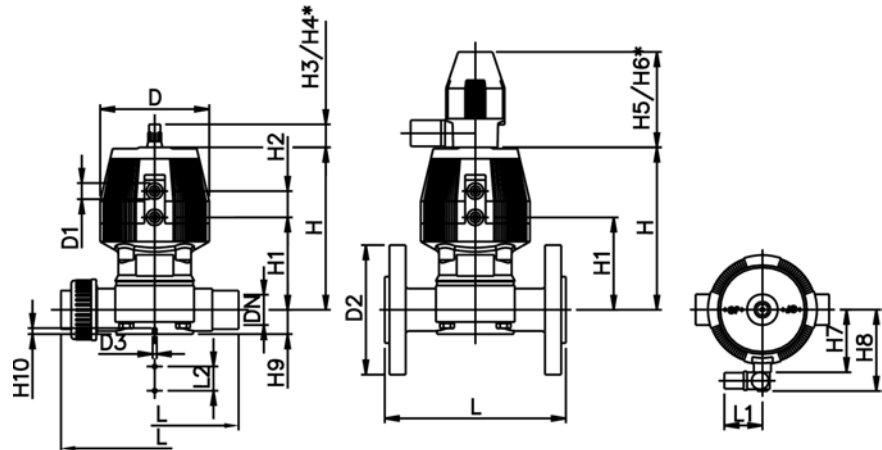
- Material: PP-H
- Connecting dimensions: ISO 7005 / EN 1092 / DIN 2501 PN10 / BS4504

- With position indicator / Working pressure: **both sides**

d [mm]	DN [mm]	Inch	PN	kv-value ($\Delta p=1$ bar) [l/min]	EPDM Code	PTFE/EPDM Code	kg
20	15	½	10	72	199 025 281	199 025 311	0.654
25	20	¾	10	120	199 025 282	199 025 312	0.890
32	25	1	10	238	199 025 283	199 025 313	1.310
40	32	1 ¼	10	341	199 025 284	199 025 314	1.650
50	40	1 ½	10	460	199 025 285	199 025 315	2.310
63	50	2	10	685	199 025 286	199 025 316	3.710

d [mm]	D [mm]	D1_G [inch]	D2 [mm]	D3[M] [mm]	L [mm]	L1 [mm]	L2 [mm]	H [mm]	H1 [mm]	H2 [mm]	H3 [mm]	H4 [mm]	H5 [mm]	H6 [mm]
20	68	⅝	95	6	130	60	25	99	59	24	23	44	100	155
25	96	⅝	105	6	150	60	25	130	71	25	23	44	100	155
32	96	⅝	115	6	160	60	25	143	85	25	23	44	100	155
40	120	⅝	140	8	180	60	45	170	97	26	36	64	100	160
50	150	¾	150	8	200	60	45	203	108	36	36	64	100	170
63	150	¾	165	8	230	60	45	220	126	36	36	64	100	170

d [mm]	H7 [mm]	H8 [mm]	H9 [mm]	H10 [mm]	Lift = Hx [mm]
20	44	76	14	12	8
25	56	88	18	12	10
32	56	88	21	12	12
40	68	100	26	15	14
50	85	117	33	15	18
63	85	117	39	15	22





PROGEF Standard Diaphragm valve type DIASTAR Series 025 DA (Double acting) With fixed flanges PP metric

Model:

- Material: PP-H
- Connecting dimensions: ISO 7005 / EN 1092 / DIN 2501 PN10 / BS4504
- With position indicator / Working pressure: **one side**

** Connecting dimensions DN80 and DN150 metric and Inch ANSI B16.5

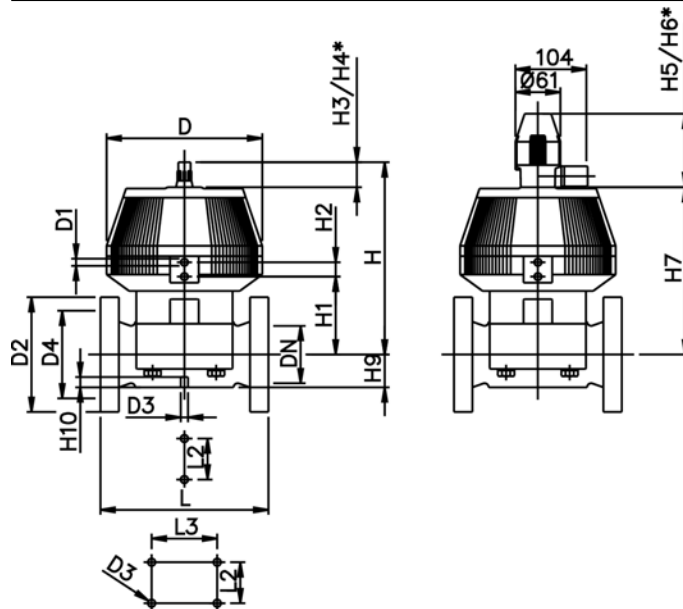
* With backing flanges PP-V

** with fixed flanges PP metric and Inch ANSI

d [mm]	DN [mm]	Inch	PN	kv-value ($\Delta p=1$ bar) [l/min]	EPDM Code	PTFE/EPDM Code	kg
*75	65	2 ½	10	992	199 025 287	199 025 317	13.600
**90	80	3	10	1700	199 025 288	199 025 318	17.400
110	100	4	8	2700	199 025 289	199 025 319	24.700
160	150	6	6	6033	199 025 290	199 025 320	35.000

d [mm]	D [mm]	D1_G [inch]	D2 [mm]	D3[M] [mm]	D4 [mm]	L [mm]	L2 [mm]	L3 [mm]	H [mm]	H1 [mm]	H2 [mm]	H3 [mm]
*75	280	¼	185	8	145	290	70		344	148	24	46
**90	280	¼	200	12	160	310	120		348	150	24	46
110	335	¼	225	12	180	350	120		395	176	24	46
160	335	¼	285	12	240	480	100	200	455	237	24	46

d [mm]	H4 [mm]	H5 [mm]	H6 [mm]	H7 [mm]	H9 [mm]	H10 [mm]
*75	100	129	195	298	46	15
**90	100	129	195	302	57	15
110	100	129	195	349	69	20
160	100	129	195	409	108	20





Diaphragm valve type DIASTAR PP-H Series 028 FC (Fail safe to close) Unions with butt fusion spigots metric

Model:

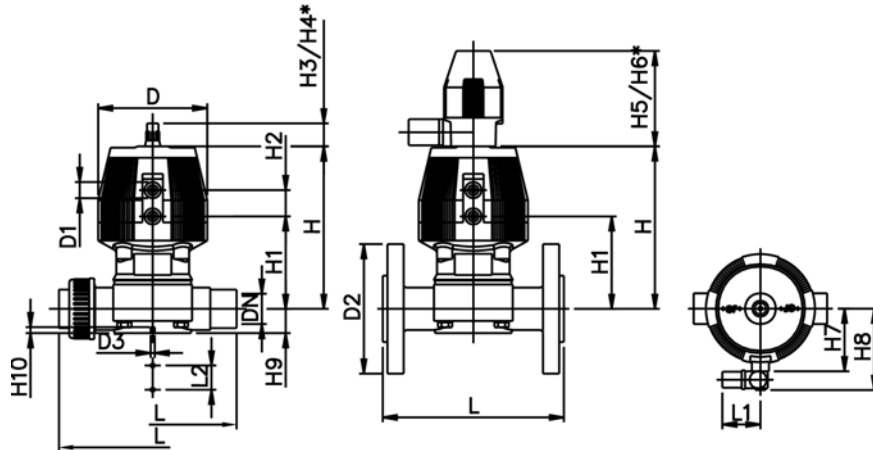
- Material: PP-H
- With position indicator / Working pressure: **one side**

*PN: EPDM/PTFE

d [mm]	DN [mm]	PN [bar]		kv-value ($\Delta p=1$ bar) [l/min]	EPDM Code	PTFE/EPDM Code	kg
20	15	10 / 5	*	72	199 028 431	199 028 461	0.836
25	20	10 / 7	*	120	199 028 432	199 028 462	0.870
32	25	10 / 7	*	238	199 028 433	199 028 463	1.505
40	32	10 / 7	*	341	199 028 434	199 028 464	2.604
50	40	10 / 7	*	460	199 028 435	199 028 465	2.250
63	50	10 / 7	*	685	199 028 436	199 028 466	3.500

d [mm]	D [mm]	D1_G [inch]	D3[M] [mm]	L [mm]	L1 [mm]	L2 [mm]	H [mm]	H1 [mm]	H2 [mm]	H3 [mm]	H4 [mm]	H5 [mm]	H6 [mm]	H7 [mm]
20	68	1/8	6	196	60	25	99	59	24	23	44	100	155	44
25	96	1/8	6	221	60	25	130	71	25	23	44	100	155	56
32	96	1/8	6	234	60	25	143	85	25	23	44	100	155	56
40	120	1/8	8	260	60	45	170	97	26	36	64	100	160	68
50	150	1/4	8	284	60	45	203	108	36	36	64	100	170	85
63	150	1/4	8	321	60	45	220	126	36	36	64	100	170	85

d [mm]	H8 [mm]	H9 [mm]	H10 [mm]	Lift = Hx [mm]
20	76	14	12	8
25	88	18	12	10
32	88	21	12	12
40	100	26	15	14
50	117	33	15	18
63	117	39	15	22





Diaphragm valve type DIASTAR PP-H Series 028 FC (Fail safe to close) With fusion spigots metric

Model:

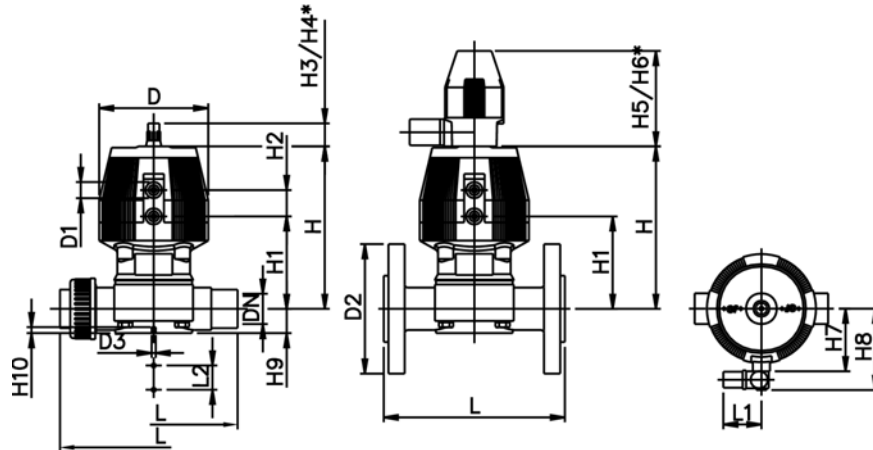
- Material: PP-H
- With position indicator / Working pressure: **one side**

*PN: EPDM/PTFE

d [mm]	DN [mm]	PN [bar]		kv-value ($\Delta p=1$ bar) [l/min]	EPDM Code	PTFE/EPDM Code	kg
20	15	10 / 5	*	72	199 028 201	199 028 231	0.440
25	20	10 / 7	*	120	199 028 202	199 028 232	0.870
32	25	10 / 7	*	238	199 028 203	199 028 233	1.120
40	32	10 / 7	*	341	199 028 204	199 028 234	1.570
50	40	10 / 7	*	460	199 028 205	199 028 235	2.250
63	50	10 / 7	*	685	199 028 206	199 028 236	3.500

d [mm]	D [mm]	D1_G [inch]	D3[M] [mm]	L [mm]	L1 [mm]	L2 [mm]	H [mm]	H1 [mm]	H2 [mm]	H3 [mm]	H4 [mm]	H5 [mm]	H6 [mm]	H7 [mm]
20	68	1/8	6	124	60	25	99	59	24	23	44	100	155	44
25	96	1/8	6	144	60	25	130	71	25	23	44	100	155	56
32	96	1/8	6	154	60	25	143	85	25	23	44	100	155	56
40	120	1/8	8	174	60	45	170	97	26	36	64	100	160	68
50	150	1/4	8	194	60	45	203	108	36	36	64	100	170	85
63	150	1/4	8	224	60	45	220	126	36	36	64	100	170	85

d [mm]	H8 [mm]	H9 [mm]	H10 [mm]	Lift = Hx [mm]
20	76	14	12	8
25	88	18	12	10
32	88	21	12	12
40	100	26	15	14
50	117	33	15	18
63	117	39	15	22





Diaphragm valve type DIASTAR PP-H Series 028 FC (Fail safe to close) With butt fusion spigots metric

Model:

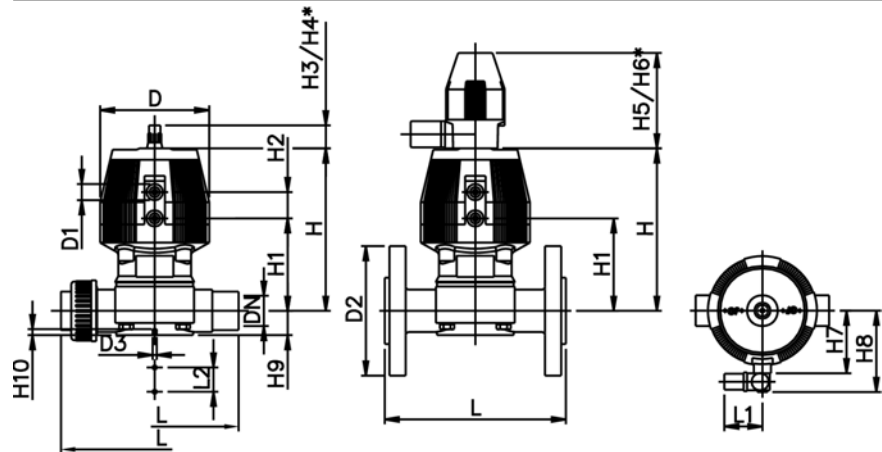
- Material: PP-H
- With position indicator / Working pressure: **one side**

*PN: EPDM/PTFE

d [mm]	DN [mm]	PN [bar]		kv-value ($\Delta p=1$ bar) [l/min]	EPDM Code	PTFE/EPDM Code	kg
20	15	10 / 5	*	72	199 028 881	199 028 901	0.440
25	20	10 / 7	*	120	199 028 882	199 028 902	0.870
32	25	10 / 7	*	238	199 028 883	199 028 903	1.120
40	32	10 / 7	*	341	199 028 884	199 028 904	1.570
50	40	10 / 7	*	460	199 028 885	199 028 905	2.250
63	50	10 / 7	*	685	199 028 886	199 028 906	3.500

d [mm]	D [mm]	D1_G [inch]	D3[M] [mm]	L [mm]	L1 [mm]	L2 [mm]	H [mm]	H1 [mm]	H2 [mm]	H3 [mm]	H4 [mm]	H5 [mm]	H6 [mm]	H7 [mm]
20	68	1/8	6	124	60	25	99	59	24	23	44	100	155	44
25	96	1/8	6	144	60	25	130	71	25	23	44	100	155	56
32	96	1/8	6	154	60	25	143	85	25	23	44	100	155	56
40	120	1/8	8	174	60	45	170	97	26	36	64	100	160	68
50	150	1/4	8	194	60	45	203	108	36	36	64	100	170	85
63	150	1/4	8	224	60	45	220	126	36	36	64	100	170	85

d [mm]	H8 [mm]	H9 [mm]	H10 [mm]	Lift = Hx [mm]
20	76	14	12	8
25	88	18	12	10
32	88	21	12	12
40	100	26	15	14
50	117	33	15	18
63	117	39	15	22





Diaphragm valve type DIASTAR PP-H Series 028 FC (Fail safe to close) With backing flanges PP-V metric

Model:

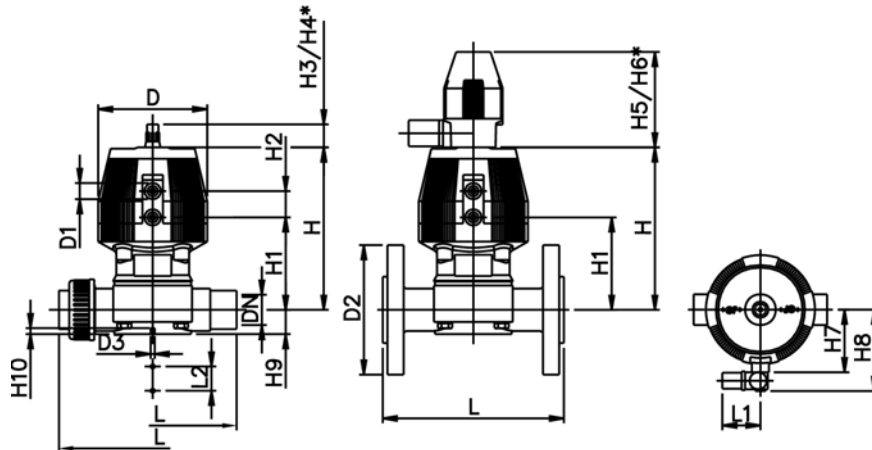
- Material: PP-H
- Connecting dimensions: ISO 7005 / EN 1092 / DIN 2501 PN10 / BS4504
- With position indicator / Working pressure: **one side**

*PN: EPDM/PTFE

d [mm]	DN [mm]	Inch	PN [bar]		kv-value ($\Delta p=1$ bar) [l/min]	EPDM Code	PTFE/EPDM Code	kg	
20	15	½	10 / 5	*	72	199 028 261	199 028 291	0.440	
25	20	¾	10 / 7	*	120	199 028 262	199 028 292	0.870	
32	25	1	10 / 7	*	238	199 028 263	199 028 293	1.120	
40	32	1 ¼	10 / 7	*	341	199 028 264	199 028 294	1.570	
50	40	1 ½	10 / 7	*	460	199 028 265	199 028 295	2.250	
63	50	2	10 / 7	*	685	199 028 266	199 028 296	3.500	

d [mm]	D [mm]	D1_G [inch]	D2 [mm]	D3[M] [mm]	L [mm]	L1 [mm]	L2 [mm]	H [mm]	H1 [mm]	H2 [mm]	H3 [mm]	H4 [mm]	H5 [mm]	H6 [mm]
20	68	¾	95	6	130	60	25	98	59	24	23	44	100	155
25	96	¾	105	6	150	60	25	127	71	25	23	44	100	155
32	96	¾	115	6	160	60	25	141	85	25	23	44	100	155
40	120	¾	140	6	180	60	45	167	97	26	36	64	100	160
50	150	¾	150	6	200	60	45	198	108	36	36	64	100	170
63	150	¾	165	6	230	60	45	216	126	36	36	64	100	170

d [mm]	H7 [mm]	H8 [mm]	H9 [mm]	H10 [mm]	Lift = Hx [mm]
20	44	76	14	12	8
25	56	88	18	12	10
32	56	88	21	12	12
40	68	100	26	15	14
50	85	117	33	15	18
63	85	117	39	15	22





Diaphragm valve type DIASTAR PP-H Series 028 FC (Fail safe to close) Unions with fusion sockets metric

Model:

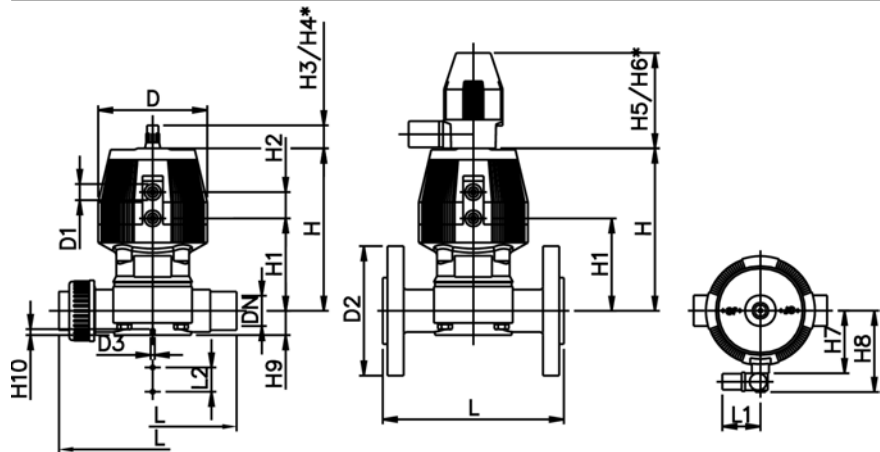
- Material: PP-H
- With position indicator / Working pressure: **one side**

*PN: EPDM/PTFE

d [mm]	DN [mm]	PN [bar]		kv-value ($\Delta p=1$ bar) [l/min]	EPDM Code	PTFE/EPDM Code	kg
20	15	10 / 5	*	72	199 028 181	199 028 187	0.836
25	20	10 / 7	*	120	199 028 182	199 028 188	0.870
32	25	10 / 7	*	238	199 028 183	199 028 189	1.505
40	32	10 / 7	*	341	199 028 184	199 028 190	2.400
50	40	10 / 7	*	460	199 028 185	199 028 191	2.250
63	50	10 / 7	*	685	199 028 186	199 028 192	3.500

d [mm]	D [mm]	D1_G [inch]	D3[M] [mm]	L [mm]	L1 [mm]	L2 [mm]	H [mm]	H1 [mm]	H2 [mm]	H3 [mm]	H4 [mm]	H5 [mm]	H6 [mm]	H7 [mm]
20	68	1/8	6	128	60	25	99	59	24	23	44	100	155	44
25	96	1/8	6	150	60	25	130	71	25	23	44	100	155	56
32	96	1/8	6	162	60	25	143	85	25	23	44	100	155	56
40	120	1/8	8	184	60	45	170	97	26	36	64	100	160	68
50	150	1/4	8	210	60	45	203	108	36	36	64	100	170	85
63	150	1/4	8	248	60	45	220	126	36	36	64	100	170	85

d [mm]	H8 [mm]	H9 [mm]	H10 [mm]	Lift = Hx [mm]
20	76	14	12	8
25	88	18	12	10
32	88	21	12	12
40	100	26	15	14
50	117	33	15	18
63	117	39	15	22



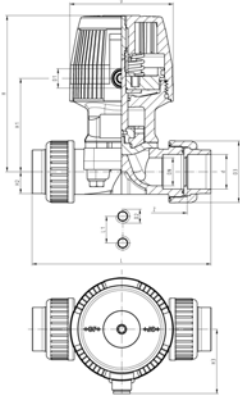


Diaphragm valve type DIASTAR Eco PP-H FC (Fail safe to close) Unions with fusion sockets metric



Model:

- Material: PP-H
- Working pressure 6 bar one side



d [mm]	DN [mm]	PN	kv-value ($\Delta p=1$ bar) [l/min]	EPDM Code	kg
20	15	6	72	199 024 311	0.548
25	20	6	120	199 024 312	1.086
32	25	6	238	199 024 313	1.326
40	32	6	341	199 024 314	1.991
50	40	6	460	199 024 315	2.574
63	50	6	685	199 024 316	3.285

d [mm]	D [mm]	D1_G [inch]	D2 (M)	D3 [mm]	L [mm]	L1 [mm]	H [mm]	H1 [mm]	H2 [mm]	H3 [mm]	Lift = Hx [mm]	z [mm]
20	68	1/8	M6	47	128	25	99	59	14	44	8	100
25	96	1/8	M6	57	150	25	130	71	18	56	10	118
32	96	1/8	M6	64	162	25	143	85	21	56	12	126
40	120	1/8	M8	78	184	45	170	97	26	68	14	144
50	120	1/8	M8	89	2210	45	182	109	33	68	16	164
63	120	1/8	M8	109	248	45	199	126	39	68	16	194

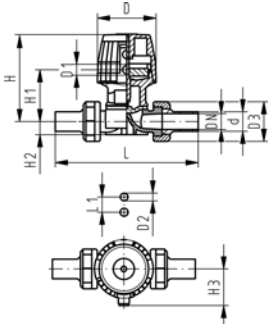


Diaphragm valve type DIASTAR Eco PP-H FC (Fail safe to close) Unions with butt fusion spigots metric



Model:

- Material: PP-H
- Working pressure 6 bar one side



d [mm]	DN [mm]	PN	kv-value ($\Delta p=1$ bar) [l/min]	EPDM Code	kg
20	15	6	72	199 024 341	0.556
25	20	6	120	199 024 342	1.098
32	25	6	238	199 024 343	1.346
40	32	6	341	199 024 344	2.023
50	40	6	460	199 024 345	2.634
63	50	6	685	199 024 346	3.385

d [mm]	D [mm]	D1_G [inch]	D2 (M)	D3 [mm]	L [mm]	L1 [mm]	H [mm]	H1 [mm]	H2 [mm]	H3 [mm]	Lift = Hx [mm]
20	68	1/8	M6	47	196	25	99	59	14	44	8
25	96	1/8	M6	57	221	25	130	71	18	56	10
32	96	1/8	M6	64	234	25	143	85	21	56	12
40	120	1/8	M8	78	260	45	170	97	26	68	14
50	120	1/8	M8	89	284	45	182	109	33	68	16
63	120	1/8	M8	109	321	45	199	126	39	68	16

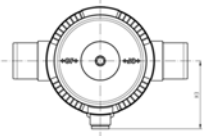
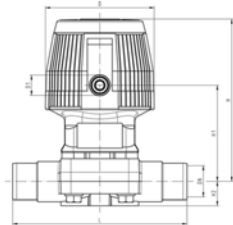


Diaphragm valve type DIASTAR Eco PP-H FC (Fail safe to close) With socket fusion spigots metric



Model:

- Material: PP-H
- Working pressure 6 bar one side



d [mm]	DN [mm]	PN	kv-value ($\Delta p=1$ bar) [l/min]	EPDM Code	kg
20	15	6	72	199 024 251	0.486
25	20	6	120	199 024 252	0.988
32	25	6	238	199 024 253	1.202
40	32	6	341	199 024 254	1.781
50	40	6	460	199 024 255	2.296
63	50	6	685	199 024 256	2.826

d [mm]	D [mm]	D1_G [inch]	D2 (M)	L [mm]	L1 [mm]	H [mm]	H1 [mm]	H2 [mm]	H3 [mm]	Lift = Hx [mm]
20	68	1/8	M6	124	25	99	59	14	44	8
25	96	1/8	M6	144	25	130	71	18	56	10
32	96	1/8	M6	154	25	143	85	21	56	12
40	120	1/8	M8	174	45	170	97	26	68	14
50	120	1/8	M8	194	45	182	109	33	68	16
63	120	1/8	M8	224	45	199	126	39	68	16

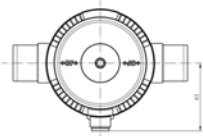
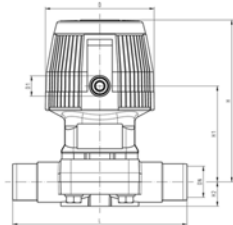


Diaphragm valve type DIASTAR Eco PP-H FC (Fail safe to close) With butt fusion spigots IR metric



Model:

- Material: PP-H
- Working pressure 6 bar one side



d [mm]	DN [mm]	PN	kv-value ($\Delta p=1$ bar) [l/min]	EPDM Code	kg
20	15	6	72	199 024 281	0.481
25	20	6	120	199 024 282	0.981
32	25	6	238	199 024 283	1.195
40	32	6	341	199 024 284	1.773
50	40	6	460	199 024 285	2.272
63	50	6	685	199 024 286	2.790

d [mm]	D [mm]	D1_G [inch]	D2 (M)	L [mm]	L1 [mm]	H [mm]	H1 [mm]	H2 [mm]	H3 [mm]	Lift = Hx [mm]
20	68	1/8	M6	124	25	99	59	14	44	8
25	96	1/8	M6	144	25	130	71	18	56	10
32	96	1/8	M6	154	25	143	85	21	56	12
40	120	1/8	M8	174	45	170	97	26	68	14
50	120	1/8	M8	194	45	182	109	33	68	16
63	120	1/8	M8	224	45	199	126	39	68	16

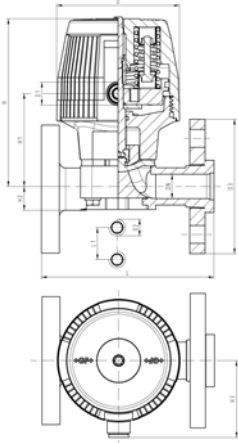


Diaphragm valve type DIASTAR Eco PP-H FC (Fail safe to close) With backing flanges PP-V metric



Model:

- Material: PP-H
- Working pressure 6 bar **one side**
- Connecting dimensions: ISO 7005 / EN 1092 / DIN 2501 PN10 / BS4504



d [mm]	DN [mm]	Inch	PN	kv-value ($\Delta p=1$ bar) [l/min]	EPDM Code	kg
20	15	1/2	6	72	199 024 371	0.633
25	20	3/4	6	120	199 024 372	1.150
32	25	1	6	238	199 024 373	1.396
40	32	1 1/4	6	341	199 024 374	2.185
50	40	1 1/2	6	460	199 024 375	2.983
63	50	2	6	685	199 024 376	3.708

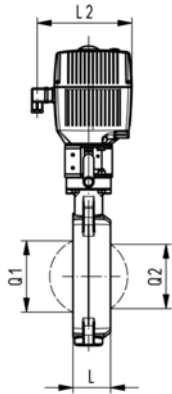
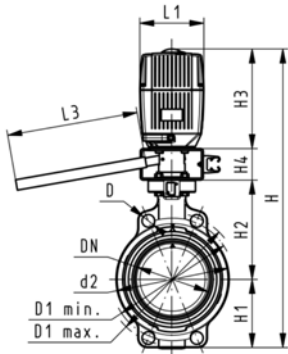
d [mm]	D [mm]	D1_G [inch]	D2 (M)	D3 [mm]	L [mm]	L1 [mm]	H [mm]	H1 [mm]	H2 [mm]	H3 [mm]	Lift = Hx [mm]
20	68	1/8	M6	95	130	25	99	59	14	44	8
25	96	1/8	M6	105	150	25	130	71	18	56	10
32	96	1/8	M6	115	160	25	143	85	21	56	12
40	120	1/8	M8	140	180	45	170	97	26	68	14
50	120	1/8	M8	150	200	45	182	109	33	68	16
63	120	1/8	M8	165	230	45	199	126	39	68	16

Butterfly Valves Electric

Butterfly valve type 140 PP-H 100-230V With manual override

Model:

- Material: PP-H
- Connecting dimension: ISO 7005 PN 10, EN 1092 PN 10, DIN 2501 PN 10, ANSI/ASME B 16.5 Class 150, BS 1560: 1989, BS 4504, JIS B 2220
- Overall length according to EN 558, ISO 5752
- Voltage 100-230 V, 50-60 Hz
- Control time 15 s/90°<) EA31
- Control time 25s/90°<) EA42
- Control range 90°<)
- Actuator with integrated emergency manual override standard



d [mm]	DN [mm]	Inch	PN	kv-value ($\Delta p=1$ bar) [l/min]	EPDM Code	FPM Code	kg
63	50	2	10	1470	199 140 322	199 140 342	5.607
75	65	2 1/2	10	2200	199 140 323	199 140 343	5.699
90	80	3	10	3000	199 140 324	199 140 344	5.829
110	100	4	10	6500	199 140 325	199 140 345	6.341
140	125	5	10	11500	199 140 326	199 140 346	6.789
160	150	6	10	16600	199 140 327	199 140 347	7.579
225	200	8	10	39600	199 140 328	199 140 348	13.299

d [mm]	Actuator unit type	D [mm]	D1 min. [mm]	D1 max. [mm]	d2 [mm]	H [mm]	H1 [mm]	H2 [mm]	H3 [mm]	H4 [mm]	L [mm]	L1 [mm]	L2 [mm]
63	EA-31	19	120.0	125.0	104	460	77	134	188	60	45	122	180
75	EA-31	19	139.7	145.0	115	473	83	140	188	60	46	122	180
90	EA-31	19	150.0	160.0	131	488	89	146	188	60	49	122	180
110	EA-31	19	175.0	190.5	161	520	104	167	188	60	56	122	180
140	EA-31	23	210.0	215.9	187	547	117	181	188	60	64	122	180
160	EA-31	24	241.3	241.3	215	568	130	189	188	60	72	122	180
225	EA-42	23	290.0	295.0	267	635	158	210	208	60	73	122	180

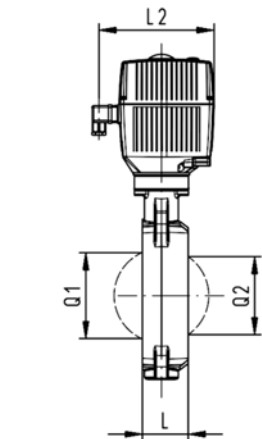
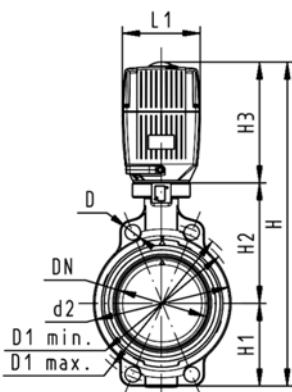
d [mm]	L3 [mm]	Q1 [mm]	Q2 [mm]
63	250	40	
75	250	54	35
90	250	67	50
110	250	88	74
140	250	113	97
160	250	139	123
225	250	178	169



Butterfly valve type 140 PP-H 100-230V Without manual override

Model:

- Material: PP-H
- Connecting dimension: ISO 7005 PN 10, EN 1092 PN 10, DIN 2501 PN 10, ANSI/ASME B 16.5 Class 150, BS 1560: 1989, BS 4504, JIS B 2220
- Overall length according to EN 558, ISO 5752
- Voltage 100-230 V, 50-60 Hz
- Control time 15 s/90°<) EA31
- Control time 25s/90°<) EA42
- Control range 90°<)
- Actuator with integrated emergency manual override standard
- The dimension DN300 on request



d [mm]	DN [mm]	Inch	PN	kv-value ($\Delta p=1$ bar) [l/min]	EPDM Code	FPM Code	kg
63	50	2	10	1470	199 140 362	199 140 382	4.107
75	65	2 ½	10	2200	199 140 363	199 140 383	4.199
90	80	3	10	3000	199 140 364	199 140 384	4.329
110	100	4	10	6500	199 140 365	199 140 385	4.841
140	125	5	10	11500	199 140 366	199 140 386	5.289
160	150	6	10	16600	199 140 367	199 140 387	6.079
225	200	8	10	39600	199 140 368	199 140 388	11.799

d [mm]	Actuator unit type	D [mm]	D1 min. [mm]	D1 max. [mm]	d2 [mm]	H [mm]	H1 [mm]	H2 [mm]	H3 [mm]	L [mm]	L1 [mm]	L2 [mm]	Q1 [mm]
63	EA-31	19	120.0	125.0	104	400	77	134	188	45	122	180	40
75	EA-31	19	139.7	145.0	115	413	83	140	188	46	122	180	54
90	EA-31	19	150.0	160.0	131	428	89	146	188	49	122	180	67
110	EA-31	19	175.0	190.5	161	460	104	167	188	56	122	180	88
140	EA-31	23	210.0	215.9	187	487	117	181	188	64	122	180	113
160	EA-31	24	241.3	241.3	215	508	130	189	188	72	122	180	139
225	EA-42	23	290.0	295.0	267	575	158	210	208	73	122	180	178

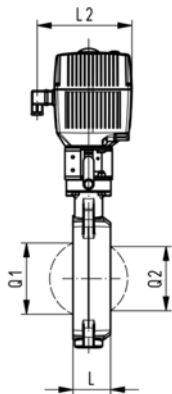
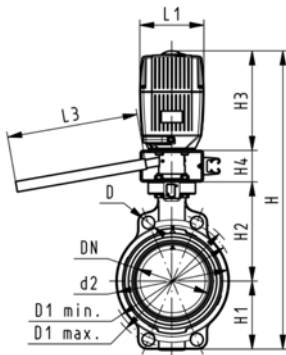
d [mm]	Q2 [mm]
63	
75	35
90	50
110	74
140	97
160	123
225	169



Butterfly valve type 140 PP-H 24V With manual override

Model:

- Material: PP-H
- Connecting dimension: ISO 7005 PN 10, EN 1092 PN 10, DIN 2501 PN 10, ANSI/ASME B 16.5 Class 150, BS 1560: 1989, BS 4504, JIS B 2220
- Overall length according to EN 558, ISO 5752
- Voltage 24 V AC/DC
- Control time 15 s/90°<) EA31
- Control time 25s/90°<) EA42
- Control range 90°<)
- Actuator with integrated emergency manual override standard



d [mm]	DN [mm]	Inch	PN	kv-value ($\Delta p=1$ bar) [l/min]	EPDM Code	FPM Code	kg
63	50	2	10	1470	199 140 402	199 140 422	5.607
75	65	2 ½	10	2200	199 140 403	199 140 423	5.699
90	80	3	10	3000	199 140 404	199 140 424	5.829
110	100	4	10	6500	199 140 405	199 140 425	6.341
140	125	5	10	11500	199 140 406	199 140 426	6.789
160	150	6	10	16600	199 140 407	199 140 427	7.579
225	200	8	10	39600	199 140 408	199 140 428	13.299

d [mm]	Actuator unit type	D [mm]	D1 min. [mm]	D1 max. [mm]	d2 [mm]	H [mm]	H1 [mm]	H2 [mm]	H3 [mm]	H4 [mm]	L [mm]	L1 [mm]	L2 [mm]
63	EA-31	19	120.0	125.0	104	460	77	134	188	60	45	122	180
75	EA-31	19	139.7	145.0	115	473	83	140	188	60	46	122	180
90	EA-31	19	150.0	160.0	131	488	89	146	188	60	49	122	180
110	EA-31	19	175.0	190.5	161	520	104	167	188	60	56	122	180
140	EA-31	23	210.0	215.9	187	547	117	181	188	60	64	122	180
160	EA-31	24	241.3	241.3	215	568	130	189	188	60	72	122	180
225	EA-42	23	290.0	295.0	267	635	158	210	208	60	73	122	180

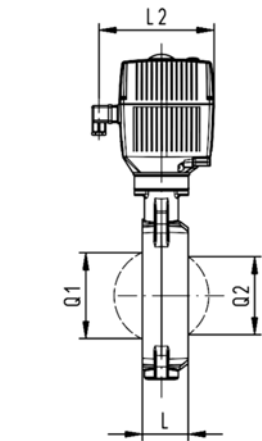
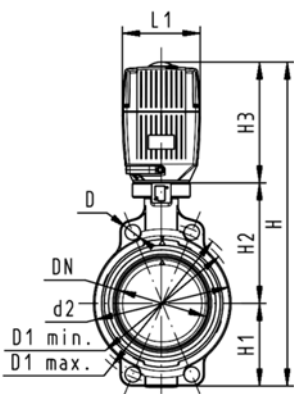
d [mm]	L3 [mm]	Q1 [mm]	Q2 [mm]
63	250	40	
75	250	54	35
90	250	67	50
110	250	88	74
140	250	113	97
160	250	139	123
225	250	178	169



Butterfly valve type 140 PP-H 24V Without manual override

Model:

- Material: PP-H
- Connecting dimension: ISO 7005 PN 10, EN 1092 PN 10, DIN 2501 PN 10, ANSI/ASME B 16.5 Class 150, BS 1560: 1989, BS 4504, JIS B 2220
- Overall length according to EN 558, ISO 5752
- Voltage 24 V AC/DC
- Control time 15 s/90°<) EA31
- Control time 25s/90°<) EA42
- Control range 90°<)
- Actuator with integrated emergency manual override standard
- The dimension DN300 on request



d [mm]	DN [mm]	Inch	PN	kv-value ($\Delta p=1$ bar) [l/min]	EPDM Code	FPM Code	kg
63	50	2	10	1470	199 140 442	199 140 462	4.107
75	65	2 ½	10	2200	199 140 443	199 140 463	4.199
90	80	3	10	3000	199 140 444	199 140 464	4.329
110	100	4	10	6500	199 140 445	199 140 465	4.841
140	125	5	10	11500	199 140 446	199 140 466	5.289
160	150	6	10	16600	199 140 447	199 140 467	6.079
225	200	8	10	39600	199 140 448	199 140 468	11.799

d [mm]	Actuator unit type	D [mm]	D1 min. [mm]	D1 max. [mm]	d2 [mm]	H [mm]	H1 [mm]	H2 [mm]	H3 [mm]	L [mm]	L1 [mm]	L2 [mm]	Q1 [mm]
63	EA-31	19	120.0	125.0	104	400	77	134	188	45	122	180	40
75	EA-31	19	139.7	145.0	115	413	83	140	188	46	122	180	54
90	EA-31	19	150.0	160.0	131	428	89	146	188	49	122	180	67
110	EA-31	19	175.0	190.5	161	460	104	167	188	56	122	180	88
140	EA-31	23	210.0	215.9	187	487	117	181	188	64	122	180	113
160	EA-31	24	241.3	241.3	215	508	130	189	188	72	122	180	139
225	EA-42	23	290.0	295.0	267	575	158	210	208	73	122	180	178

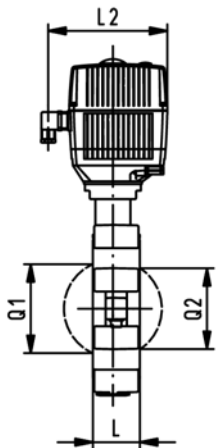
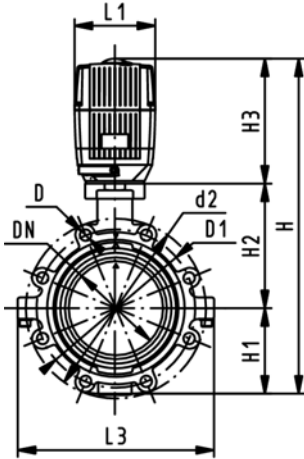
d [mm]	Q2 [mm]
63	
75	35
90	50
110	74
140	97
160	123
225	169



PROGEF Standard Lugstyle butterfly valve type 141 100-230V Without manual override

Model:

- Material: PP-H
- Outer body in GGG-40.3 epoxy-coated
- Connecting dimension: ISO 7005 PN10, EN 1092 PN10, DIN 2501 PN10
- Overall length according to EN 558, ISO 5752
- Voltage 100-230 V, 50-60 Hz
- Control time 15 s/90°<) EA31
- Control time 25s/90°<) EA42
- Control range 90°<)
- Actuator with integrated emergency manual override standard



d [mm]	DN [mm]	Inch	PN	kv-value ($\Delta p=1$ bar) [l/min]	EPDM Code	FPM Code	kg
63	50	2	10	1470	199 141 362	199 141 382	6.193
75	65	2 ½	10	2200	199 141 363	199 141 383	6.535
90	80	3	10	3000	199 141 364	199 141 384	7.540
110	100	4	10	6500	199 141 365	199 141 385	8.925
140	125	5	10	11500	199 141 366	199 141 386	10.755
160	150	6	10	16600	199 141 367	199 141 387	12.539
225	200	8	10	39600	199 141 368	199 141 388	21.747

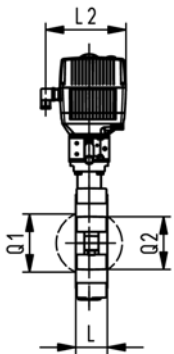
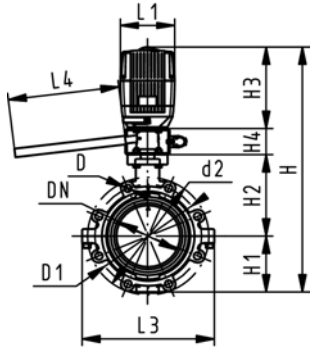
d [mm]	Actuator unit type	D	D1 [mm]	d2 [mm]	H [mm]	H1 [mm]	H2 [mm]	H3 [mm]	L [mm]	L1 [mm]	L2 [mm]	L3 [mm]	Q1 [mm]	Q2 [mm]
63	EA-31	M16	125	150	399	77	134	188	45	122	180	150	40	
75	EA-31	M16	145	170	411	83	140	188	46	122	180	160	54	35
90	EA-31	M16	160	184	423	89	146	188	49	122	180	205	67	50
110	EA-31	M16	180	216	459	104	167	188	56	122	180	244	88	74
140	EA-31	M16	210	246	486	117	181	188	64	122	180	272	113	97
160	EA-31	M20	240	273	507	130	189	188	72	122	180	297	139	123
225	EA-42	M20	295	334	576	158	210	208	73	122	180	360	178	169



PROGEF Standard Lugstyle butterfly valve type 141 100-230V With manual override

Model:

- Material: PP-H
- Outer body in GGG-40.3 epoxy-coated
- Connecting dimension: ISO 7005 PN10, EN 1092 PN10, DIN 2501 PN10
- Overall length according to EN 558, ISO 5752
- Voltage 100-230 V, 50-60 Hz
- Control time 15 s/90°<) EA31
- Control time 25s/90°<) EA42
- Control range 90°<)
- Actuator with integrated emergency manual override standard



d [mm]	DN [mm]	Inch	PN	kv-value ($\Delta p=1$ bar) [l/min]	EPDM Code	FPM Code	kg
63	50	2	10	1470	199 141 322	199 141 342	7.693
75	65	2 ½	10	2200	199 141 323	199 141 343	8.035
90	80	3	10	3000	199 141 324	199 141 344	9.040
110	100	4	10	6500	199 141 325	199 141 345	10.425
140	125	5	10	11500	199 141 326	199 141 346	12.255
160	150	6	10	16600	199 141 327	199 141 347	14.039
225	200	8	10	39600	199 141 328	199 141 348	23.247

d [mm]	Actuator unit type	D	D1 [mm]	d2 [mm]	H [mm]	H1 [mm]	H2 [mm]	H3 [mm]	H4 [mm]	L [mm]	L1 [mm]	L2 [mm]	L3 [mm]	L4 [mm]
63	EA-31	M16	125	150	459	77	134	188	60	45	122	180	150	200
75	EA-31	M16	145	170	471	83	140	188	60	46	122	180	160	200
90	EA-31	M16	160	184	483	89	146	188	60	49	122	180	205	200
110	EA-31	M16	180	216	519	104	167	188	60	56	122	180	244	250
140	EA-31	M16	210	246	546	117	181	188	60	64	122	180	272	250
160	EA-31	M20	240	273	567	130	189	188	60	72	122	180	297	250
225	EA-42	M20	295	334	636	158	210	208	60	73	122	180	360	250

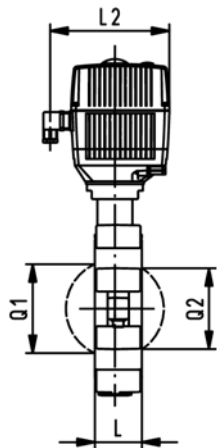
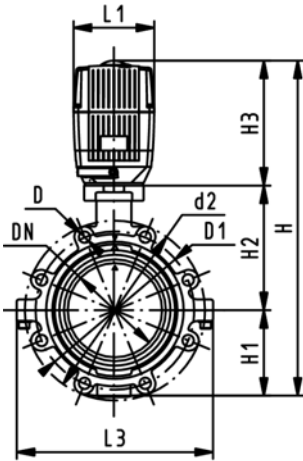
d [mm]	Q1 [mm]	Q2 [mm]
63	40	
75	54	35
90	67	50
110	88	74
140	113	97
160	139	123
225	178	169



PROGEF Standard Lugstyle butterfly valve type 141 24V Without manual override

Model:

- Material: PP-H
- Outer body in GGG-40.3 epoxy-coated
- Connecting dimension: ISO 7005 PN10, EN 1092 PN10, DIN 2501 PN10
- Overall length according to EN 558, ISO 5752
- Voltage 24 V AC/DC
- Control time 15 s/90°<) EA31
- Control time 25s/90°<) EA42
- Control range 90°<)
- Actuator with integrated emergency manual override standard



d [mm]	DN [mm]	Inch	PN	kv-value ($\Delta p=1$ bar) [l/min]	EPDM Code	FPM Code	kg
63	50	2	10	1470	199 141 442	199 141 462	6.193
75	65	2 ½	10	2200	199 141 443	199 141 463	6.535
90	80	3	10	3000	199 141 444	199 141 464	7.540
110	100	4	10	6500	199 141 445	199 141 465	8.925
140	125	5	10	11500	199 141 446	199 141 466	10.755
160	150	6	10	16600	199 141 447	199 141 467	12.539
225	200	8	10	39600	199 141 448	199 141 468	21.747

d [mm]	Actuator unit type	D	D1 [mm]	d2 [mm]	H [mm]	H1 [mm]	H2 [mm]	H3 [mm]	L [mm]	L1 [mm]	L2 [mm]	L3 [mm]	Q1 [mm]	Q2 [mm]
63	EA-31	M16	125	150	399	77	134	188	45	122	180	150	40	
75	EA-31	M16	145	170	411	83	140	188	46	122	180	160	54	35
90	EA-31	M16	160	184	423	89	146	188	49	122	180	205	67	50
110	EA-31	M16	180	216	459	104	167	188	56	122	180	244	88	74
140	EA-31	M16	210	246	486	117	181	188	64	122	180	272	113	97
160	EA-31	M20	240	273	507	130	189	188	72	122	180	297	139	123
225	EA-42	M20	295	334	576	158	210	208	73	122	180	360	178	169

PROGEF Standard

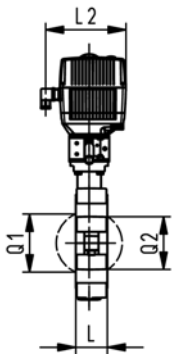
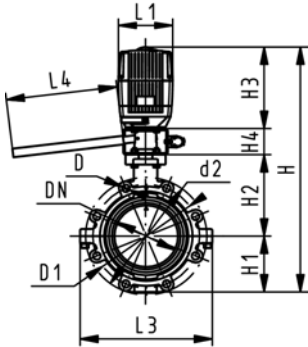
Lugstyle butterfly valve type 141 24V

With manual override



Model:

- Material: PP-H
- Outer body in GGG-40.3 epoxy-coated
- Connecting dimension: ISO 7005 PN10, EN 1092 PN10, DIN 2501 PN10
- Overall length according to EN 558, ISO 5752
- Voltage 24 V AC/DC
- Control time 15 s/90°<) EA31
- Control time 25s/90°<) EA42
- Control range 90°<)
- Actuator with integrated emergency manual override standard



d [mm]	DN [mm]	Inch	PN	kv-value ($\Delta p=1$ bar) [l/min]	EPDM Code	FPM Code	kg
63	50	2	10	1470	199 141 402	199 141 422	7.693
75	65	2 ½	10	2200	199 141 403	199 141 423	8.035
90	80	3	10	3000	199 141 404	199 141 424	9.040
110	100	4	10	6500	199 141 405	199 141 425	10.425
140	125	5	10	11500	199 141 406	199 141 426	12.255
160	150	6	10	16600	199 141 407	199 141 427	14.039
225	200	8	10	39600	199 141 408	199 141 428	23.247

d [mm]	Actuator unit type	D	D1 [mm]	d2 [mm]	H [mm]	H1 [mm]	H2 [mm]	H3 [mm]	H4 [mm]	L [mm]	L1 [mm]	L2 [mm]	L3 [mm]	L4 [mm]
63	EA-31	M16	125	150	459	77	134	188	60	45	122	180	150	200
75	EA-31	M16	145	170	471	83	140	188	60	46	122	180	160	200
90	EA-31	M16	160	184	483	89	146	188	60	49	122	180	205	200
110	EA-31	M16	180	216	519	104	167	188	60	56	122	180	244	250
140	EA-31	M16	210	246	546	117	181	188	60	64	122	180	272	250
160	EA-31	M20	240	273	567	130	189	188	60	72	122	180	297	250
225	EA-42	M20	295	334	636	158	210	208	60	73	122	180	360	250

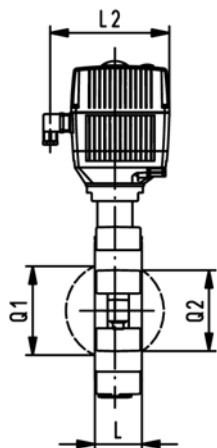
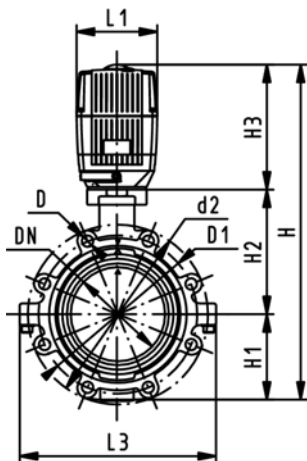
d [mm]	Q1 [mm]	Q2 [mm]
63	40	
75	54	35
90	67	50
110	88	74
140	113	97
160	139	123
225	178	169



PROGEF Standard Lugstyle butterfly valve type 142 100-230V Without manual override

Model:

- Material: PP-H
- Outer body in GGG-40.3 epoxy-coated
- Connecting dimension ANSI/ASME B 16.5 Class 150
- Overall length according to EN 558, ISO 5752
- Voltage 100-230 V, 50-60 Hz
- Control time 15 s/90°<) EA31
- Control time 25s/90°<) EA42
- Control range 90°<)
- Actuator with integrated emergency manual override standard



Inch	DN [mm]	d [mm]	PN	kv-value ($\Delta p=1$ bar) [l/min]	EPDM Code	FPM Code	kg
2	50	63	10	1470	199 142 362	199 142 382	6.193
2 ½	65	75	10	2200	199 142 363	199 142 383	6.535
3	80	90	10	3000	199 142 364	199 142 384	6.911
4	100	110	10	6500	199 142 365	199 142 385	8.925
5	125	140	10	11500	199 142 366	199 142 386	10.755
6	150	160	10	16600	199 142 367	199 142 387	12.539
8	200	225	10	39600	199 142 368	199 142 388	21.747

Inch	Actuator unit type	D	D1 [mm]	d2 [mm]	H [mm]	H1 [mm]	H2 [mm]	H3 [mm]	L [mm]	L1 [mm]	L2 [mm]	L3 [mm]	Q1 [mm]
2	EA-31	UNC 5/8	121	150	399	77	134	188	45	122	180	150	40
2 ½	EA-31	UNC 5/8	140	170	411	83	140	188	46	122	180	160	54
3	EA-31	UNC 5/8	153	177	423	89	146	188	49	122	180	175	67
4	EA-31	UNC 5/8	191	216	459	104	167	188	56	122	180	244	88
5	EA-31	UNC 3/4	216	246	486	117	181	188	64	122	180	272	113
6	EA-31	UNC 3/4	242	273	507	130	189	188	72	122	180	297	139
8	EA-42	UNC 3/4	299	334	576	158	210	208	73	122	180	360	178

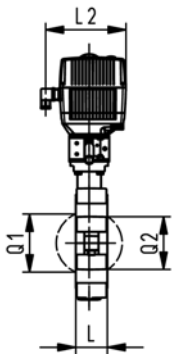
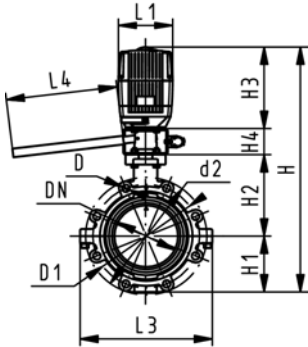
Inch	Q2 [mm]
2	
2 ½	35
3	50
4	74
5	97
6	123
8	169



PROGEF Standard Lugstyle butterfly valve type 142 100-230V With manual override

Model:

- Material: PP-H
- Outer body in GGG-40.3 epoxy-coated
- Connecting dimension ANSI/ASME B 16.5 Class 150
- Overall length according to EN 558, ISO 5752
- Voltage 100-230 V, 50-60 Hz
- Control time 15 s/90°<) EA31
- Control time 25s/90°<) EA42
- Control range 90°<)
- Actuator with integrated emergency manual override standard



Inch	DN [mm]	d [mm]	PN	kv-value ($\Delta p=1$ bar) [l/min]	EPDM Code	FPM Code	kg
2	50	63	10	1470	199 142 322	199 142 342	6.193
2 ½	65	75	10	2200	199 142 323	199 142 343	6.535
3	80	90	10	3000	199 142 324	199 142 344	6.911
4	100	110	10	6500	199 142 325	199 142 345	8.925
5	125	140	10	11500	199 142 326	199 142 346	10.755
6	150	160	10	16600	199 142 327	199 142 347	12.539
8	200	225	10	39600	199 142 328	199 142 348	21.747

Inch	Actuator unit type	D	D1 [mm]	d2 [mm]	H [mm]	H1 [mm]	H2 [mm]	H3 [mm]	H4 [mm]	L [mm]	L1 [mm]	L2 [mm]	L3 [mm]
2	EA-31	UNC 5/8	121	150	459	77	134	188	60	45	122	180	150
2 ½	EA-31	UNC 5/8	140	170	471	83	140	188	60	46	122	180	160
3	EA-31	UNC 5/8	153	177	483	89	146	188	60	49	122	180	175
4	EA-31	UNC 5/8	191	216	519	104	167	188	60	56	122	180	244
5	EA-31	UNC 3/4	216	246	546	117	181	188	60	64	122	180	272
6	EA-31	UNC 3/4	242	273	567	130	189	188	60	72	122	180	297
8	EA-42	UNC 3/4	299	334	636	158	210	208	60	73	122	180	360

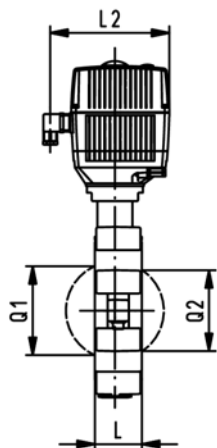
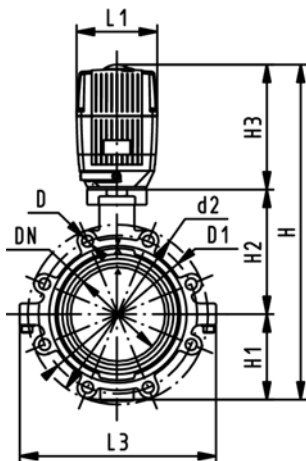
Inch	L4 [mm]	Q1 [mm]	Q2 [mm]
2	200	40	
2 ½	200	54	35
3	200	67	50
4	250	88	74
5	250	113	97
6	250	139	123
8	250	178	169



PROGEF Standard Lugstyle butterfly valve type 142 24V Without manual override

Model:

- Material: PP-H
- Outer body in GGG-40.3 epoxy-coated
- Connecting dimension ANSI/ASME B 16.5 Class 150
- Overall length according to EN 558, ISO 5752
- Voltage 24 V AC/DC
- Control time 15 s/90°<) EA31
- Control time 25s/90°<) EA42
- Control range 90°<)
- Actuator with integrated emergency manual override standard



Inch	DN [mm]	d [mm]	PN	kv-value ($\Delta p=1$ bar) [l/min]	EPDM Code	FPM Code	kg
2	50	63	10	1470	199 142 442	199 142 462	6.193
2 ½	65	75	10	2200	199 142 443	199 142 463	6.535
3	80	90	10	3000	199 142 444	199 142 464	6.911
4	100	110	10	6500	199 142 445	199 142 465	8.925
5	125	140	10	11500	199 142 446	199 142 466	10.755
6	150	160	10	16600	199 142 447	199 142 467	12.539
8	200	225	10	39600	199 142 448	199 142 468	21.747

Inch	Actuator unit type	D	D1 [mm]	d2 [mm]	H [mm]	H1 [mm]	H2 [mm]	H3 [mm]	L [mm]	L1 [mm]	L2 [mm]	L3 [mm]	Q1 [mm]
2	EA-31	UNC 5/8	121	150	399	77	134	188	45	122	180	150	40
2 ½	EA-31	UNC 5/8	140	170	411	83	140	188	46	122	180	160	54
3	EA-31	UNC 5/8	153	177	423	89	146	188	49	122	180	175	67
4	EA-31	UNC 5/8	191	216	459	104	167	188	56	122	180	244	88
5	EA-31	UNC 3/4	216	246	486	117	181	188	64	122	180	272	113
6	EA-31	UNC 3/4	242	273	507	130	189	188	72	122	180	297	139
8	EA-42	UNC 3/4	299	334	576	158	210	208	73	122	180	360	178

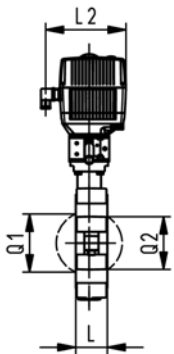
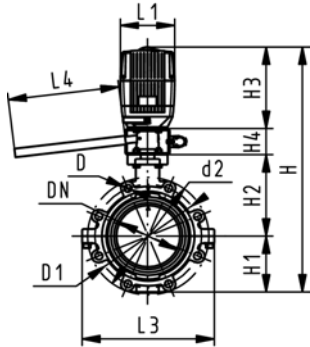
Inch	Q2 [mm]
2	
2 ½	35
3	50
4	74
5	97
6	123
8	169



PROGEF Standard Lugstyle butterfly valve type 142 24V With manual override

Model:

- Material: PP-H
- Outer body in GGG-40.3 epoxy-coated
- Connecting dimension ANSI/ASME B 16.5 Class 150
- Overall length according to EN 558, ISO 5752
- Voltage 24 V AC/DC
- Control time 15 s/90°<) EA31
- Control time 25s/90°<) EA42
- Control range 90°<)
- Actuator with integrated emergency manual override standard



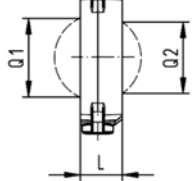
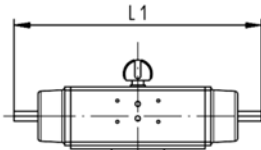
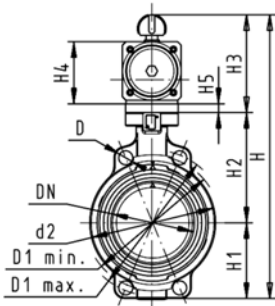
Inch	DN [mm]	d [mm]	PN	kv-value ($\Delta p=1$ bar) [l/min]	EPDM Code	FPM Code	kg
2	50	63	10	1470	199 142 402	199 142 422	6.193
2 ½	65	75	10	2200	199 142 403	199 142 423	6.535
3	80	90	10	3000	199 142 404	199 142 424	6.911
4	100	110	10	6500	199 142 405	199 142 425	8.925
5	125	140	10	11500	199 142 406	199 142 426	10.755
6	150	160	10	16600	199 142 407	199 142 427	12.539
8	200	225	10	39600	199 142 408	199 142 428	21.747

Inch	Actuator unit type	D	D1 [mm]	d2 [mm]	H [mm]	H1 [mm]	H2 [mm]	H3 [mm]	H4 [mm]	L [mm]	L1 [mm]	L2 [mm]	L3 [mm]
2	EA-31	UNC 5/8	121	150	459	77	134	188	60	45	122	180	150
2 ½	EA-31	UNC 5/8	140	170	471	83	140	188	60	46	122	180	160
3	EA-31	UNC 5/8	153	177	483	89	146	188	60	49	122	180	175
4	EA-31	UNC 5/8	191	216	519	104	167	188	60	56	122	180	244
5	EA-31	UNC 3/4	216	246	546	117	181	188	60	64	122	180	272
6	EA-31	UNC 3/4	242	273	567	130	189	188	60	72	122	180	297
8	EA-42	UNC 3/4	299	334	636	158	210	208	60	73	122	180	360

Inch	L4 [mm]	Q1 [mm]	Q2 [mm]
2	200	40	
2 ½	200	54	35
3	200	67	50
4	250	88	74
5	250	113	97
6	250	139	123
8	250	178	169

Butterfly Valves Pneumatic

Butterfly valve type 240 PP-H FC (Fail safe to close) Without manual override



Model:

- Material: PP-H
- Connecting dimension: ISO 7005 PN 10, EN 1092 PN 10, DIN 2501 PN 10, ANSI/ASME B 16.5 Class 150, BS 1560: 1989, BS 4504, JIS B 2220
- Overall length according to EN 558, ISO 5752
- Control range 90°<

d [mm]	DN [mm]	Inch	PN	kv-value ($\Delta p=1$ bar) [l/min]	EPDM Code	FPM Code	kg
63	50	2	10	1470	199 240 282	199 240 302	3.147
75	65	2 ½	10	2200	199 240 283	199 240 303	3.239
90	80	3	10	3000	199 240 284	199 240 304	3.369
110	100	4	10	6500	199 240 285	199 240 305	5.079
140	125	5	10	11500	199 240 286	199 240 306	6.529
160	150	6	10	16600	199 240 287	199 240 307	9.640
225	200	8	10	39600	199 240 288	199 240 308	13.299
280	250	10	8	55200	199 240 289	199 240 309	26.888
315	300	12	8	80000	199 240 290	199 240 310	33.459

d [mm]	Actuator unit type	D [mm]	D1 min. [mm]	D1 max. [mm]	d2 [mm]	H [mm]	H1 [mm]	H2 [mm]	H3 [mm]	H4 [mm]	H5 [mm]	L [mm]	L1 [mm]
63	PA-30 FC	19	120.0	125.0	104	327	77	134	117	70	15	45	276
75	PA-30 FC	19	139.7	145.0	115	340	83	140	117	70	15	46	276
90	PA-35 FC	19	150.0	160.0	131	361	89	146	126	78	15	49	326
110	PA-40 FC	19	175.0	190.5	161	400	104	167	129	86		56	370
140	PA-45 FC	23	210.0	215.9	187	436	117	181	139	96		64	411
160	PA-50 FC	24	241.3	241.3	215	468	130	189	149	106		72	423
225	PA-55 FC	23	290.0	295.0	267	529	158	210	161	118		73	452
280	PA-65 FC	25	353.0	362.0	329	808	205	264	191	148		113	648
315	PA-70 FC	25	400.0	432.0	379	866	228	285	196	157		113	663

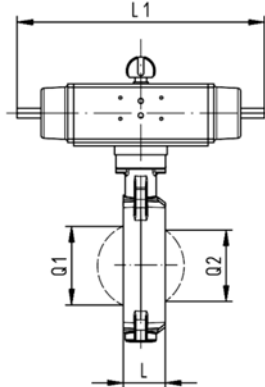
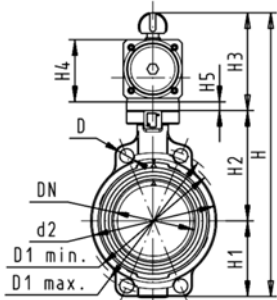
d [mm]	L2 [mm]	Q1 [mm]	Q2 [mm]
63	65	40	
75	65	54	35
90	72	67	50
110	80	88	74
140	90	113	97
160	100	139	123
225	112	178	169
280	137	210	207
315	145	256	253



Butterfly valve type 240 PP-H FO (Fail safe to open) Without manual override

Model:

- Material: PP-H
- Connecting dimension: ISO 7005 PN 10, EN 1092 PN 10, DIN 2501 PN 10, ANSI/ASME B 16.5 Class 150, BS 1560: 1989, BS 4504, JIS B 2220
- Overall length according to EN 558, ISO 5752
- Control range 90°<



d [mm]	DN [mm]	Inch	PN	kv-value ($\Delta p=1$ bar) [l/min]	EPDM Code	FPM Code	kg
63	50	2	10	1470	199 240 322	199 240 342	3.147
75	65	2 ½	10	2200	199 240 323	199 240 343	3.239
90	80	3	10	3000	199 240 324	199 240 344	3.369
110	100	4	10	6500	199 240 325	199 240 345	5.079
140	125	5	10	11500	199 240 326	199 240 346	6.529
160	150	6	10	16600	199 240 327	199 240 347	9.640
225	200	8	10	39600	199 240 328	199 240 348	13.299
280	250	10	8	55200	199 240 329	199 240 349	30.484
315	300	12	8	80000	199 240 330	199 240 350	33.459

d [mm]	Actuator unit type	D [mm]	D1 min. [mm]	D1 max. [mm]	d2 [mm]	H [mm]	H1 [mm]	H2 [mm]	H3 [mm]	H4 [mm]	H5 [mm]	L [mm]	L1 [mm]
63	PA-30 FO	19	120.0	125.0	104	327	77	134	117	70	15	45	276
75	PA-30 FO	19	139.7	145.0	115	340	83	140	117	70	15	46	276
90	PA-35 FO	19	150.0	160.0	131	361	89	146	126	78	15	49	326
110	PA-40 FO	19	175.0	190.5	161	400	104	167	129	86		56	370
140	PA-45 FO	23	210.0	215.9	187	436	117	181	139	96		64	411
160	PA-50 FO	24	241.3	241.3	215	468	130	189	149	106		72	423
225	PA-55 FO	23	290.0	295.0	267	529	158	210	161	118		73	452
280	PA-65 FO	25	353.0	362.0	329	808	205	264	191	148		113	648
315	PA-70 FO	25	400.0	432.0	379	866	228	285	196	157		113	663

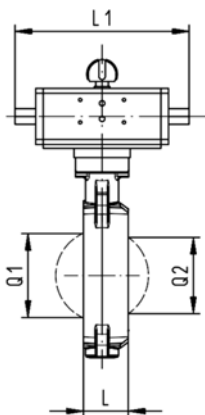
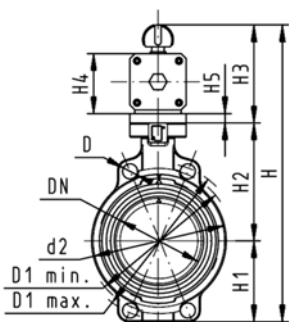
d [mm]	L2 [mm]	Q1 [mm]	Q2 [mm]
63	65	40	
75	65	54	35
90	72	67	50
110	80	88	74
140	90	113	97
160	100	139	123
225	112	178	169
280	137	210	207
315	145	256	253



Butterfly valve type 240 PP-H DA (Double acting) Without manual override

Model:

- Material: PP-H
- Connecting dimension: ISO 7005 PN 10, EN 1092 PN 10, DIN 2501 PN 10, ANSI/ASME B 16.5 Class 150, BS 1560: 1989, BS 4504, JIS B 2220
- Overall length according to EN 558, ISO 5752
- Control range 90°<



d [mm]	DN [mm]	Inch	PN	kv-value ($\Delta p=1$ bar) [l/min]	EPDM Code	FPM Code	kg
63	50	2	10	1470	199 240 362	199 240 382	1.997
75	65	2 ½	10	2200	199 240 363	199 240 383	2.089
90	80	3	10	3000	199 240 364	199 240 384	2.700
110	100	4	10	6500	199 240 365	199 240 385	3.331
140	125	5	10	11500	199 240 366	199 240 386	3.779
160	150	6	10	16600	199 240 367	199 240 387	6.119
225	200	8	10	39600	199 240 368	199 240 388	7.299
280	250	10	8	55200	199 240 369	199 240 389	18.188
315	300	12	8	80000	199 240 370	199 240 390	24.263

d [mm]	Actuator unit type	D [mm]	D1 min. [mm]	D1 max. [mm]	d2 [mm]	H [mm]	H1 [mm]	H2 [mm]	H3 [mm]	H4 [mm]	H5 [mm]	L [mm]	L1 [mm]
63	PA-35 DA	19	120.0	125.0	104	317	77	134	107	60	15	45	177
75	PA-35 DA	19	139.7	145.0	115	330	83	140	107	60	15	46	177
90	PA-40 DA	19	150.0	160.0	131	348	89	146	113	66	15	49	190
110	PA-45 DA	19	175.0	190.5	161	372	104	167	102	71		56	235
140	PA-45 DA	23	210.0	215.9	187	408	117	181	111	78		64	235
160	PA-55 DA	24	241.3	241.3	215	448	130	189	129	86		72	279
225	PA-55 DA	23	290.0	295.0	267	507	158	210	139	96		73	279
280	PA-65 DA	25	353.0	362.0	329	748	205	264	161	118		113	350
315	PA-70 DA	25	400.0	432.0	379	816	228	285	173	130		113	381

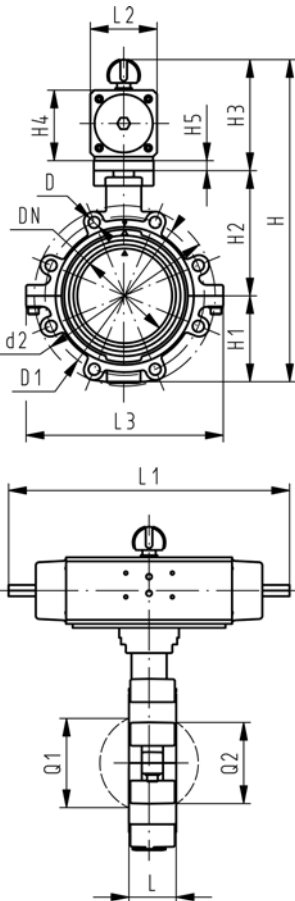
d [mm]	L2 [mm]	Q1 [mm]	Q2 [mm]
63	55	40	
75	55	54	35
90	60	67	50
110	65	88	74
140	72	113	97
160	80	139	123
225	90	178	169
280	112	210	207
315	125	256	253



PROGEF Standard Lugstyle butterfly valve type 241 FC (Fail safe to close) Without manual override

Model:

- Material: PP-H
- Outer body in GGG-40.3 epoxy-coated
- Connecting dimension: ISO 7005 PN10, EN 1092 PN10, DIN 2501 PN10
- Overall length according to EN 558, ISO 5752
- Control range 90°<



d [mm]	DN [mm]	Inch	PN	kv-value ($\Delta p=1$ bar) [l/min]	EPDM Code	FPM Code	kg
63	50	2	10	1470	199 241 282	199 241 302	5.233
75	65	2 ½	10	2200	199 241 283	199 241 303	5.575
90	80	3	10	3000	199 241 284	199 241 304	6.580
110	100	4	10	6500	199 241 285	199 241 305	9.163
140	125	5	10	11500	199 241 286	199 241 306	11.995
160	150	6	10	16600	199 241 287	199 241 307	16.100
225	200	8	10	39600	199 241 288	199 241 308	23.247

d [mm]	Actuator unit type	D	D1 [mm]	d2 [mm]	H [mm]	H1 [mm]	H2 [mm]	H3 [mm]	H4 [mm]	H5 [mm]	L [mm]	L1 [mm]	L2 [mm]	L3 [mm]
63	PA-30 FC	M16	125	150	328	77	134	117	70	15	45	276	65	150
75	PA-30 FC	M16	145	170	340	83	140	117	70	15	46	276	65	160
90	PA-35 FC	M16	160	184	361	89	146	126	78	15	49	326	72	205
110	PA-40 FC	M16	180	216	400	104	167	129	86		56	370	80	244
140	PA-45 FC	M16	210	246	437	117	181	139	96		64	411	90	272
160	PA-50 FC	M20	240	273	468	130	189	149	106		72	423	100	297
225	PA-55 FC	M20	295	334	529	158	210	161	118		73	452	112	360

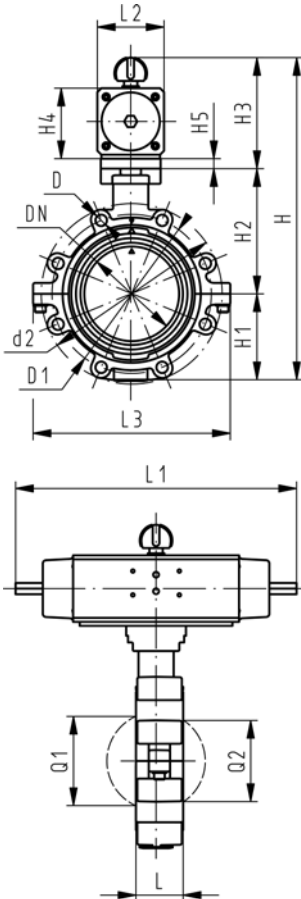
d [mm]	Q1 [mm]	Q2 [mm]
63	40	
75	54	35
90	67	50
110	88	74
140	113	97
160	139	123
225	178	169



PROGEF Standard Lugstyle butterfly valve type 241 FO (Fail safe to open) Without manual override

Model:

- Material: PP-H
- Outer body in GGG-40.3 epoxy-coated
- Connecting dimension: ISO 7005 PN10, EN 1092 PN10, DIN 2501 PN10
- Overall length according to EN 558, ISO 5752
- Control range 90°<



d [mm]	DN [mm]	Inch	PN	kv-value ($\Delta p=1$ bar) [l/min]	EPDM Code	FPM Code	kg
63	50	2	10	1470	199 241 322	199 241 342	5.233
75	65	2 ½	10	2200	199 241 323	199 241 343	5.575
90	80	3	10	3000	199 241 324	199 241 344	6.580
110	100	4	10	6500	199 241 325	199 241 345	9.163
140	125	5	10	11500	199 241 326	199 241 346	11.995
160	150	6	10	16600	199 241 327	199 241 347	16.100
225	200	8	10	39600	199 241 328	199 241 348	23.247

d [mm]	Actuator unit type	D	D1 [mm]	d2 [mm]	H [mm]	H1 [mm]	H2 [mm]	H3 [mm]	H4 [mm]	H5 [mm]	L [mm]	L1 [mm]	L2 [mm]	L3 [mm]
63	PA-30 FO	M16	125	150	328	77	134	117	70	15	45	276	65	150
75	PA-30 FO	M16	145	170	340	83	140	117	70	15	46	276	65	160
90	PA-35 FO	M16	160	184	361	89	146	126	78	15	49	326	72	205
110	PA-40 FO	M16	180	216	400	104	167	129	86	15	56	370	80	244
140	PA-45 FO	M16	210	246	437	117	181	139	96	15	64	411	90	272
160	PA-50 FO	M20	240	273	468	130	189	149	106	15	72	423	100	297
225	PA-55 FO	M20	295	334	529	158	210	161	118	15	73	452	112	360

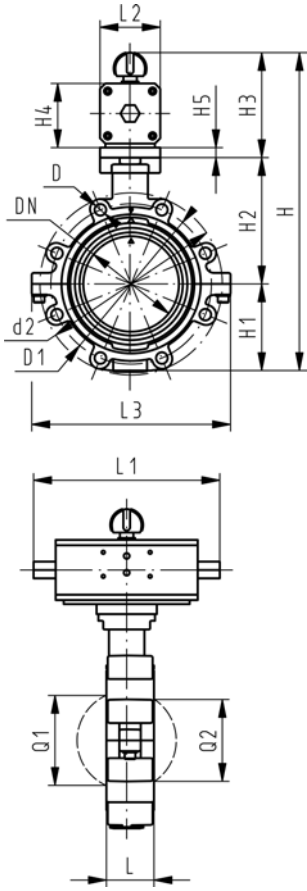
d [mm]	Q1 [mm]	Q2 [mm]
63	40	
75	54	35
90	67	50
110	88	74
140	113	97
160	139	123
225	178	169



PROGEF Standard Lugstyle butterfly valve type 241 DA (Double acting) Without manual override

Model:

- Material: PP-H
- Outer body in GGG-40.3 epoxy-coated
- Connecting dimension: ISO 7005 PN10, EN 1092 PN10, DIN 2501 PN10
- Overall length according to EN 558, ISO 5752
- Control range 90°<



d [mm]	DN [mm]	Inch	PN	kv-value ($\Delta p=1$ bar) [l/min]	EPDM Code	FPM Code	kg
63	50	2	10	1470	199 241 362	199 241 382	4.083
75	65	2 ½	10	2200	199 241 363	199 241 383	4.425
90	80	3	10	3000	199 241 364	199 241 384	5.911
110	100	4	10	6500	199 241 365	199 241 385	7.415
140	125	5	10	11500	199 241 366	199 241 386	9.245
160	150	6	10	16600	199 241 367	199 241 387	12.579
225	200	8	10	39600	199 241 368	199 241 388	17.247

d [mm]	Actuator unit type	D	D1 [mm]	d2 [mm]	H [mm]	H1 [mm]	H2 [mm]	H3 [mm]	H4 [mm]	H5 [mm]	L [mm]	L1 [mm]	L2 [mm]	L3 [mm]
63	PA-35 DA	M16	125	150	318	77	134	107	60	15	45	177	55	150
75	PA-35 DA	M16	145	170	330	83	140	107	60	15	46	177	55	160
90	PA-40 DA	M16	160	184	348	89	146	113	66	15	49	190	60	205
110	PA-45 DA	M16	180	216	373	104	167	102	71		56	235	65	244
140	PA-45 DA	M16	210	246	409	117	181	111	78		64	235	72	272
160	PA-55 DA	M20	240	273	448	130	189	129	86		72	279	80	297
225	PA-55 DA	M20	295	334	507	158	210	139	96		73	279	90	360

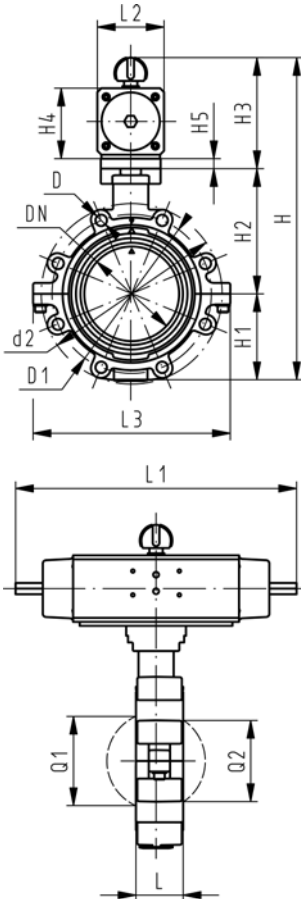
d [mm]	Q1 [mm]	Q2 [mm]
63	40	
75	54	35
90	67	50
110	88	74
140	113	97
160	139	123
225	178	169



PROGEF Standard Lugstyle butterfly valve type 242 FC (Fail safe to close) Without manual override

Model:

- Material: PP-H
- Outer body in GGG-40.3 epoxy-coated
- Connecting dimension ANSI/ASME B 16.5 Class 150
- Overall length according to EN 558, ISO 5752
- Control range 90°<



Inch	DN [mm]	d [mm]	PN	kv-value ($\Delta p=1$ bar) [l/min]	EPDM Code	FPM Code	kg
2	50	63	10	1470	199 242 282	199 242 302	5.233
2 ½	65	75	10	2200	199 242 283	199 242 303	5.575
3	80	90	10	3000	199 242 284	199 242 304	5.951
4	100	110	10	6500	199 242 285	199 242 305	9.163
5	125	140	10	11500	199 242 286	199 242 306	11.995
6	150	160	10	16600	199 242 287	199 242 307	16.100
8	200	225	10	39600	199 242 288	199 242 308	23.247

Inch	Actuator unit type	D	D1 [mm]	d2 [mm]	H [mm]	H1 [mm]	H2 [mm]	H3 [mm]	H4 [mm]	H5 [mm]	L [mm]	L1 [mm]	L2 [mm]
2	PA-30 FC	UNC 5/8	121	150	328	77	134	117	70	15	45	276	65
2 ½	PA-30 FC	UNC 5/8	140	170	340	83	140	117	70	15	46	276	65
3	PA-35 FC	UNC 5/8	153	177	361	89	146	126	78	15	49	326	72
4	PA-40 FC	UNC 5/8	191	216	400	104	167	129	86		56	370	80
5	PA-45 FC	UNC 3/4	216	246	437	117	181	139	96		64	411	90
6	PA-50 FC	UNC 3/4	242	273	468	130	189	149	106		72	423	100
8	PA-55 FC	UNC 3/4	299	334	529	158	210	161	118		73	452	112

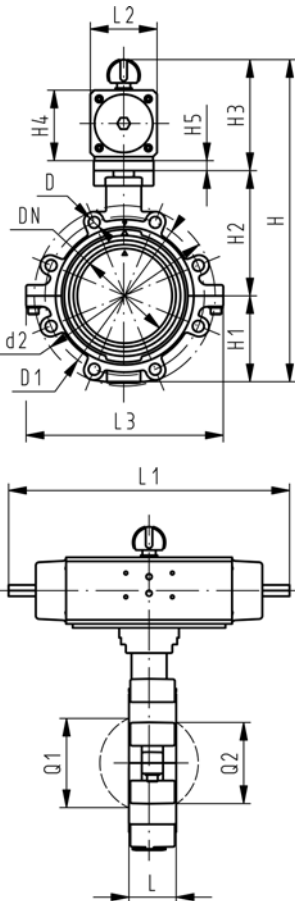
Inch	L3 [mm]	Q1 [mm]	Q2 [mm]
2	150	40	
2 ½	160	54	35
3	175	67	50
4	244	88	74
5	272	113	97
6	297	139	123
8	360	178	169



PROGEF Standard Lugstyle butterfly valve type 242 FO (Fail safe to open) Without manual override

Model:

- Material: PP-H
- Outer body in GGG-40.3 epoxy-coated
- Connecting dimension ANSI/ASME B 16.5 Class 150
- Overall length according to EN 558, ISO 5752
- Control range 90°<



Inch	DN [mm]	d [mm]	PN	kv-value ($\Delta p=1$ bar) [l/min]	EPDM Code	FPM Code	kg
2	50	63	10	1470	199 242 322	199 242 342	5.233
2 ½	65	75	10	2200	199 242 323	199 242 343	5.575
3	80	90	10	3000	199 242 324	199 242 344	5.951
4	100	110	10	6500	199 242 325	199 242 345	9.163
5	125	140	10	11500	199 242 326	199 242 346	11.995
6	150	160	10	16600	199 242 327	199 242 347	16.100
8	200	225	10	39600	199 242 328	199 242 348	23.247

Inch	Actuator unit type	D	D1 [mm]	d2 [mm]	H [mm]	H1 [mm]	H2 [mm]	H3 [mm]	H4 [mm]	H5 [mm]	L [mm]	L1 [mm]	L2 [mm]
2	PA-30 FO	UNC 5/8	121	150	328	77	134	117	70	15	45	276	65
2 ½	PA-30 FO	UNC 5/8	140	170	340	83	140	117	70	15	46	276	65
3	PA-35 FO	UNC 5/8	153	177	361	89	146	126	78	15	49	326	72
4	PA-40 FO	UNC 5/8	191	216	400	104	167	129	86		56	370	80
5	PA-45 FO	UNC 3/4	216	246	437	117	181	139	96		64	411	90
6	PA-50 FO	UNC 3/4	242	273	468	130	189	149	106		72	423	100
8	PA-55 FO	UNC 3/4	299	334	529	158	210	161	118		73	452	112

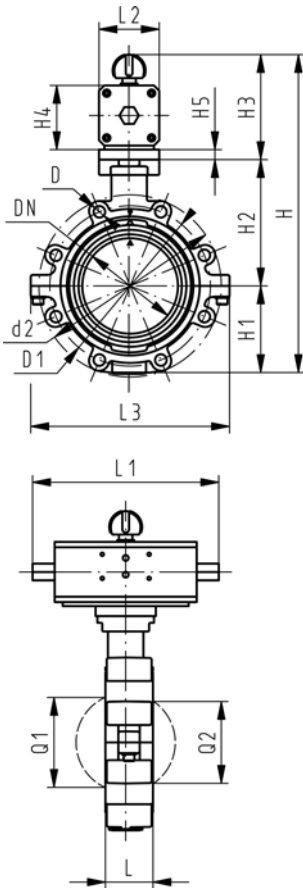
Inch	L3 [mm]	Q1 [mm]	Q2 [mm]
2	150	40	
2 ½	160	54	35
3	175	67	50
4	244	88	74
5	272	113	97
6	297	139	123
8	360	178	169



PROGEF Standard Lugstyle butterfly valve type 242 DA (Double acting) Without manual override

Model:

- Material: PP-H
- Outer body in GGG-40.3 epoxy-coated
- Connecting dimension ANSI/ASME B 16.5 Class 150
- Overall length according to EN 558, ISO 5752
- Control range 90°<



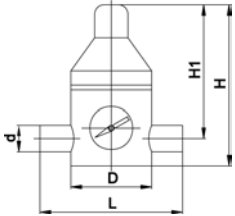
Inch	DN [mm]	d [mm]	PN	kv-value ($\Delta p=1$ bar) [l/min]	EPDM Code	FPM Code	kg
2	50	63	10	1470	199 242 362	199 242 382	4.083
2 ½	65	75	10	2200	199 242 363	199 242 383	4.425
3	80	90	10	3000	199 242 364	199 242 384	5.282
4	100	110	10	6500	199 242 365	199 242 385	7.415
5	125	140	10	11500	199 242 366	199 242 386	9.245
6	150	160	10	16600	199 242 367	199 242 387	12.579
8	200	225	10	39600	199 242 368	199 242 388	17.247

Inch	Actuator unit type	D	D1 [mm]	d2 [mm]	H [mm]	H1 [mm]	H2 [mm]	H3 [mm]	H4 [mm]	H5 [mm]	L [mm]	L1 [mm]	L2 [mm]
2	PA-35 DA	UNC 5/8	121	150	318	77	134	107	60	15	45	177	55
2 ½	PA-35 DA	UNC 5/8	140	170	330	83	140	107	60	15	46	177	55
3	PA-40 DA	UNC 5/8	153	177	348	89	146	113	66	15	49	190	60
4	PA-45 DA	UNC 5/8	191	216	373	104	167	102	71		56	235	65
5	PA-45 DA	UNC 3/4	216	246	409	117	181	111	78		64	235	72
6	PA-55 DA	UNC 3/4	242	273	448	130	189	129	86		72	279	80
8	PA-55 DA	UNC 3/4	299	334	507	158	210	139	96		73	279	90

Inch	L3 [mm]	Q1 [mm]	Q2 [mm]
2	150	40	
2 ½	160	54	35
3	175	67	50
4	244	88	74
5	272	113	97
6	297	139	123
8	360	178	169

Process Control Valves

PROGEF Standard Pressure reducing valve type V182 With fusion spigots metric

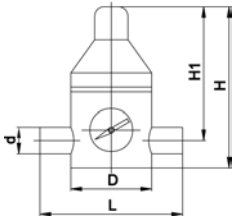


Model:

- Material: PP-H

d [mm]	DN [mm]	Pressure range [bar]	EPDM Code	FPM Code	kg	D [mm]	L [mm]	H [mm]	H1 [mm]
16	10	0.5 - 10	199 041 621	199 041 631	0.540	70	134	130	100
20	15	0.5 - 10	199 041 622	199 041 632	0.540	70	134	130	100
25	20	0.5 - 10	199 041 623	199 041 633	1.020	100	174	180	134
32	25	0.5 - 10	199 041 624	199 041 634	1.300	100	174	180	134
40	32	0.5 - 10	199 041 625	199 041 635	2.240	130	224	230	175
50	40	0.5 - 10	199 041 626	199 041 636	2.240	130	224	230	175

Pressure reducing valve type V 82 PP-H With fusion spigots metric



Model:

- Material: PP-H

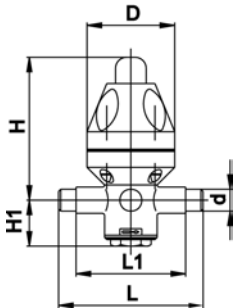
d [mm]	DN [mm]	Pressure range [bar]	EPDM Code	PTFE Code	kg	D [mm]	L [mm]	H [mm]	H1 [mm]
16	10	0.5 - 10	199 041 032	199 041 042	0.550	70	134	130	100
20	15	0.5 - 10	199 041 033	199 041 043	0.550	70	134	130	100
25	20	0.5 - 10	199 041 034	199 041 044	1.030	100	174	180	134
32	25	0.5 - 10	199 041 035	199 041 045	1.300	100	174	180	134
40	32	0.5 - 10	199 041 036	199 041 046	2.240	130	224	230	175
50	40	0.5 - 10	199 041 037	199 041 047	2.240	130	224	230	175



PROGEF Standard Pressure reducing valve type V782 With fusion spigots metric

Model:

- Material: PP-H



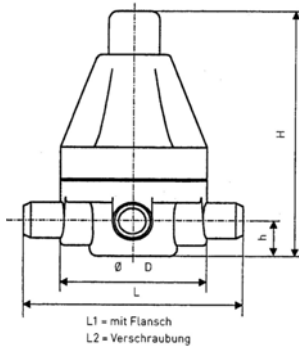
d [mm]	DN [mm]	Pressure range [bar]	EPDM Code	PTFE Code	kg	D [mm]	L [mm]	L1 [mm]	H [mm]	H1 [mm]
16	10	0.5 - 10	199 041 072	199 041 078	0.450	83	134	102	138	48
20	15	0.5 - 10	199 041 073	199 041 079	0.460	83	134	102	138	48
25	20	0.5 - 10	199 041 074	199 041 080	1.240	113	154	110	205	65
32	25	0.5 - 10	199 041 075	199 041 081	1.250	113	154	110	205	65
40	32	0.5 - 10	199 041 076	199 041 082	3.910	165	224	162	248	95
50	40	0.5 - 10	199 041 077	199 041 083	3.930	165	224	162	248	95



PROGEF Standard Pressure relief valve type V185 With fusion spigots metric

Model:

- Material: PP-H



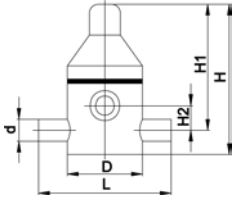
d [mm]	DN [mm]	Pressure range [bar]	EPDM Code	PTFE Code	kg	D [mm]	L [mm]	H [mm]	H1 [mm]
16	10	0.5 - 10	199 041 367	199 041 337	0.300	83	134	137	20
20	15	0.5 - 10	199 041 368	199 041 338	0.300	83	134	137	20
25	20	0.5 - 10	199 041 369	199 041 339	0.300	83	134	137	20
32	25	0.5 - 10	199 041 370	199 041 340	0.900	112	174	199	27
40	32	0.5 - 10	199 041 371	199 041 341	0.900	112	174	199	43
50	40	0.5 - 10	199 041 372	199 041 342	4.400	165	224	290	43
63	50	0.5 - 10	199 041 373	199 041 343	4.500	165	244	290	43



PROGEF Standard Pressure relief valve type V85 With fusion spigots metric

Model:

- Material: PP-H



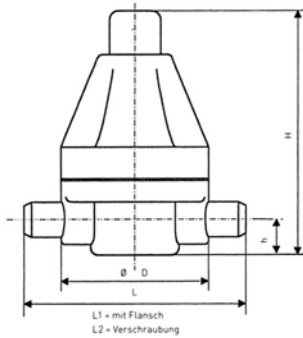
d [mm]	DN [mm]	Pressure range [bar]	EPDM Code	PTFE Code	kg	D [mm]	L [mm]	H [mm]	H1 [mm]	H2 [mm]
75	65	1.0 - 6	199 041 926	199 041 895	6.300	180	284	295	250	70
90	80	1.0 - 6	199 041 893	199 041 896	9.500	200	300	400	340	95
110	100	1.0 - 4	199 041 894	199 041 897	19.900	250	380	475	405	110



PROGEF Standard Pressure retaining valve type V186 With fusion spigots metric

Model:

- Material: PP-H



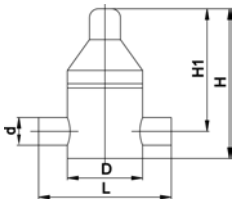
d [mm]	DN [mm]	Pressure range [bar]	EPDM Code	PTFE Code	kg	D [mm]	L [mm]	H [mm]	H1 [mm]
16	10	0.5 - 10	199 041 386	199 041 316	0.300	83	134	137	20
20	15	0.5 - 10	199 041 387	199 041 317	0.300	83	134	137	20
25	20	0.5 - 10	199 041 388	199 041 318	0.300	83	134	137	20
32	25	0.5 - 10	199 041 389	199 041 319	0.900	112	174	199	27
40	32	0.5 - 10	199 041 390	199 041 320	0.900	112	174	199	43
50	40	0.5 - 10	199 041 391	199 041 321	4.400	165	224	290	43
63	50	0.5 - 10	199 041 392	199 041 322	4.500	165	244	290	43



PROGEF Standard Pressure retaining valve type V86 With fusion spigots metric

Model:

- Material: PP-H



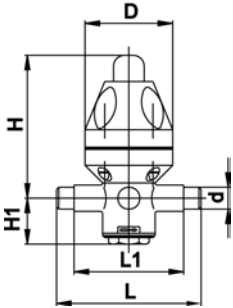
d [mm]	DN [mm]	Pressure range [bar]	EPDM Code	PTFE Code	kg	D [mm]	L [mm]	H [mm]	H1 [mm]
75	65	0.2 - 4	199 041 882	199 041 887	5.900	180	284	275	230
75	65	1.0 - 6	199 041 883	199 041 888	5.900	180	284	275	230
90	80	0.2 - 4	199 041 884	199 041 889	12.900	250	360	410	320
90	80	1.0 - 6	199 041 885	199 041 890	12.900	250	360	410	320
110	100	1.0 - 4	199 041 886	199 041 891	14.500	250	380	485	415



PROGEF Standard Pressure retaining valve type V786 With fusion spigots metric

Model:

- Material: PP-H



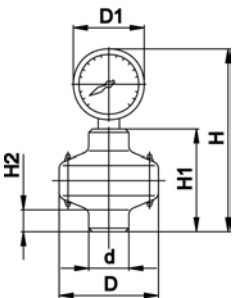
d [mm]	DN [mm]	Pressure range [bar]	EPDM Code	PTFE Code	kg	D [mm]	L [mm]	L1 [mm]	H [mm]	H1 [mm]
16	10	0.5 - 10	199 041 102	199 041 108	0.450	83	134	102	138	38
20	15	0.5 - 10	199 041 103	199 041 109	0.450	83	134	102	138	38
25	20	0.5 - 10	199 041 104	199 041 110	1.280	112	154	110	205	55
32	25	0.5 - 10	199 041 105	199 041 111	1.280	112	154	110	205	55
40	32	0.5 - 4	199 041 106	199 041 112	3.480	165	224	162	248	85
50	40	0.5 - 4	199 041 107	199 041 113	3.480	165	224	162	248	85



PROGEF Standard Gauge guard type Z700 With manometer 0-10 bar

Model:

- Material: PP-H



d [mm]	PTFE Code	kg	G_R	D [mm]	D1 [mm]	H [mm]	H1 [mm]	H2 [mm]
25	199 041 002	0.250	¼	72	63	129	71	15
32	199 041 003	0.540	½	100	100	210	90	22

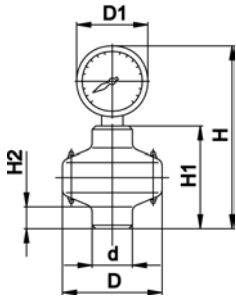


PROGEF Standard Gauge guard type Z700 With manometer 0-6 bar

Model:

- Material: PP-H

d [mm]	PTFE Code	kg	G_R	D [mm]	D1 [mm]	H [mm]	H1 [mm]	H2 [mm]
25	199 041 294	0.250	¼	72	63	129	71	15
32	199 041 295	0.540	½	100	100	210	90	22

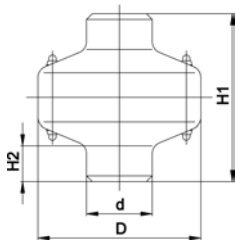


PROGEF Standard Gauge guard type Z701 Without manometer

Model:

- Material: PP-H

d [mm]	PTFE Code	kg	G_R	D [mm]	H1 [mm]	H2 [mm]
25	199 041 008	0.100	¼	72	71	15
32	199 041 009	0.170	½	100	90	22

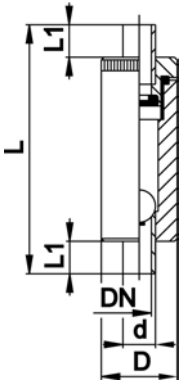




PROGEF Standard Ventilating and bleed valve type V91 With fusion spigots metric

Model:

- Material: PP-H



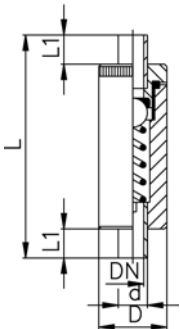
d [mm]	DN [mm]	PN	FPM Code	kg	D [mm]	L [mm]	L1 [mm]
16	10	10	199 041 247	0.070	35	114	14
20	15	10	199 041 248	0.100	40	124	16
25	20	10	199 041 249	0.140	45	144	19
32	25	10	199 041 250	0.200	55	154	22
40	32	10	199 041 251	0.390	70	174	26
50	40	10	199 041 252	0.500	80	194	31
63	50	10	199 041 253	0.910	95	224	38
75	65	10	199 041 254	1.360	115	284	44
90	80	10	199 041 255	2.300	150	300	51



PROGEF Standard Ventilating valve type V95 With fusion spigots metric

Model:

- Material: PP-H



d [mm]	DN [mm]	PN	FPM Code	kg	D [mm]	L [mm]	L1 [mm]
16	10	10	199 041 274	0.070	35	114	14
20	15	10	199 041 275	0.100	40	124	16
25	20	10	199 041 276	0.140	45	144	19
32	25	10	199 041 277	0.200	55	154	22
40	32	10	199 041 278	0.390	70	174	26
50	40	10	199 041 279	0.500	80	194	31
63	50	10	199 041 280	0.910	95	224	38
75	65	10	199 041 281	1.360	115	284	44
90	80	10	199 041 282	2.300	150	300	51

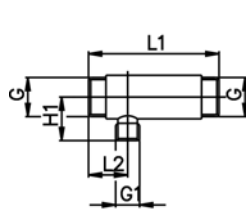


PROGEF Standard Water jet suction pump type P20

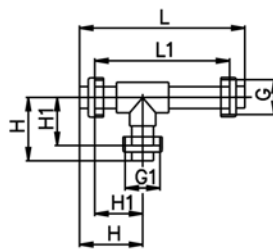
Model:

- Material: PP-H
- DN 10-20: BSP parallel female thread
- DN 25-50: Fusion socket metric
- DN 65-80: Fusion spigot metric

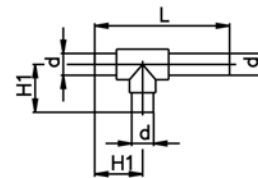
d [mm]	DN [mm]	PN	EPDM Code	kg	G [inch]	G1 [inch]	L [mm]	L1 [mm]	L2 [mm]	H [mm]	H1 [mm]
16	10	10	199 041 129	0.100	R 3/4	R 3/4		110	40		35
20	15	10	199 041 130	0.170	R 1	R 3/4		125	40		35
25	20	10	199 041 131	0.270	R 1 1/4	R 3/4		145	45		45
32	25	10	199 041 132	0.400	R 1 1/2	R 1 1/2	245	195		96	71
40	32	10	199 041 133	0.690	R 2	R 2	297	239		116	87
50	40	10	199 041 134	1.090	R 2 1/4	R 2 1/4	369	301		139	105
63	50	10	199 041 135	1.930	R 2 3/4	R 2 3/4	433	351		169	128
75	65	10	199 041 136	1.510	R 1	-	388				115
90	80	10	199 041 137	2.570	R 2 3/4	-	465				149



DN 10 - 20



DN 25 - 50



DN 65 - 80

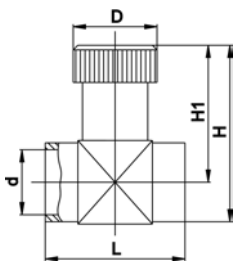


PROGEF Standard Throttle valve type V251 With fusion sockets metric

Model:

- Material: PP-H

d [mm]	DN [mm]	PN	EPDM Code	FPM Code	kg	D [mm]	L [mm]	H [mm]	H1 [mm]
16	10	10	199 041 217	199 041 224	0.100	29	47	57	45
20	15	10	199 041 218	199 041 225	0.124	35	55	66	51
25	20	10	199 041 219	199 041 226	0.080	40	66	80	63
32	25	10	199 041 220	199 041 227	0.150	47	80	96	75
40	32	10	199 041 221	199 041 228	0.001	56	100	111	86
50	40	10	199 041 222	199 041 229	0.419	70	120	133	101
63	50	10	199 041 223	199 041 230	0.600	88	146	158	118



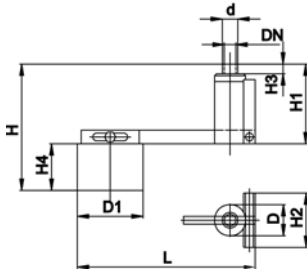


PROGEF Standard Float valve type V140 With fusion spigots metric

Model:

- Material: PP-H


- Lever 1:10



d [mm]	DN [mm]	PN	EPDM Code	FPM Code	kg
16	10	6	199 041 165	199 041 174	0.460
20	15	6	199 041 166	199 041 175	0.500
25	20	6	199 041 167	199 041 176	1.382
32	25	6	199 041 168	199 041 177	2.140
40	32	6	199 041 169	199 041 178	3.250
50	40	6	199 041 170	199 041 179	4.400
63	50	6	199 041 171	199 041 180	5.800
75	65	6	199 041 172	199 041 181	7.400
90	80	6	199 041 173	199 041 182	8.200

d [mm]	D [mm]	D1 [mm]	L [mm]	H [mm]	H1 [mm]	H2 [mm]	H3 [mm]	H4 [mm]
16	45	125	380	270	120	80	14	130
20	45	125	380	270	120	80	16	130
25	65	160	530	340	160	110	19	170
32	65	160	530	345	165	110	22	170
40	90	225	720	440	210	130	26	210
50	90	225	720	445	215	130	31	210
63	130	315	975	595	255	160	38	290
75	130	315	975	600	260	160	44	290
90	150	355	1140	640	290	180	51	340

PROGEF® Natural



- Pipes
- Butt Fusion System

PROGEF® Natural (natural)

Pressure/temperature diagram for PP PROGEF® Natural

The following pressure/temperature diagram for PROGEF® Natural pipes and fittings is valid for a lifetime of 25 years.

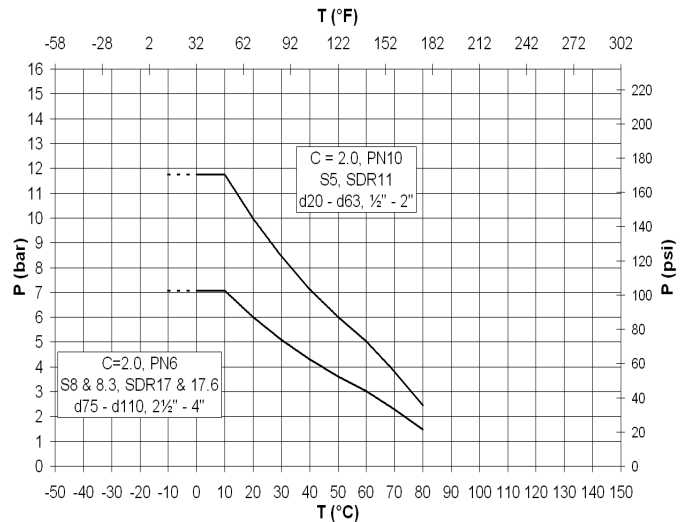
The design factor of 2.0 recommended by GF is incorporated.

It can be used for water or media resembling water, in other words, media which have no derating factor regarding the chemical resistance.

Remark: Please take into account the pressure/temperature diagrams for valves and special fittings. Because of the construction and/or sealing material used, differences are possible when compared with pipes and fittings. This information can be found in the planning fundamentals of the relevant types of valves, respectively special fittings.

Remark: Using PROGEF® Natural at higher temperatures can lead to a discoloration of the material.

In case of applications with temperatures in the range of the dotted lines please contact your GF representative.



P Permissible pressure in bar, psi
T Temperature in °C, °F

PROGEF Natural – System Specification






Material	Polypropylene Random Copolymer
Colour	Unpigmented, translucent
Density	~0.90g/cm ³ (ISO 1183 / ASTM D 792)
Surface tension	30–35mJ/m ²
Linear expansion coefficient	0.15mm/m °K (DIN 53752)
E-modulus	900N/mm ² (ISO 527/ASTM D 790)
Thermal conductivity	0.23W/mK (EN 12664)
Surface resistivity	>10 ¹⁶ Ω (IEC 60093)
Dimension	d20–d110 in accordance with EN ISO 15494
Pressure Rating	Pipes/Fittings/Diaphragm valves: d20–d63 SDR11, PN10, c=2.0 d75–d110 SDR17.6, PN6, c=2.0
Temperature Rating	from 0 °C to 80 °C (<60 °C for valves) (32 °F–176 °F)
Production	Fittings/valves: injection moulded Pipes: extruded
Surface Finish	Inner surface Ra ≤ 1 µm (39 µin)
Marking	Fittings, pipes and valves are embossed with a permanent identification during the production process to ensure full traceability: Lot No Material Dimension Pressure Rating
Testing and Inspection (EN ISO 15494)	Inclusions Visual inspection Surface finish Dimension tolerance Pressure testing Full product range passed the Initial Type Test (ITT)
Approvals/Conformance ⁽¹⁾	FDA CFR 21 177.1520 USP 25 class VI (physiological non-toxic)
Welding Technology	BCF Plus, bead and crevice free fusion IR Plus, infrared fusion (DVS 2207-6) Butt fusion (DVS 2207-11)
Documentation ⁽²⁾	Certificate of Conformance with FDA, USP EN 10204 2.2 EN 10204 3.1 ASME BPE
Packing	Pipes: Capped & single bagged Fittings/valves: Multiple components single bagged in specified bag
Labeling	Brand Name Product Description Code Number Material Dimension CE-labeling ⁽³⁾ Approvals
Main Applications	Uses include cost effective, pure distribution of DI-water and critical biological fluids where chemical sanitisation is needed. B ead and C revice F ree jointing and minimal metallic leachout ensure the highest product quality. Highly resistant to impact, abrasion and many chemicals make it ideal for slurries transportation in the semiconductor industry.

⁽¹⁾ For thermoplastic material only

⁽²⁾ On request

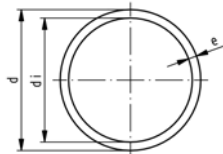
⁽³⁾ From 2008 on

PROGEF Natural Pipes, Fittings, Unions, Flanges and Flange Adaptors

		Page
	Pipes	320
	Fittings for Butt Fusion	321
	Adaptor Fittings for Butt Fusion	324
	Unions and Sanitary Adaptors	327
	Flange Adaptors, Flanges and Gaskets for Butt Fusion	331

Pipes

68 48 01



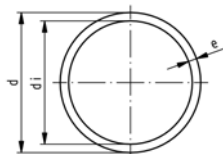
PROGEF Natural, S5/SDR11 (PN10)

Model:

- Material: PP-R unpigmented
- Colour: natural
- Length: Lengths of 5 m
- Bead and Crevice Free weldable with the new BCF® Plus fusion machine
- Infrared-(IR Plus®) compatible. Please choose fusion parameters: PP-n (PP-R)
- Conventional butt-welding according to DVS 2207 part 11

d [mm]	Code	kg/m	e [mm]	di [mm]
20	168 480 151	0.107	1,9	16.2
25	168 480 152	0.164	2,3	20.4
32	168 480 153	0.261	2,9	26.2
40	168 480 154	0.412	3,7	32.6
50	168 480 155	0.638	4,6	40.8
63	168 480 156	1.010	5,8	51.4

68 48 02



PROGEF Natural, S8,3/SDR17,6 (PN6)

Model:

- Material: PP-R unpigmented
- Colour: natural
- Length: Lengths of 5 m

d [mm]	Code	kg/m	e [mm]	di [mm]
75	168 480 282	0.935	4,3	66.4
90	168 480 283	1.330	5,1	79.8
110	168 480 284	1.990	6,3	97.4

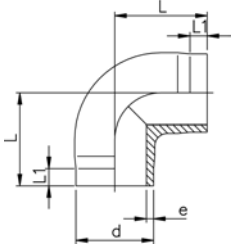
Fittings for Butt Fusion

PROGEF Natural, Elbow 90°, S5/SDR11



Model:

- Material: PP-R unpigmented
- Bead and Crevice Free weldable with the new BCF® Plus fusion machine
- Infrared-(IR Plus®) compatible. Please choose fusion parameters: PP-n (PP-R)
- Conventional butt-welding according to DVS 2207 part 11



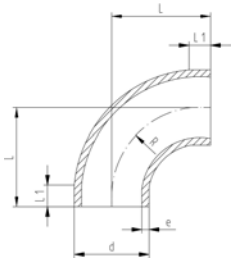
d [mm]	FM	Code	kg	L [mm]	L1 [mm]	e [mm]	
20	BCF, IR	728 108 506	0.008	38	25	1,9	
25	BCF, IR	728 108 507	0.013	42	26	2,3	
32	BCF, IR	728 108 508	0.022	46	27	2,9	
40	BCF, IR	728 108 509	0.044	51	22	3,7	
50	BCF, IR	728 108 510	0.077	58	23	4,6	
63	BCF, IR	728 108 511	0.138	66	21	5,8	

PROGEF Natural, Bend 90°, S8,3/SDR17,6



Model:

- Material: PP-R unpigmented
- Bead and Crevice Free weldable with the new BCF® Plus fusion machine
- Infrared-(IR Plus®) compatible. Please choose fusion parameters: PP-n (PP-R)
- Conventional butt-welding according to DVS 2207 part 11



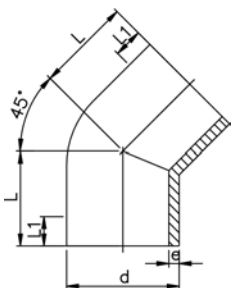
d [mm]	FM	Code	kg	L [mm]	L1 [mm]	e [mm]	R [mm]
75	BCF, IR	728 018 412	0.156	100	20	4,3	90
90	BCF, IR	728 018 413	0.221	100	20	5,1	90
110	BCF, IR	728 018 414	0.474	141	25	6,3	130

PROGEF Natural, Elbow 45°, S5/SDR11



Model:

- Material: PP-R unpigmented
- Bead and Crevice Free weldable with the new BCF® Plus fusion machine
- Infrared-(IR Plus®) compatible. Please choose fusion parameters: PP-n (PP-R)
- Conventional butt-welding according to DVS 2207 part 11



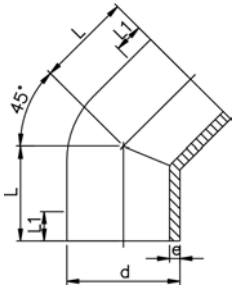
d [mm]	FM	Code	kg	L [mm]	L1 [mm]	e [mm]	
20	BCF, IR	728 158 506	0.008	32	24	1,9	
25	BCF, IR	728 158 507	0.012	34	25	2,3	
32	BCF, IR	728 158 508	0.022	36	25	2,9	
40	BCF, IR	728 158 509	0.037	39	25	3,7	
50	BCF, IR	728 158 510	0.054	42	26	4,6	
63	BCF, IR	728 158 511	0.097	47	29	5,8	



PROGEF Natural, Elbow 45°, S8,3/SDR17,6

Model:

- Material: PP-R unpigmented
- Conventional butt-welding according to DVS 2207 part 11
- Bead and Crevice Free weldable with the new BCF® Plus fusion machine
- Infrared-(IR Plus®) compatible. Please choose fusion parameters: PP-n (PP-R)



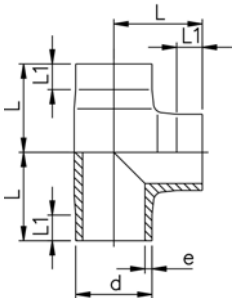
d [mm]	FM	Code	kg	L [mm]	L1 [mm]	e [mm]
75	BCF, IR	728 158 412	0.099	49	33	4,3
90	BCF, IR	728 158 413	0.164	57	48	5,7
110	BCF, IR	728 158 414	0.296	70	38	6,9



PROGEF Natural, Tee 90° equal, S5/SDR11

Model:

- Material: PP-R unpigmented
- Bead and Crevice Free weldable with the new BCF® Plus fusion machine
- Infrared-(IR Plus®) compatible. Please choose fusion parameters: PP-n (PP-R)
- Conventional butt-welding according to DVS 2207 part 11



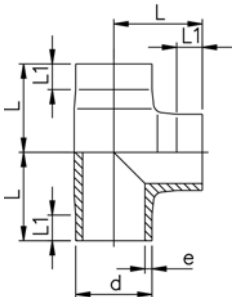
d [mm]	FM	Code	kg	L [mm]	L1 [mm]	e [mm]
20	BCF, IR	728 208 506	0.011	38	24	1,9
25	BCF, IR	728 208 507	0.019	42	26	2,3
32	BCF, IR	728 208 508	0.032	46	26	2,9
40	BCF, IR	728 208 509	0.059	51	23	3,7
50	BCF, IR	728 208 510	0.103	58	22	4,6
63	BCF, IR	728 208 511	0.184	66	20	5,8



PROGEF Natural, Tee 90° equal, S8,3/SDR17,6

Model:

- Material: PP-R unpigmented
- Bead and Crevice Free weldable with the new BCF® Plus fusion machine
- Infrared-(IR Plus®) compatible. Please choose fusion parameters: PP-n (PP-R)
- Conventional butt-welding according to DVS 2207 part 11



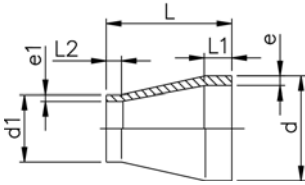
d [mm]	FM	Code	kg	L [mm]	L1 [mm]	e [mm]
75	BCF, IR	728 208 412	0.230	75	20	4,3
90	BCF, IR	728 208 413	0.401	90	20	5,7
110	BCF, IR	728 208 414	0.723	110	20	6,9



PROGEF Natural, Reducer, S5/SDR11

Model:

- Material: PP-R unpigmented
- Bead and Crevice Free weldable with the new BCF® Plus fusion machine
- Infrared-(IR Plus®) compatible. Please choose fusion parameters: PP-n (PP-R)
- Conventional butt-welding according to DVS 2207 part 11



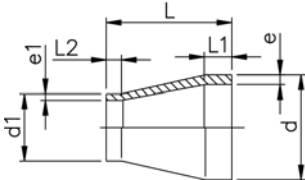
d [mm]	d1 [mm]	FM	Code	kg	L [mm]	L1 [mm]	L2 [mm]	e [mm]	e1 [mm]
25	20	BCF, IR	728 908 537	0.007	50	20	20	2,3	1,9
32	20	BCF, IR	728 908 542	0.010	50	20	20	3,0	1,9
32	25	BCF, IR	728 908 541	0.011	50	20	20	3,0	2,3
40	20	BCF, IR	728 908 548	0.015	58	20	23	3,7	1,9
40	25	BCF, IR	728 908 547	0.016	55	20	20	3,7	2,3
40	32	BCF, IR	728 908 546	0.019	55	20	20	3,7	2,9
50	25	BCF, IR	728 908 554	0.025	60	20	20	4,6	2,3
50	32	BCF, IR	728 908 553	0.027	60	20	20	4,6	2,9
50	40	BCF, IR	728 908 552	0.030	60	20	20	4,6	3,7
63	32	BCF, IR	728 908 560	0.043	65	20	20	5,8	2,9
63	40	BCF, IR	728 908 559	0.047	65	20	20	5,8	3,7
63	50	BCF, IR	728 908 558	0.052	65	20	20	5,8	4,6



PROGEF Natural, Reducer, S8,3/SDR17,6

Model:

- Material: PP-R unpigmented
- Bead and Crevice Free weldable with the new BCF® Plus fusion machine
- Infrared-(IR Plus®) compatible. Please choose fusion parameters: PP-n (PP-R)
- Conventional butt-welding according to DVS 2207 part 11

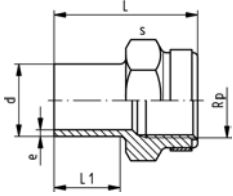


* SDR17,6 - SDR11

d [mm]	d1 [mm]	FM	Code	kg	L [mm]	L1 [mm]	L2 [mm]	e [mm]	e1 [mm]
*75	40	BCF, IR	728 908 466	0.048	68	20	23	4,3	3,7
*75	50	BCF, IR	728 908 465	0.051	65	20	20	4,3	4,6
*75	63	BCF, IR	728 908 464	0.060	65	20	20	4,3	5,8
*90	63	BCF, IR	728 908 471	0.086	75	22	19	5,7	5,8
90	75	BCF, IR	728 908 470	0.086	75	21	19	5,7	4,3
110	75	BCF, IR	728 908 477	0.135	90	26	20	6,9	4,3
110	90	BCF, IR	728 908 476	0.154	90	25	22	6,9	5,7

Adaptor Fittings for Butt Fusion

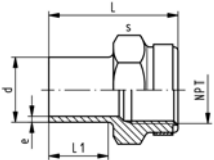
PROGEF Natural, Adaptor Socket, metric - Rp



Model:

- Material: PP-R unpigmented
- With butt fusion spigot **SDR11** and BSP parallel female thread Rp, reinforced
- Connection to plastic or metal
- Reinforcing ring stainless (A2)
- Do not use thread sealing pastes that are harmful to PP

d [mm]	FM	Rp [inch]	PN	Code	kg	L [mm]	L1 [mm]	s [mm]	e [mm]
20	BCF, IR	½	10	728 918 056	0.017	49	28	32	1,9
25	BCF, IR	¾	10	728 918 057	0.022	51	28	36	2,3
32	BCF, IR	1	10	728 918 058	0.039	54	28	46	2,9
40	BCF, IR	1 ¼	10	728 918 059	0.057	56	28	55	3,7
50	BCF, IR	1 ½	10	728 918 060	0.085	60	28	64	4,6
63	BCF, IR	2	10	728 918 061	0.140	62	28	80	5,8

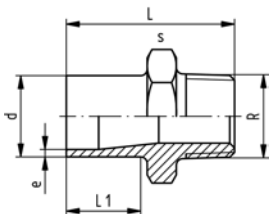


PROGEF Natural, Adaptor Sockets, metric - NPT

Model:

- Material: PP-R unpigmented
- With butt fusion spigot **SDR11** and NPT tapered female thread, reinforced
- Connection to plastic or metal
- Reinforcing ring stainless (A2)
- Do not use thread sealing pastes that are harmful to PP

d [mm]	FM	NPT [inch]	PN	Code	kg	L [mm]	L1 [mm]	s [mm]	e [mm]
20	BCF, IR	½	10	728 914 056	0.017	49	28	32	1,9
25	BCF, IR	¾	10	728 914 057	0.022	51	28	36	2,3
32	BCF, IR	1	10	728 914 058	0.039	54	28	46	2,9
40	BCF, IR	1 ¼	10	728 914 059	0.057	56	28	55	3,7
50	BCF, IR	1 ½	10	728 914 060	0.085	60	28	64	4,6
63	BCF, IR	2	10	728 914 061	0.140	62	28	80	5,8

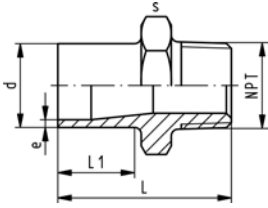


PROGEF Natural, Adaptor Nipple, metric - R

Model:

- Material: PP-R unpigmented
- With butt fusion spigot and BSP tapered male thread
- Connection to plastic thread only
- Do not use thread sealing pastes that are harmful to PP

d [mm]	FM	R [inch]	PN	Code	kg	L [mm]	L1 [mm]	s [mm]	e [mm]
20	BCF, IR	½	10	728 918 106	0.013	51	28	32	1,9
25	BCF, IR	¾	10	728 918 107	0.017	52	28	36	2,3
32	BCF, IR	1	10	728 918 108	0.027	55	28	46	2,9
40	BCF, IR	1 ¼	10	728 918 109	0.041	58	28	55	3,7
50	BCF, IR	1 ½	10	728 918 110	0.060	60	28	65	4,6
63	BCF, IR	2	10	728 918 111	0.098	67	28	80	5,8



PROGEF Natural, Adaptor Nipple, metric - NPT

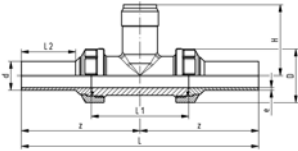
Model:

- Material: PP-R unpigmented
- With butt fusion spigot **SDR11** and NPT tapered male thread
- Connection to plastic thread only
- Do not use thread sealing pastes that are harmful to PP

d [mm]	NPT [inch]	PN	FM	Code	kg	L [mm]	L1 [mm]	s [mm]	e [mm]
20	½	10	BCF, IR	728 914 106	0.013	51	28	32	1,9
25	¾	10	BCF, IR	728 914 107	0.017	52	28	36	2,3
32	1	10	BCF, IR	728 914 108	0.027	55	28	46	2,9
40	1 ¼	10	BCF, IR	728 914 109	0.041	58	28	55	3,7
50	1 ½	10	BCF, IR	728 914 110	0.060	60	28	65	4,6
63	2	10	BCF, IR	728 914 111	0.098	67	28	80	5,8

28 31 81

Installation Fitting Type 318, PP-R for Butt Fusion Systems metric



Model:

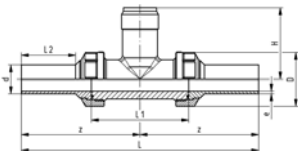
- For Signet Paddlewheel Sensors Type -X0 (104 mm)
- Body and union nut PP-H
- Union end with butt fusion spigot PP-R

d [mm]	DN [mm]	PN	FM	EPDM Code	FPM Code	kg
20	15	10	BCF, IR	728 318 106	728 318 136	0.250
25	20	10	BCF, IR	728 318 107	728 318 137	0.190
32	25	10	BCF, IR	728 318 108	728 318 138	0.250
40	32	10	BCF, IR	728 318 109	728 318 139	0.356
50	40	10	BCF, IR	728 318 110	728 318 140	0.510
63	50	10	BCF, IR	728 318 111	728 318 141	0.800

d [mm]	D [mm]	z [mm]	L [mm]	L1 [mm]	L2 [mm]	H [mm]	e [mm]	Sensor Type
20	45	99	198	90	38	76	1.9	X0
25	55	107	214	100	42	78	2.3	X0
32	62	115	230	110	41	81	2.9	X0
40	75	118	236	110	42	85	3.7	X0
50	84	126	252	120	44	89	4.6	X0
63	101	134	268	130	45	95	5.8	X0

27 31 80

Installation Fitting Type 318, PP-R for Butt Fusion Systems metric



Model:

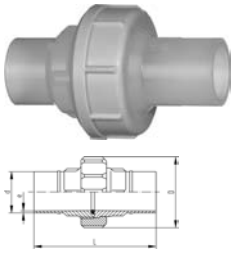
- For Signet Paddlewheel Sensors Type -X0 (104 mm)
- Body and union nut PVDF
- Union end with butt fusion spigot PP-R

d [mm]	DN [mm]	PN	FM	EPDM Code	FPM Code	kg
20	15	10	BCF, IR	728 318 006	728 318 036	0.250
25	20	10	BCF, IR	728 318 007	728 318 037	0.355
32	25	10	BCF, IR	728 318 008	728 318 038	0.427
40	32	10	BCF, IR	728 318 009	728 318 039	0.700
50	40	10	BCF, IR	728 318 010	728 318 040	0.850
63	50	10	BCF, IR	728 318 011	728 318 041	1.182

d [mm]	D [mm]	z [mm]	L [mm]	L1 [mm]	L2 [mm]	H [mm]	e [mm]	Sensor Type
20	45	99	198	90	38	76	1.9	X0
25	55	107	214	100	42	78	2.3	X0
32	62	115	230	110	41	81	2.9	X0
40	75	118	236	110	42	85	3.7	X0
50	84	126	252	120	44	89	4.6	X0
63	101	134	268	130	45	95	5.8	X0

Unions and Sanitary Adaptors

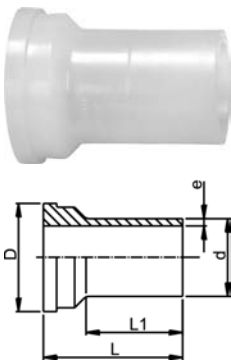
Sanitary Union, SDR11



Model:

- Material: PP-R unpigmented
- Bead and Crevice Free weldable with the new BCF® Plus fusion machine
- Infrared-(IR Plus®) compatible. Please choose fusion parameters: PP-n (PP-R)
- Conventional butt-welding according to DVS 2207 part 11
- FDA compliant

d [mm]	FM	EPDM Code	FPM Code	kg	D [mm]	L [mm]	L1 [mm]	L2 [mm]	e [mm]
20	BCF, IR	728 518 526	728 528 526	0.046	48	107	53	25	1,9
25	BCF, IR	728 518 527	728 528 527	0.074	58	113	56	25	2,3
32	BCF, IR	728 518 528	728 528 528	0.102	65	119	59	25	2,9
40	BCF, IR	728 518 529	728 528 529	0.169	79	126	63	25	3,7
50	BCF, IR	728 518 530	728 528 530	0.023	91	131	65	25	4,6
63	BCF, IR	728 518 531	728 528 531	0.382	111	137	68	25	5,8

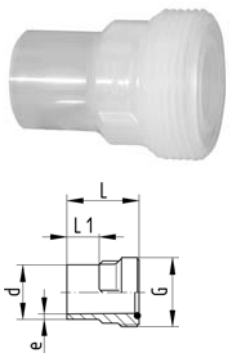


PROGEF® Natural Union Ends IR, PP-N

Model:

- Material: PP-R unpigmented
- Bead and Crevice Free weldable with the new BCF® Plus fusion machine
- Infrared-(IR Plus®) compatible. Please choose fusion parameters: PP-n (PP-R)
- Conventional butt-welding according to DVS 2207 part 11

d [mm]	PN	FM	Code	kg	D [mm]	L [mm]	L1 [mm]	e [mm]
20	10	BCF, IR	728 608 506	0.009	30	53	35	1,9
25	10	BCF, IR	728 608 507	0.013	39	56	36	2,3
32	10	BCF, IR	728 608 508	0.016	45	59	38	2,9
40	10	BCF, IR	728 608 509	0.035	57	63	39	3,7
50	10	BCF, IR	728 608 510	0.054	63	65	41	4,6
63	10	BCF, IR	728 608 511	0.092	78	69	43	5,8



PROGEF® Natural Union Bushes IR, PP-N SDR11

Model:

- Material: PP-R unpigmented
- Bead and Crevice Free weldable with the new BCF® Plus fusion machine
- Infrared-(IR Plus®) compatible. Please choose fusion parameters: PP-n (PP-R)
- Conventional butt-welding according to DVS 2207 part 11

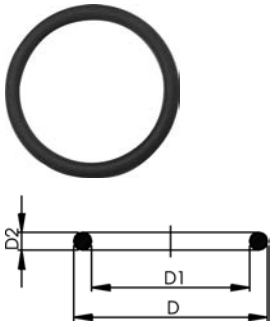
d [mm]	PN	FM	Code	kg	G [inch]	L [mm]	L1 [mm]	e [mm]
20	10	BCF, IR	728 648 526	0.012	1	54	26	1,9
25	10	BCF, IR	728 648 527	0.020	1 1/4	57	26	2,3
32	10	BCF, IR	728 648 528	0.029	1 1/2	60	25	2,9
40	10	BCF, IR	728 648 529	0.047	2	63	25	3,7
50	10	BCF, IR	728 648 530	0.064	2 1/4	66	25	4,6
63	10	BCF, IR	728 648 531	0.104	2 3/4	69	25	5,8

EPDM 48 41 00
FPM 49 41 00

O-Ring Gaskets

Model:

- Hardness approx. 65° Shore
- Suitable for unions 28 51 52, 28 51 53, 28 52 52, 28 52



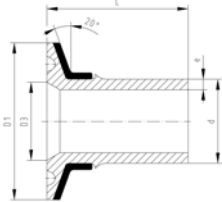
d [mm]	DN [mm]	EPDM Code	FPM Code	kg	D [mm]	D1 [mm]	D2 [mm]
20	15	748 410 140	749 410 140	0.003	20	15	3
20	15	748 410 006	749 410 006	0.002	27		
32	25	748 410 025	749 410 025	0.002	32	25	4
40	32	748 410 152	749 410 152	0.006	42	31	5
40	32	748 410 009	749 410 009	0.006	51		
63	50	748 410 171	749 410 171	0.010	61	50	5



Sanitary Adaptor Connection to ISO 1127

Model:

- Material: PP-R unpigmented
- Conventional butt-welding according to DVS 2207 part 11
- Infrared-(IR Plus®) compatible. Please choose fusion parameters: PP-n (PP-R)
- Bead and Crevice Free weldable with the new BCF® Plus fusion machine
- Stainless steel reinforcement ring



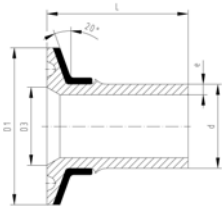
d [mm]	FM	DN [mm]	PN	Code	kg	D1 [mm]	D3 [mm]	L [mm]	e [mm]
20	BCF, IR	15	10	728 598 006	0.031	50	18	49.0	1,9
25	BCF, IR	20	10	728 598 008	0.032	50	23	49.5	2,3
25	BCF, IR	25	10	728 598 009	0.031	50	29	49.5	2,3
32	BCF, IR	25	10	728 598 010	0.033	50	29	53.0	2,9
40	BCF, IR	32	10	728 598 014	0.054	64	38	54.0	3,7
50	BCF, IR	40	10	728 598 016	0.062	64	44	61.0	4,6
63	BCF, IR	50	10	728 598 018	0.093	77	56	67.0	5,8



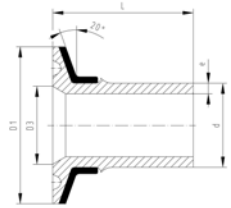
Sanitary Adaptor Connection to DIN 32676

Model:

- Material: PP-R unpigmented
- Conventional butt-welding according to DVS 2207 part 11
- Infrared-(IR Plus®) compatible. Please choose fusion parameters: PP-n (PP-R)
- Bead and Crevice Free weldable with the new BCF® Plus fusion machine
- Stainless steel reinforcement ring



d [mm]	FM	DN [mm]	PN	Code	kg	D1 [mm]	D3 [mm]	L [mm]	e [mm]
20	BCF, IR	15	10	728 598 056	0.014	34	16	49.0	1,9
20	BCF, IR	20	10	728 598 057	0.014	34	20	49.0	1,9
25	BCF, IR	25	10	728 598 059	0.031	50	26	49.5	2,3
32	BCF, IR	32	10	728 598 062	0.031	50	32	53.0	2,9
40	BCF, IR	40	10	728 598 065	0.032	50	38	54.0	3,7
50	BCF, IR	50	10	728 598 067	0.061	64	50	61.0	4,6

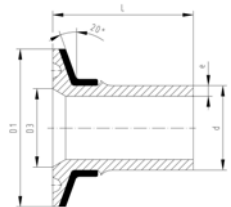


Sanitary Adaptor Connection to DIN 3017

Model:

- Material: PP-R unpigmented
- Conventional butt-welding according to DVS 2207 part 11
- Infrared-(IR Plus®) compatible. Please choose fusion parameters: PP-n (PP-R)
- Bead and Crevice Free weldable with the new BCF® Plus fusion machine
- Stainless steel reinforcement ring

d [mm]	FM	DN [mm]	PN	Code	kg	D1 [mm]	D3 [mm]	L [mm]	e [mm]
25	BCF, IR	25	10	728 598 259	0.031	50	22	49.5	2,3
32	BCF, IR	32	10	728 598 262	0.031	50	32	53.0	2,9
40	BCF, IR	40	10	728 598 265	0.033	50	35	54.0	3,7
50	BCF, IR	50	10	728 598 267	0.061	64	49	61.0	4,6
63	BCF, IR	65	10	728 598 269	0.093	78	60	67.0	5,8

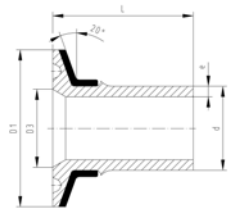


Sanitary Adaptor Connection to ISO 2852

Model:

- Material: PP-R unpigmented
- Conventional butt-welding according to DVS 2207 part 11
- Infrared-(IR Plus®) compatible. Please choose fusion parameters: PP-n (PP-R)
- Bead and Crevice Free weldable with the new BCF® Plus fusion machine
- Stainless steel reinforcement ring

d [mm]	FM	DN [mm]	PN	Code	kg	D1 [mm]	D3 [mm]	L [mm]	e [mm]
25	BCF, IR	25	10	728 598 309	0.031	51	22	50	2,3
32	BCF, IR	32	10	728 598 312	0.031	51	32	53	2,9
40	BCF, IR	40	10	728 598 315	0.033	51	35	54	3,7
50	BCF, IR	50	10	728 598 317	0.061	64	49	61	4,6
63	BCF, IR	65	10	728 598 319	0.093	78	60	67	5,8



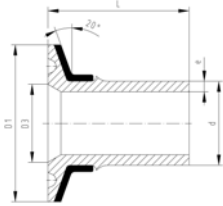
Sanitary Adaptor Connection to ASME BPE

Model:

- Material: PP-R unpigmented
- Conventional butt-welding according to DVS 2207 part 11
- Infrared-(IR Plus®) compatible. Please choose fusion parameters: PP-n (PP-R)
- Bead and Crevice Free weldable with the new BCF® Plus fusion machine
- Stainless steel reinforcement ring

* Without stainless steel reinforcement ring

d [mm]	FM	Inch	PN	Code	kg	D1 [mm]	D3 [mm]	L [mm]	e [mm]
*20	BCF, IR	3/4	10	728 598 357	0.006	25	16	49	1,9
25	BCF, IR	1	10	728 598 359	0.031	51	22	50	2,3
40	BCF, IR	1 1/2	10	728 598 365	0.032	51	35	54	3,7
50	BCF, IR	2	10	728 598 367	0.061	64	48	61	4,6
63	BCF, IR	2 1/2	10	728 598 369	0.093	78	60	67	5,8

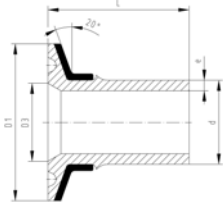


Sanitary Adaptor Connection to JIS G3447

Model:

- Material: PP-R unpigmented
- Conventional butt-welding according to DVS 2207 part 11
- Infrared-(IR Plus®) compatible. Please choose fusion parameters: PP-n (PP-R)
- Bead and Crevice Free weldable with the new BCF® Plus fusion machine
- Stainless steel reinforcement ring

d [mm]	FM	DN [mm]	PN	Code	kg	D1 [mm]	D3 [mm]	L [mm]	e [mm]
20	BCF, IR	15	10	728 598 406	0.014	34	18	49.0	1,9
25	BCF, IR	20	10	728 598 408	0.032	50	23	49.5	2,3
32	BCF, IR	25	10	728 598 410	0.033	50	30	53.0	2,9
40	BCF, IR	32	10	728 598 414	0.033	50	35	54.0	3,7
50	BCF, IR	40	10	728 598 416	0.061	64	48	61.0	4,6
63	BCF, IR	50	10	728 598 418	0.093	78	60	67.0	5,8



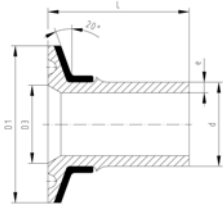
Sanitary Adaptor Connection to 3A Standard

Model:

- Material: PP-R unpigmented
- Conventional butt-welding according to DVS 2207 part 11
- Infrared-(IR Plus®) compatible. Please choose fusion parameters: PP-n (PP-R)
- Bead and Crevice Free weldable with the new BCF® Plus fusion machine
- Stainless steel reinforcement ring

* Without stainless steel reinforcement ring

d [mm]	FM	Inch	PN	Code	kg	D1 [mm]	D3 [mm]	L [mm]	e [mm]
*20	BCF, IR	3/4	10	728 598 207	0.006	25	16	49.0	1,9
25	BCF, IR	1	10	728 598 209	0.032	50	22	49.5	2,3
32	BCF, IR	1 1/2	10	728 598 213	0.032	50	35	53.0	2,9
40	BCF, IR	1 1/2	10	728 598 215	0.033	50	35	54.0	3,7
50	BCF, IR	2	10	728 598 217	0.061	64	48	61.0	4,6
63	BCF, IR	2 1/2	10	728 598 219	0.093	78	60	67.0	5,8



Sanitary Adaptor Connection to Membrane Manometer

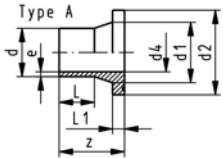
Model:

- Material: PP-R unpigmented
- Conventional butt-welding according to DVS 2207 part 11
- Infrared-(IR Plus®) compatible. Please choose fusion parameters: PP-n (PP-R)
- Bead and Crevice Free weldable with the new BCF® Plus fusion machine
- Stainless steel reinforcement ring

d [mm]	FM	DN [mm]	PN	Code	kg	e [mm]	D1 [mm]	D3 [mm]	L [mm]
20	BCF, IR	15	10	728 598 516	0.029	1,9	50	34	49
25	BCF, IR	20	10	728 598 518	0.031	2,3	50	34	50
32	BCF, IR	25	10	728 598 520	0.032	2,9	50	34	53

Flange Adaptors, Flanges and Gaskets for Butt Fusion

PROGEF Natural, Flange Adaptor, S5/SDR11⁺ Combined Jointing Face: Flat and Serrated

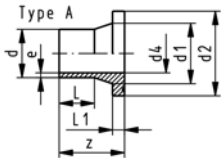


Model:

- Material: PP-R unpigmented
- Conventional butt-welding according to DVS 2207 part 11
- Bead and Crevice Free weldable with the new BCF[®] Plus fusion machine
- Infrared-(IR Plus[®]) compatible. Please choose fusion parameters: PP-n (PP-R)
- Gasket: Profile flange gasket EPDM No. 48 44 07, FPM No. 49 44 07

d [mm]	DN [mm]	FM	Code	kg	z [mm]	d1 [mm]	d2 [mm]	d4 [mm]	L [mm]	L1 [mm]	e [mm]
20	15	IR	728 798 706	0.015	85	27	45	16	41	7	1.9
25	20	IR	728 798 707	0.028	85	33	58	20	41	9	2.3
32	25	IR	728 798 708	0.042	85	40	68	26	44	10	3.0
40	32	IR	728 798 709	0.064	85	50	78	32	49	11	3.7
50	40	IR	728 798 710	0.091	85	61	88	40	55	12	4.6
63	50	IR	728 798 711	0.146	95	75	102	51	65	14	5.8

PROGEF Natural, Flange Adaptor, S8.3/SDR17.6 Combined Jointing Face: Flat and Serrated



Model:

- Material: PP-R unpigmented
- Conventional butt-welding according to DVS 2207 part 11
- Bead and Crevice Free weldable with the new BCF[®] Plus fusion machine
- Infrared-(IR Plus[®]) compatible. Please choose fusion parameters: PP-n (PP-R)
- Gasket: Profile flange gasket EPDM No. 48 44 07, FPM No. 49 44 07

d [mm]	DN [mm]	FM	Code	kg	z [mm]	d1 [mm]	d2 [mm]	d4 [mm]	L [mm]	L1 [mm]	e [mm]
75	65	IR	728 798 787	0.202	80	89	122	66	70	16	4.5
90	80	IR	728 798 788	0.271	80	105	138	79	79	17	5.4
110	100	IR	728 798 789	0.354	80	125	158	96	82	18	6.6

27 70 04
27 70 05

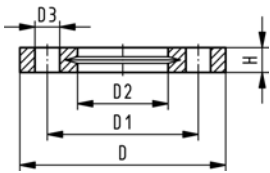

Backing Flanges, PP-V for Butt Fusion Systems metric

Model:

- Modern full-plastic flange PP-GF (30 % glass-fibre reinforced)
- With V-groove which applies force evenly on collar
- With integrated bolt retainers as an assembly aid
- Connecting dimension: ISO 7005, EN 1092, BS 4504, DIN 2501
- **Bolt circle PN 10**

¹⁾ Suitable for socket- and butt fusion systems (no pictograph on flange)

AL: number of holes



d [mm]	Inch	DN [mm]	PN	Code	kg	D [mm]	D1 [mm]	D2 [mm]	D3 [mm]	H [mm]	AL	SC
20		15	16	727 700 406	0.080	95	65	28	14	16	4	M12
25		20	16	727 700 407	0.100	105	75	34	14	17	4	M12
32		25	16	727 700 408	0.140	115	85	42	14	18	4	M12
40		32	16	727 700 409	0.220	140	100	51	18	20	4	M16
50		40	16	727 700 410	0.210	150	110	62	18	22	4	M16
63		50	16	727 700 411	0.380	165	125	78	18	24	4	M16
75		65	16	727 700 412	0.480	185	145	92	18	26	4	M16
90		80	16	727 700 513	0.520	200	160	108	18	27	8	M16
110		100	16	727 700 514	0.680	220	180	128	18	28	8	M16

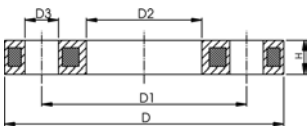

27 70 02
27 70 03

Backing Flanges, PP/Steel for Butt Fusion Systems metric

Model:

- Material: PP (30 % glass-fibre reinforced) with steel ring
- Connecting dimension: ISO 7005, EN 1092, BS 4504, DIN 2501
- **Bolt circle PN 10**

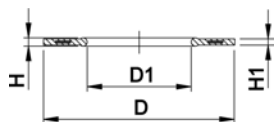
AL: number of holes



d [mm]	d [inch]	DN [mm]	PN	Code	kg	D [mm]	D1 [mm]	D2 [mm]	D3 [mm]	H [mm]	AL	SC
20		15	16	727 700 206	0.220	95	65	28	14	12	4	M12
25		20	16	727 700 207	0.260	105	75	34	14	12	4	M12
32		25	16	727 700 208	0.430	115	85	42	14	16	4	M12
40		32	16	727 700 209	0.650	140	100	51	18	16	4	M16
50		40	16	727 700 210	0.820	150	110	62	18	18	4	M16
63		50	16	727 700 211	0.940	165	125	78	18	18	4	M16
75		65	16	727 700 212	1.300	185	145	92	18	18	4	M16
90		80	16	727 700 313	1.400	200	160	108	18	20	8	M16
110		100	16	727 700 314	1.580	220	180	128	18	20	8	M16

EPDM 48 44 07
FPM 49 44 07

Profile Flange Gaskets metric EPDM / FPM






Model:

- For all GF Flange Adaptors
- Profile Gasket with steel insert (type G-ST-P/K)
- Hardness: 70° Shore **EPDM**, 75° Shore **FPM**
- Centering on the inner diameter of the screw crown

di FA are the suitable inner diameters of flange adaptors

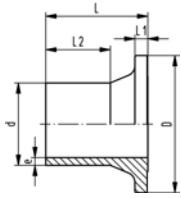
d [mm]	DN [mm]	PN	EPDM Code	FPM Code	kg	D [mm]	D1 [mm]	H [mm]	H1 [mm]	di FA [mm]
20	15	16	748 440 706	749 440 706	0.008	51	20	4	3	10 - 20
25	20	16	748 440 707	749 440 707	0.011	61	22	4	3	12 - 22
32	25	16	748 440 708	749 440 708	0.014	71	28	4	3	18 - 28
40	32	16	748 440 709	749 440 709	0.021	82	40	4	3	30 - 40
50	40	16	748 440 710	749 440 710	0.022	92	46	4	3	36 - 46
63	50	16	748 440 711	749 440 711	0.041	107	58	5	4	48 - 58
75	65	16	748 440 712	749 440 712	0.055	127	69	5	4	59 - 69
90	80	16	748 440 713	749 440 713	0.062	142	84	5	4	73 - 84
110	100	16	748 440 714	749 440 714	0.085	162	104	6	5	94 - 104

PROGEF Natural Hand-Operated and Actuated Valves

		Page
	Valve End 546	336
	Diaphragm Valves	337
	Diaphragm Valves Pneumatic	342

Valve End 546

PROGEF Natural, Valve end 546, SDR11



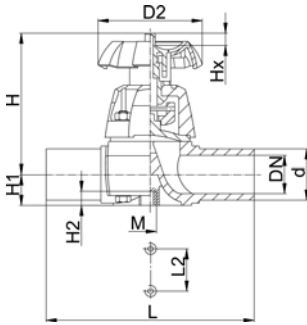
Model:

- Material: PP-R unpigmented
- Bead and Crevice Free weldable with the new BCF® Plus fusion machine
- Infrared-(IR Plus®) compatible. Please choose fusion parameters: PP-n (PP-R)
- Conventional butt-welding according to DVS 2207 part 11

d [mm]	FM	Code	kg	D [mm]	L [mm]	L1 [mm]	L2 [mm]	e [mm]
20	BCF, IR	168 480 260	0.007	38	37	4	25	1,9
25	BCF, IR	168 480 261	0.011	44	39	5	25	2,3
32	BCF, IR	168 480 262	0.017	53	40	5	25	2,9
40	BCF, IR	168 480 263	0.030	65	43	5	25	3,7
50	BCF, IR	168 480 264	0.053	77	51	6	25	4,6
63	BCF, IR	168 480 265	0.093	99	60	7	28	5,8

Diaphragm Valves

PROGEF® Natural Diaphragm valve type 315 With butt fusion spigots



Model:

- Material: PP-R unpigmented
- Bead and Crevice Free weldable with the new BCF fusion machine
- Conventional butt fusion and (IR Plus®) compatible
- PTFE with EPDM supporting diaphragm: FDA conform
- d20-d63 SDR11, d90-d110 SDR17,6

Option:

- Handwheel with built in locking mechanism

d [mm]	DN [mm]	PN	kv-value ($\Delta p=1$ bar) [l/min]	EPDM Code	PTFE with EPDM supporting diaphragm Code	kg
20	15	10	72	168 315 517	168 315 532	0.312
25	20	10	137	168 315 518	168 315 533	0.494
32	25	10	207	168 315 519	168 315 534	0.660
40	32	10	354	168 315 520	168 315 535	0.857
50	40	10	517	168 315 521	168 315 536	1.155
63	50	10	713	168 315 522	168 315 537	2.018

d [mm]	D2 [mm]	H [mm]	H1 [mm]	H2 [mm]	L [mm]	L2 [mm]	M
20	80	90	14	12	124	25	M6
25	80	101	18	12	144	25	M6
32	94	117	22	12	154	25	M6
40	117	127	26	15	174	45	M8
50	117	139	32	15	194	45	M8
63	152	172	39	15	223	45	M8



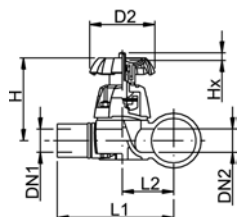
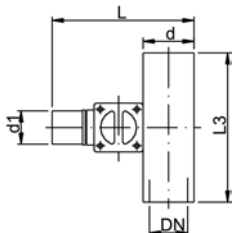
PROGEF® Natural Diaphragm valve type 319 With butt fusion spigots

Model:

- Material: PP-R unpigmented
- Valve body injection molded
- Minimized static zone (dead leg)
- Compact design
- Bead and Crevice Free weldable with the new BCF fusion machine
- Conventional butt fusion and (IR Plus®) compatible
- d20-d63 SDR11, d90-d110 SDR17,6

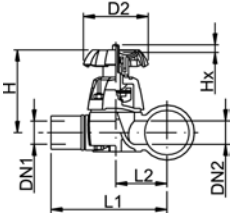
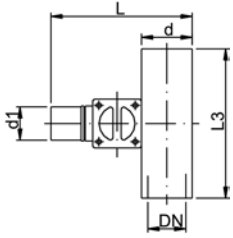
Option:

- Handwheel with built in locking mechanism



d [mm]	d1 [mm]	DN [mm]	DN1 [mm]	DN2 [mm]	PN	kv-value ($\Delta p=1$ bar) [l/min]	EPDM Code	kg
20	20	15	15	15	10	47	168 319 401	0.274
25	20	20	15	20	10	69	168 319 403	0.361
25	25	20	20	20	10	91	168 319 404	0.361
32	20	25	15	25	10	86	168 319 407	0.602
32	25	25	20	25	10	126	168 319 408	0.601
32	32	25	25	25	10	156	168 319 409	0.596
40	20	32	15	25	10	84	168 319 412	0.634
50	20	40	15	25	10	82	168 319 418	0.677
50	25	40	20	25	10	124	168 319 419	0.676
50	32	40	25	25	10	159	168 319 420	0.676
63	20	50	15	25	10	81	168 319 425	0.750
63	25	50	20	25	10	115	168 319 426	0.749
63	32	50	25	25	10	156	168 319 427	0.746
90	20	80	15	25	6	88	168 319 441	0.871
90	25	80	20	25	6	133	168 319 442	1.062
90	32	80	25	25	6	162	168 319 443	0.907
90	50	80	40	50	6	504	168 319 445	2.285
90	63	80	50	50	6	530	168 319 446	2.285
110	20	100	15	25	6	89	168 319 451	0.888
110	25	100	20	25	6	123	168 319 452	0.887
110	32	100	25	25	6	159	168 319 453	0.886
110	50	100	40	50	6	503	168 319 455	2.400
110	63	100	50	50	6	543	168 319 456	2.426

d [mm]	D2 [mm]	H [mm]	L [mm]	L1 [mm]	L2 [mm]	L3 [mm]
20	80	83	106	96	30	140
25	80	91	121	108	36	150
25	80	91	121	108	36	150
32	94	105	137	120	43	160
32	94	105	137	120	43	160
32	94	105	137	120	43	160
40	94	105	149	128	51	180
50	94	105	159	134	57	180
50	94	105	159	134	57	180
50	94	105	159	134	57	180
63	94	105	175	144	67	180
63	94	105	175	144	67	180
63	94	105	175	144	67	180
90	94	105	204	159	82	160
90	94	105	204	159	82	160
90	94	105	204	159	82	160
90	152	151	252	207	95	220
90	152	151	252	207	95	220



d [mm]	D2 [mm]	H [mm]	L [mm]	L1 [mm]	L2 [mm]	L3 [mm]
110	94	105	226	171	94	160
110	94	105	226	171	94	160
110	94	105	226	171	94	160
110	152	151	274	219	107	220
110	152	151	274	219	107	220



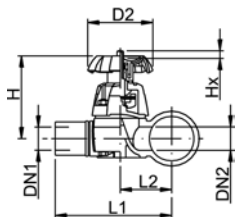
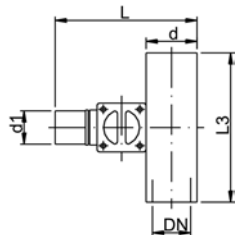
PROGEF® Natural Diaphragm valve type 319 With butt fusion spigots

Model:

- Material: PP-R unpigmented
- Valve body injection molded
- Minimized static zone (dead leg)
- Compact design
- Bead and Crevice Free weldable with the new BCF fusion machine
- Conventional butt fusion and (IR Plus®) compatible
- d20-d63 SDR11, d90-d110 SDR17,6

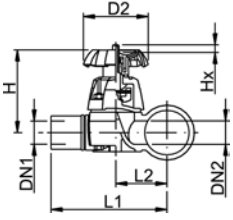
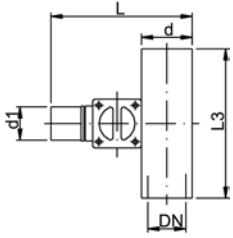
Option:

- Handwheel with built in locking mechanism



d [mm]	d1 [mm]	DN1 [mm]	DN [mm]	DN2 [mm]	PN	kv-value ($\Delta p=1$ bar) [l/min]	PTFE with EPDM supporting diaphragm Code	kg
20	20	15	15	15	10	47	168 319 501	0.312
25	20	15	20	20	10	69	168 319 503	0.462
25	25	20	20	20	10	91	168 319 504	0.465
32	20	25	25	25	10	86	168 319 507	0.602
32	25	20	25	25	10	126	168 319 508	0.624
32	32	25	25	25	10	156	168 319 509	0.619
40	20	15	32	25	10	84	168 319 512	0.304
50	20	15	40	25	10	82	168 319 518	0.702
50	25	20	40	25	10	124	168 319 519	0.701
50	32	25	40	25	10	159	168 319 520	0.701
63	20	15	50	25	10	81	168 319 525	0.750
63	25	20	50	25	10	115	168 319 526	0.775
63	32	25	50	25	10	156	168 319 527	0.771
90	20	15	80	25	6	88	168 319 541	0.878
90	25	20	80	25	6	133	168 319 542	1.277
90	32	25	80	25	6	162	168 319 543	0.876
90	50	40	80	50	6	504	168 319 545	2.300
90	63	50	80	50	6	530	168 319 546	2.300
110	20	15	100	25	6	89	168 319 551	0.897
110	25	20	100	25	6	123	168 319 552	0.897
110	32	25	100	25	6	159	168 319 553	0.891
110	50	40	100	50	6	503	168 319 555	2.488
110	63	50	100	50	6	543	168 319 556	2.433

d [mm]	D2 [mm]	H [mm]	L [mm]	L1 [mm]	L2 [mm]	L3 [mm]
20	80	83	106	96	30	140
25	80	91	121	108	36	150
25	80	91	121	108	36	150
32	94	105	137	120	43	160
32	94	105	137	120	43	160
32	94	105	137	120	43	160
40	94	105	149	128	51	180
50	94	105	159	134	57	180
50	94	105	159	134	57	180
50	94	105	159	134	57	180
63	94	105	175	144	67	180
63	94	105	175	144	67	180
63	94	105	175	144	67	180
90	94	105	204	159	82	160
90	94	105	204	159	82	160
90	94	105	204	159	82	160



d [mm]	D2 [mm]	H [mm]	L [mm]	L1 [mm]	L2 [mm]	L3 [mm]
90	152	151	252	207	95	220
90	152	151	252	207	95	220
110	94	105	226	171	94	160
110	94	105	226	171	94	160
110	94	105	226	171	94	160
110	152	151	274	219	107	220
110	152	151	274	219	107	220

Diaphragm Valves Pneumatic

PROGEF Natural

Diaphragm valve type DIASTAR 025

Function FC (Fail safe to close)

With butt fusion spigots metric



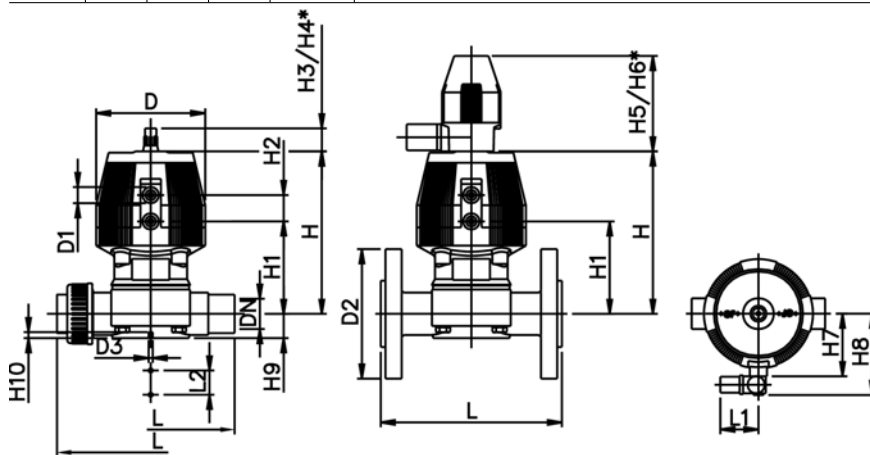
Model:

- Material: PP-R unpigmented
- With position indicator / Working pressure: both sides

d [mm]	DN [mm]	PN	kv-value ($\Delta p=1$ bar) [l/min]	EPDM Code	PTFE/EPDM Code	kg
20	15	10	72	199 027 521	199 027 551	0.839
25	20	10	120	199 027 522	199 027 552	0.936
32	25	10	238	199 027 523	199 027 553	1.705
40	32	10	341	199 027 524	199 027 554	0.238
50	40	10	460	199 027 525	199 027 555	4.665
63	50	10	685	199 027 526	199 027 556	5.353

d [mm]	D [mm]	D1_G [inch]	D3[M] [mm]	L [mm]	L1 [mm]	L2 [mm]	H [mm]	H1 [mm]	H2 [mm]	H3 [mm]	H4 [mm]	H5 [mm]	H6 [mm]	H7 [mm]
20	96	1/8	6	124	60	25	125	69	25	23	44	100	155	56
25	96	1/8	6	144	60	25	127	71	25	23	44	100	155	56
32	120	1/8	6	154	60	25	163	93	26	36	64	100	155	68
40	150	1/4	8	174	60	45	196	106	36	36	64	100	160	85
50	180	1/4	8	194	60	45	227	119	37	36	64	100	170	101
63	180	1/4	8	224	60	45	241	133	37	36	64	100	170	101

d [mm]	H8 [mm]	H9 [mm]	H10 [mm]	Lift = Hx [mm]
20	86	14	12	8
25	88	18	12	10
32	100	21	12	12
40	117	26	15	14
50	133	33	15	18
63	133	39	15	22

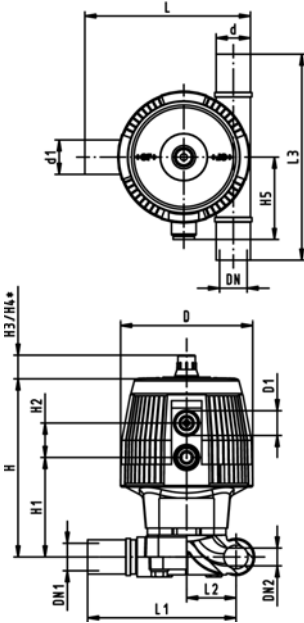




PROGEF Natural
Diaphragm valve type DIASTAR 025
Function FC (Fail safe to close)
ZERO STATIC with butt fusion spigots metric

Model:

- Material: PP-R unpigmented
- d20-d63 SDR11, d90-d110 SDR17,6
- With position indicator
- DN2: for coordination of accessoires



d	d1	DN	DN1	DN2	PN	kv-value ($\Delta p=1$ bar) [l/min]	EPDM Code	PTFE Code	kg
20	20	15	15	15	10	47	199 029 421	199 029 381	1.510
25	20	20	15	20	10	69	199 029 422	199 029 382	2.013
25	25	20	20	20	10	91	199 029 423	199 029 383	2.013
32	20	25	15	25	10	86	199 029 424	199 029 384	2.567
32	25	25	20	25	10	126	199 029 425	199 029 385	2.566
32	32	25	25	25	10	156	199 029 426	199 029 386	2.561
40	20	32	15	25	10	84	199 029 427	199 029 387	2.599
50	20	40	15	25	10	82	199 029 431	199 029 391	2.642
50	25	40	20	25	10	124	199 029 432	199 029 392	2.641
50	32	40	25	25	10	159	199 029 433	199 029 393	2.641
63	20	50	15	25	10	81	199 029 436	199 029 396	2.715
63	25	50	20	25	10	115	199 029 437	199 029 397	2.714
63	32	50	25	25	10	156	199 029 438	199 029 398	2.711
90	20	80	15	25	6	88	199 029 445	199 029 405	2.742
90	25	80	20	25	6	133	199 029 446	199 029 406	2.756
90	32	80	25	25	6	162	199 029 447	199 029 407	2.737
90	50	80	40	50	6	504	199 029 448	199 029 408	5.679
90	63	80	50	50	6	530	199 029 449	199 029 409	5.679
110	20	100	15	25	6	89	199 029 450	199 029 410	2.837
110	25	100	20	25	6	123	199 029 451	199 029 411	2.835
110	32	100	25	25	6	159	199 029 452	199 029 412	2.834
110	50	100	40	50	6	503	199 029 453	199 029 413	5.869
110	63	100	50	40	6	543	199 029 454	199 029 414	5.822

d	L	L1	L2	L3	H	H1	H2	H3	H4	H5	D	D1	Lift = Hx
[mm]	[mm]	[mm]	[mm]	[mm]	[mm]	[mm]	[mm]	[mm]	[mm]	[mm]	[mm]	[inch]	[mm]
20	106	96	30	140	128	69	25	23	44	56	96	1/8	8
25	121	108	36	150	130	71	25	23	44	56	96	1/8	10
25	121	108	36	150	130	71	25	23	44	56	96	1/8	10
32	137	120	43	160	166	93	26	36	64	68	120	1/8	12
32	137	120	43	160	166	93	26	36	64	68	120	1/8	12
32	137	120	43	160	166	93	26	36	64	68	120	1/8	12
40	149	128	51	180	166	93	26	36	64	68	120	1/8	12
50	159	134	57	180	166	93	26	36	64	68	120	1/8	12
50	159	134	57	180	166	93	26	36	64	68	120	1/8	12
50	159	134	57	180	166	93	26	36	64	68	120	1/8	12
63	175	144	67	180	166	93	26	36	64	68	120	1/8	12
63	175	144	67	180	166	93	26	36	64	68	120	1/8	12
63	175	144	67	180	166	93	26	36	64	68	120	1/8	12
90	204	159	82	160	166	93	26	36	64	68	120	1/8	12
90	204	159	82	160	166	93	26	36	64	68	120	1/8	12
90	204	159	82	160	166	93	26	36	64	68	120	1/8	12
90	252	207	95	220	247	133	37	36	64	101	180	1/4	22
90	252	207	95	220	247	133	37	36	64	101	180	1/4	22
110	226	171	94	160	166	93	26	36	64	68	120	1/8	12
110	226	171	94	160	166	93	26	36	64	68	120	1/8	12
110	226	171	94	160	166	93	26	36	64	68	120	1/8	12
110	274	219	107	220	247	133	37	36	64	101	180	1/4	22
110	274	219	107	220	247	133	37	36	64	101	180	1/4	22



PROGEF® Natural

Diaphragm valve type DIASTAR 025

Function FO (Fail safe to open)

With butt fusion spigots metric

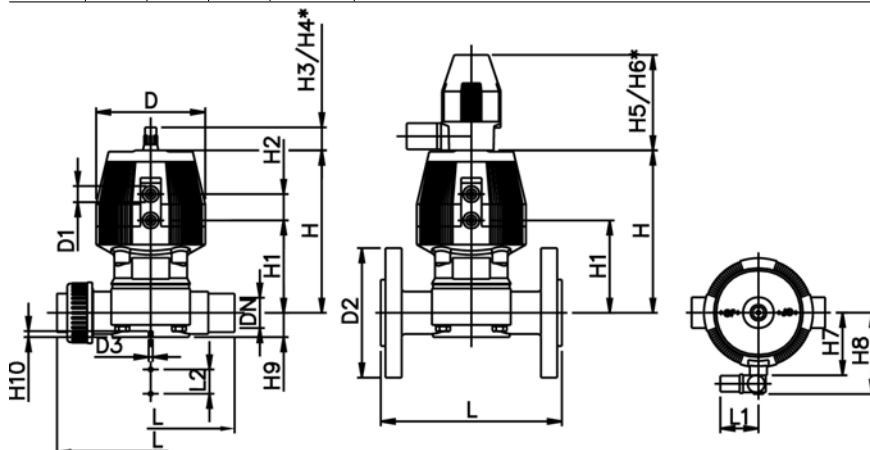
Model:

- Material: PP-R unpigmented
- With position indicator / Working pressure: **both sides**

d [mm]	DN [mm]	PN	kv-value ($\Delta p=1$ bar) [l/min]	EPDM Code	PTFE/EPDM Code	kg
20	15	10	72	199 027 531	199 027 561	0.454
25	20	10	120	199 027 532	199 027 562	0.740
32	25	10	238	199 027 533	199 027 563	1.160
40	32	10	341	199 027 534	199 027 564	1.390
50	40	10	460	199 027 535	199 027 565	2.510
63	50	10	685	199 027 536	199 027 566	5.430

d [mm]	D [mm]	D1_G [inch]	D3[M] [mm]	L [mm]	L1 [mm]	L2 [mm]	H [mm]	H1 [mm]	H2 [mm]	H3 [mm]	H4 [mm]	H5 [mm]	H6 [mm]	H7 [mm]
20	68	1/8	6	124	60	25	98	59	24	23	44	100	155	44
25	96	1/8	6	144	60	25	127	71	25	23	44	100	155	56
32	96	1/8	6	154	60	25	141	85	25	23	44	100	155	56
40	120	1/8	8	174	60	45	167	97	26	36	64	100	160	68
50	150	1/4	8	194	60	45	198	108	36	36	64	100	170	85
63	150	1/4	8	224	60	45	216	126	36	36	64	100	170	85

d [mm]	H8 [mm]	H9 [mm]	H10 [mm]	Lift = Hx [mm]
20	76	14	12	8
25	88	18	12	10
32	88	21	12	12
40	100	26	15	14
50	117	33	15	18
63	117	39	15	22





PROGEF Natural

Diaphragm valve type DIASTAR 025

Function DA (Double acting)

With butt fusion spigots metric

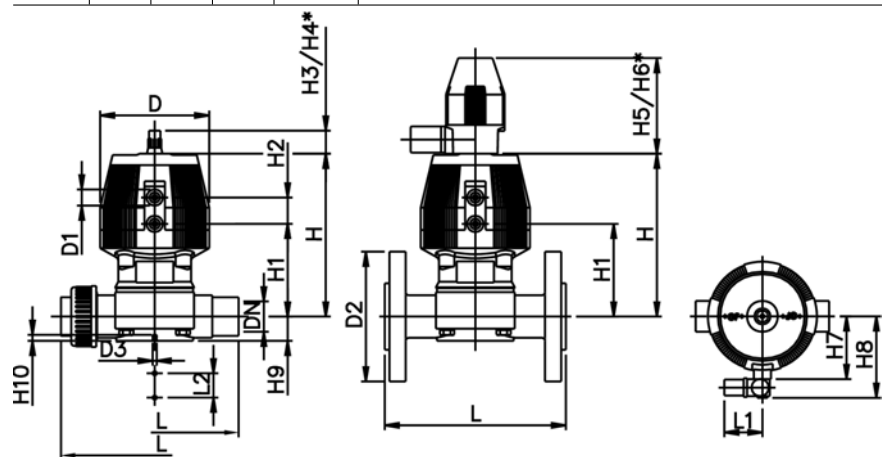
Model:

- Material: PP-R unpigmented
- With position indicator / Working pressure: **both sides**

d [mm]	DN [mm]	PN	kv-value ($\Delta p=1$ bar) [l/min]	EPDM Code	PTFE/EPDM Code	kg
20	15	10	72	199 027 541	199 027 571	0.454
25	20	10	120	199 027 542	199 027 572	0.740
32	25	10	238	199 027 543	199 027 573	1.160
40	32	10	341	199 027 544	199 027 574	1.390
50	40	10	460	199 027 545	199 027 575	2.510
63	50	10	685	199 027 546	199 027 576	5.430

d [mm]	D [mm]	D1_G [inch]	D3[M] [mm]	L [mm]	L1 [mm]	L2 [mm]	H [mm]	H1 [mm]	H2 [mm]	H3 [mm]	H4 [mm]	H5 [mm]	H6 [mm]	H7 [mm]
20	68	1/8	6	124	60	25	98	59	24	23	44	100	155	44
25	96	1/8	6	144	60	25	127	71	25	23	44	100	155	56
32	96	1/8	6	154	60	25	141	85	25	23	44	100	155	56
40	120	1/8	8	174	60	45	167	97	26	36	64	100	160	68
50	150	1/4	8	194	60	45	198	108	36	36	64	100	170	85
63	150	1/4	8	224	60	45	216	126	36	36	64	100	170	85

d [mm]	H8 [mm]	H9 [mm]	H10 [mm]	Lift = Hx [mm]
20	76	14	12	8
25	88	18	12	10
32	88	21	12	12
40	100	26	15	14
50	117	33	15	18
63	117	39	15	22





PROGEF Natural

Diaphragm valve type DIASTAR 028

Function FC (Fail safe to close)

With butt fusion spigots metric

Model:

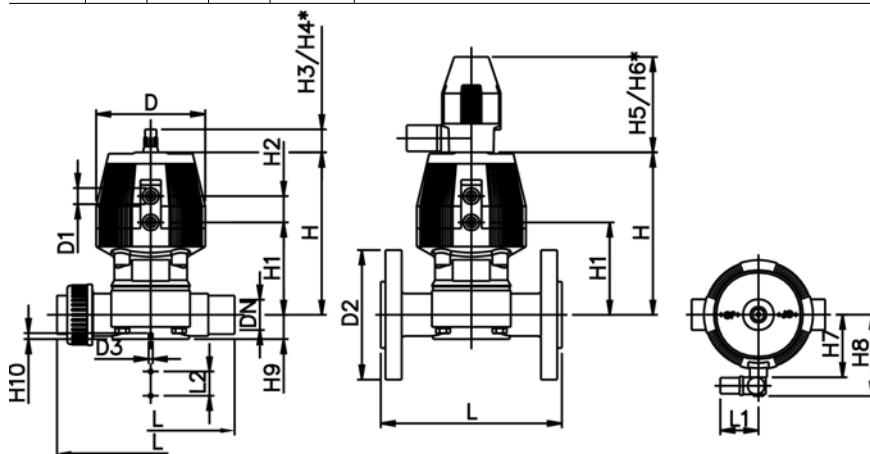
- Material: PP-R unpigmented
- With position indicator / Working pressure: **one side**

*PN: EPDM/PTFE

d [mm]	DN [mm]	PN [bar]		kv-value ($\Delta p=1$ bar) [l/min]	EPDM Code	PTFE/EPDM Code
20	15	10 / 5	*	72	199 028 521	199 028 551
25	20	10 / 7	*	120	199 028 522	199 028 552
32	25	10 / 7	*	238	199 028 523	199 028 553
40	32	10 / 7	*	341	199 028 524	199 028 554
50	40	10 / 7	*	460	199 028 525	199 028 555
63	50	10 / 7	*	685	199 028 526	199 028 556

d [mm]	D [mm]	D1_G [inch]	D3[M] [mm]	L [mm]	L1 [mm]	L2 [mm]	H [mm]	H1 [mm]	H2 [mm]	H3 [mm]	H4 [mm]	H5 [mm]	H6 [mm]	H7 [mm]
20	68	1/8	6	124	60	25	98	59	24	23	44	100	155	44
25	96	1/8	6	144	60	25	127	71	25	23	44	100	155	56
32	96	1/8	6	154	60	25	141	85	25	23	44	100	155	56
40	120	1/8	8	174	60	45	167	97	26	36	64	100	160	68
50	150	1/4	8	194	60	45	198	108	36	36	64	100	170	85
63	150	1/4	8	224	60	45	216	126	36	36	64	100	170	85

d [mm]	H8 [mm]	H9 [mm]	H10 [mm]	Lift = Hx [mm]
20	76	14	12	8
25	88	18	12	10
32	88	21	12	12
40	100	26	15	14
50	117	33	15	18
63	117	39	15	22



PROGEF® Plus General Information



- Pipes
- Butt Fusion System

PROGEF Plus – System Specification






Material	Beta PP-H 100 (Beta Polypropylene Homopolymer) d20–d225	State-of-the-art PP (Polypropylene) d250–d315
Colour	RAL 7032 pebble grey	RAL 7032 pebble grey
Density	~0.90g/cm ³ (ISO 1183/ASTM D792)	~0.90g/cm ³ (ISO 1183 / ASTM D792)
Surface tension	31 mJ/m ²	24 mJ/m ²
Linear expansion coefficient	0.16 mm/mK (DIN 53752)	0.16-0.18 mm/mK (DIN 53752)
E-modulus	1300N/mm ² (ISO 527/ASTM D790)	900N/mm ² (ISO 527/ASTM D790)
Thermal conductivity	0.23W/mK (EN 12664)	0.23W/mK (EN 12664)
Surface resistivity	> 10 ¹⁶ Ω (IEC 60093)	> 10 ¹⁶ Ω (IEC 60093)
Dimension	d20–d315 in accordance to EN ISO 15494	
Pressure Rating	Pipes/Fittings/Diaphragm and ball valves: d20–d225 SDR11, PN10, c=2.0 d50–d225 SDR17.6, PN6, c=2.0 Butterfly valves: d63–d225, PN10	Pipes/Fittings: d250–d315 SDR11, PN10, c=2.0 d250–d315 SDR17.6, PN6, c=2.0
Temperature Rating	From 0°C to 80°C (32°F – 176°F)	
Production	Fittings/valves: injection moulded Pipes: extruded Treatment: Every component is specially cleaned according to a process defined by +GF+. Pipes and fittings are silicon-, oil- and dustfree. Additional specifications for valves. Products especially suitable for the paint and microelectronics industry.	
Surface Finish	Inner surface Ra ≤ 1.0 µm (39 µin) for components d20–d110 Inner surface Ra ≤ 1.5 µm (59 µin) for components d125–d315	
Marking	All components are embossed with a permanent identification during the production process to ensure full traceability: Lot No Material Dimension Pressure Rating	
Testing and Inspection (EN ISO 15494)	Visual inspection Surface finish Dimension tolerance Pressure testing Full product range passed the Initial Type Test (ITT)	
Approvals/Conformance⁽¹⁾	FDA CFR 21 177.1520 USP 25 class VI (physiological non-toxic)	
Welding Technology	IR Plus, infrared fusion (DVS 2207-6): d20–d225 Butt fusion (DVS 2207-11): d20–d315	
Documentation⁽²⁾	EN 10204 2.2 / EN 10204 3.1	
Packing	Pipes: Capped and double bagged in specified bag Fittings/valves: Each component double bagged in specified bag	
Labeling	Brand Name Product Description Code Number Material Dimension CE-labeling ⁽³⁾ Approvals	
Main Applications	Due to the special treatment, PROGEF Plus piping systems are suitable for economical delivery of ultrapure water in semiconductor and TFT/FPD applications and ensure high quality in the paint industry. Highly resistant to impact, abrasion and many chemicals.	

⁽¹⁾ For thermoplastic material only

⁽²⁾ On request

⁽³⁾ From 2008 on

PROGEF Plus Pipes, Fittings, Unions, Flanges and Flange Adaptors

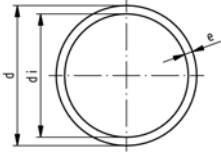
		Page
	Pipes	350
	Fittings for Butt Fusion	351
	Unions for Butt Fusion	356
	Flange Adaptors, Flanges and Gaskets for Butt Fusion	357
	Unions for Socket Fusion	361

Pipes

PROGEF Plus, S5/SDR11 (PN10)

Model:

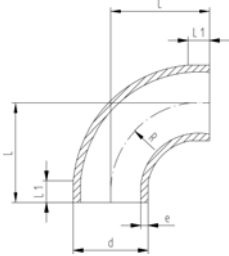
- Material: PP-H
- DIN 8077 / 8078 - DIBT Z-40.23-4
- Closed with caps and double bagged (LDPE-foil)
- Colour: RAL 7032 gravel grey
- Length: Lengths of 5 m



d [mm]	PN	Code	kg/m	e [mm]	di [mm]
20	10	167 481 711	0.107	1,9	16.2
25	10	167 481 712	0.164	2,3	20.4
32	10	167 481 713	0.261	2,9	24.2
40	10	167 481 714	0.412	3,7	32.6
50	10	167 481 715	0.638	4,6	40.8
63	10	167 481 716	1.010	5,8	51.4
75	10	167 481 717	1.410	6,8	61.4
90	10	167 481 718	2.030	8,2	73.6
110	10	167 481 719	3.010	10,0	90.0
125	10	167 481 720	3.910	11,4	102.2
140	10	167 481 721	4.870	12,7	114.6
160	10	167 481 722	6.380	14,6	130.8
180	10	167 481 723	8.070	16,4	147.2
200	10	167 481 724	9.950	18,2	163.6
225	10	167 481 725	12.600	20,5	184.0
250	10	167 481 726	15.500	22,7	184.6
280	10	167 481 727	19.400	25,4	229.2
315	10	167 481 728	24.600	28,6	257.0

Fittings for Butt Fusion

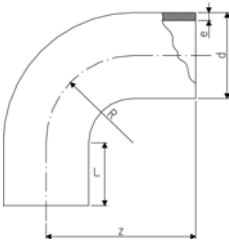
PROGEF Plus, Bend 90°- Type B, S5/SDR11



Model:

- Material: PP-H
- Conventional butt-welding according to DVS 2207 part 11
- IR = Infrared-(IR Plus®) compatible. Please choose fusion parameters: PP-H
- Cleaned and double bagged

d [mm]	FM	Code	L [mm]	L1 [mm]	R [mm]	e [mm]
20	IR	727 018 466	27	5	22	1,9
25	IR	727 018 467	32	7	27	2,3
32	IR	727 018 468	40	7	35	2,9
40	IR	727 018 469	51	10	44	3,7
50	IR	727 018 470	62	10	55	4,6
63	IR	727 018 471	77	10	69	5,8
75	IR	727 018 662	100	20	90	6,8
90	IR	727 018 663	100	20	90	8,2
110	IR	727 018 664	141	25	130	10,0
125	IR	727 018 475	140	15	125	11,4
140	IR	727 018 476	155	15	140	12,7
160	IR	727 018 477	175	15	160	14,6
180	IR	727 018 478	195	15	180	16,4
200	IR	727 018 479	215	15	200	18,2
225	IR	727 018 480	245	20	225	20,5
250	--	727 018 450	256	49	232	22,7
280	--	727 018 451	286	44	262	25,4
315	--	727 018 452	321	51	297	28,6



Bends 90°, S5/SDR11 - 0.75d

Model:

- Material: PP-H
- Conventional butt-welding according to DVS 2207 part 11
- IR = Infrared-(IR Plus®) compatible. Please choose fusion parameters: PP-H
- Cleaned and double bagged

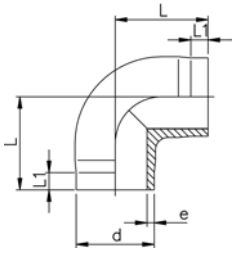
d [mm]	FM	Code	z [mm]	L [mm]	R [mm]	e [mm]
20	IR	727 018 681	38	23	15	1.9
25	IR	727 018 682	42	23	19	2.3
32	IR	727 018 683	46	22	24	2.9
40	IR	727 018 684	51	21	30	3.7
50	IR	727 018 685	58	21	37	4.6
63	IR	727 018 686	66	21	45	5.8



PROGEF Plus, Elbow 90°, S5/SDR11

Model:

- Material: PP-H
- Conventional butt-welding according to DVS 2207 part 11
- IR = Infrared-(IR Plus®) compatible. Please choose fusion parameters: PP-H
- Cleaned and double bagged



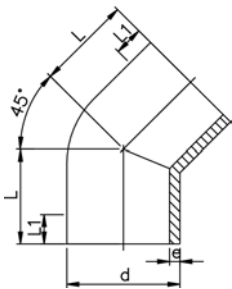
d [mm]	FM	Code	L [mm]	L1 [mm]	e [mm]
20	IR	727 108 581	38	25	1,9
25	IR	727 108 582	42	26	2,3
32	IR	727 108 583	46	27	2,9
40	IR	727 108 584	51	22	3,7
50	IR	727 108 585	58	23	4,6
63	IR	727 108 586	66	21	5,8



PROGEF Plus, Elbow 45°, S5/SDR11

Model:

- Material: PP-H
- Conventional butt-welding according to DVS 2207 part 11
- IR = Infrared-(IR Plus®) compatible. Please choose fusion parameters: PP-H
- Cleaned and double bagged



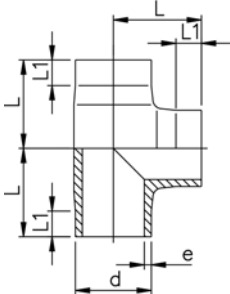
d [mm]	FM	Code	L [mm]	L1 [mm]	e [mm]
20	IR	727 158 581	32	24	1,9
25	IR	727 158 582	34	25	2,3
32	IR	727 158 583	36	25	2,9
40	IR	727 158 584	39	25	3,7
50	IR	727 158 585	42	26	4,6
63	IR	727 158 586	47	29	5,8
75	IR	727 158 587	49	29	6,8
90	IR	727 158 588	57	34	8,2
110	IR	727 158 589	70	43	10,0
125	IR	727 158 590	79	48	11,4
140	IR	727 158 591	88	55	12,7
160	IR	727 158 592	100	60	14,6
200	IR	727 158 594	124	75	18,2
225	IR	727 158 595	140	85	20,5



PROGEF Plus, Tee 90° equal, S5/SDR11

Model:

- Material: PP-H
- Conventional butt-welding according to DVS 2207 part 11
- IR = Infrared-(IR Plus®) compatible. Please choose fusion parameters: PP-H
- Cleaned and double bagged



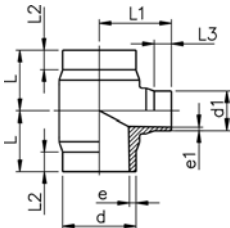
d [mm]	FM	Code	L [mm]	L1 [mm]	e [mm]
20	IR	727 208 581	38	24	1,9
25	IR	727 208 582	42	26	2,3
32	IR	727 208 583	46	26	2,9
40	IR	727 208 584	51	23	3,7
50	IR	727 208 585	58	22	4,6
63	IR	727 208 586	66	20	5,8
75	IR	727 208 587	75	20	6,8
90	IR	727 208 588	90	20	8,2
110	IR	727 208 589	110	20	10,0
125	IR	727 208 590	125	25	11,4
140	IR	727 208 591	140	28	12,7
160	IR	727 208 592	160	28	14,6
180	IR	727 208 593	195	73	16,4
200	IR	727 208 594	200	35	18,2
225	IR	727 208 595	220	35	20,5
250	--	727 208 596	275	86	22,7
280	--	727 208 597	310	105	25,4
315	--	727 208 598	350	111	28,6



Tee 90° reducing, S5/SDR11

Model:

- Material: PP-H
- Conventional butt-welding according to DVS 2207 part 11
- IR = Infrared-(IR Plus®) compatible. Please choose fusion parameters: PP-H
- Cleaned and double bagged



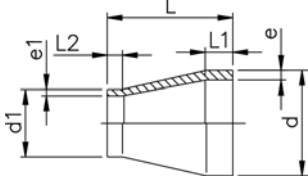
d [mm]	d1 [mm]	FM	Code	L [mm]	L1 [mm]	L2 [mm]	L3 [mm]	e [mm]	e1 [mm]
63	32	IR	727 208 251	65	70	25	25	5,8	2,9
63	50	IR	727 208 252	65	70	25	25	5,8	4,6
75	32	IR	727 208 253	70	75	25	25	6,8	2,9
75	50	IR	727 208 254	70	75	25	25	6,8	4,6
75	63	IR	727 208 255	70	75	25	25	6,8	5,8
90	50	IR	727 208 257	80	85	25	25	8,2	4,6
90	63	IR	727 208 258	80	85	25	25	8,2	5,8
90	75	IR	727 208 259	80	85	25	25	8,2	6,8
110	32	IR	727 208 260	90	95	30	25	10,0	2,9
110	50	IR	727 208 261	90	95	30	25	10,0	4,6
110	63	IR	727 208 262	90	95	30	25	10,0	5,8
110	75	IR	727 208 263	90	95	30	25	10,0	6,8
110	90	IR	727 208 264	90	95	30	25	10,0	8,2
160	63	IR	727 208 271	142	135	50	30	14,6	5,8
160	75	IR	727 208 272	142	135	50	30	14,6	6,8
160	90	IR	727 208 273	142	135	50	30	14,6	8,2
160	110	IR	727 208 274	142	135	50	30	14,6	10,0
225	90	IR	727 208 288	155	165	40	30	20,5	8,2
225	110	IR	727 208 289	155	165	40	30	20,5	10,0
225	160	IR	727 208 291	155	165	40	30	20,5	14,6



Reducers, S5/SDR11

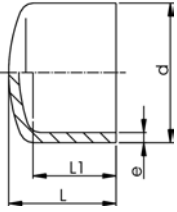
Model:

- Material: PP-H
- Conventional butt-welding according to DVS 2207 part 11
- IR = Infrared-(IR Plus®) compatible. Please choose fusion parameters: PP-H
- Cleaned and double bagged



¹ Material: PP-R

d	d1	FM	Code	L	L1	L2	e	e1
[mm]	[mm]			[mm]	[mm]	[mm]	[mm]	[mm]
25	20	IR	727 908 637	50	20	20	2,3	1,9
32	20	IR	727 908 642	50	20	20	2,9	1,9
32	25	IR	727 908 641	50	20	20	2,9	2,3
40	20	IR	727 908 648	58	20	23	3,7	1,9
40	25	IR	727 908 647	55	20	20	3,7	2,3
40	32	IR	727 908 646	55	20	20	3,7	2,9
50	25	IR	727 908 654	60	20	20	4,6	2,3
50	32	IR	727 908 653	60	20	20	4,6	2,9
50	40	IR	727 908 652	60	20	20	4,6	3,7
63	32	IR	727 908 660	65	20	20	5,8	2,9
63	40	IR	727 908 659	65	20	20	5,8	3,7
63	50	IR	727 908 658	65	20	20	5,8	4,6
75	40	IR	727 908 666	68	20	20	6,8	3,7
75	50	IR	727 908 665	65	20	20	6,8	4,6
75	63	IR	727 908 664	65	20	20	6,8	5,8
90	63	IR	727 908 671	75	22	19	8,2	5,8
90	75	IR	727 908 670	75	21	19	8,2	6,8
110	75	IR	727 908 677	90	28	18	10,0	6,8
110	90	IR	727 908 676	90	28	20	10,0	8,2
125	110	IR	727 908 680	100	31	30	11,4	10,0
140	110	IR	727 908 685	110	33	29	12,7	10,0
140	125	IR	727 908 684	110	34	30	12,7	11,4
160	110	IR	727 908 690	120	38	27	14,6	10,0
160	140	IR	727 908 688	120	40	35	14,6	12,7
180	90	IR	727 908 691	157	45	22	16,4	8,2
180	110	IR	727 908 955	157	45	28	16,4	10,0
180	125	IR	727 908 698	136	45	32	16,4	11,4
180	140	IR	727 908 699	136	45	35	16,4	12,7
180	160	IR	727 908 952	136	45	40	16,4	14,6
200	160	IR	727 908 692	145	50	40	18,2	14,6
200	180	IR	727 908 693	151	50	45	18,2	16,4
225	110	IR	727 908 695	160	55	35	20,5	10,0
225	160	IR	727 908 696	160	55	40	20,5	14,6
225	180	IR	727 908 694	171	55	45	20,5	16,4
225	200	IR	727 908 697	160	55	50	20,5	18,2
250	160	--	727 908 700	194	60	40	22,7	14,6
250	225	--	727 908 701	182	60	55	22,7	20,5
¹ 280	225	--	727 908 702	200	85	80	25,4	20,5
¹ 280	250	--	727 908 703	200	85	90	25,4	22,7
¹ 315	225	--	727 908 704	230	95	88	28,6	20,5
¹ 315	250	--	727 908 705	230	95	95	28,6	22,7
¹ 315	280	--	727 908 706	230	95	107	28,6	25,4



End Caps, S5/SDR11

Model:

- Material: PP-H
- Conventional butt-welding according to DVS 2207 part 11
- IR = Infrared-(IR Plus®) compatible. Please choose fusion parameters: PP-H
- Cleaned and double bagged

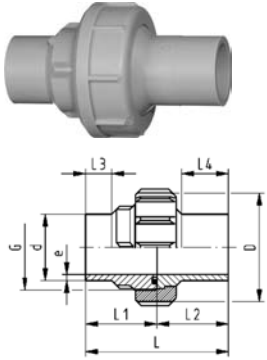
¹ Material: PP-R

d [mm]	FM	Code	L [mm]	L1 [mm]	e [mm]
20	IR	727 968 981	45	35	1,9
25	IR	727 968 982	52	40	2,3
32	IR	727 968 983	58	44	2,9
40	IR	727 968 984	67	50	3,7
50	IR	727 968 985	75	55	4,6
63	IR	727 968 986	85	62	5,8
75	IR	727 968 987	95	63	6,8
90	IR	727 968 988	110	79	8,2
110	IR	727 968 989	127	88	10,0
125	IR	727 968 990	138	102	11,4
140	IR	727 968 991	144	106	12,7
160	IR	727 968 992	154	109	14,6
180	IR	727 968 993	191	141	16,4
200	IR	727 968 994	181	127	18,2
225	IR	727 968 995	211	141	20,5
¹ 250	--	727 968 996	205	130	22,7
¹ 280	--	727 968 997	235	139	25,4
¹ 315	--	727 968 998	255	150	28,6

Unions for Butt Fusion

PROGEF Plus, Union, S5/SDR11

EPDM 27 51 86
FPM 27 52 86



Model:

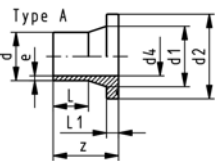
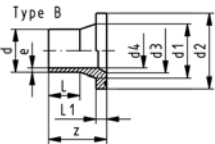
- Material: PP-H
- With butt fusion ends
- IR = Infrared-(IR Plus®) compatible. Please choose fusion parameters: PP-H
- Cleaned and double bagged

d [mm]	D [mm]	FM	EPDM Code	FPM Code
20	48	IR	727 518 606	727 528 606
25	58	IR	727 518 607	727 528 607
32	65	IR	727 518 608	727 528 608
40	79	IR	727 518 609	727 528 609
50	91	IR	727 518 610	727 528 610
63	111	IR	727 518 611	727 528 611
75	135	IR	727 518 612	727 528 612
90	135	IR	727 518 613	727 528 613
110	158	IR	727 518 614	727 528 614

d [mm]	G [inch]	L [mm]	L1 [mm]	L2 [mm]	L3 [mm]	e [mm]	O-Ring EPDM	O-Ring FPM	Size
20	1	107	54	53	26	1,9	748.413.006	749.413.006	20,22 x 3,53
25	1 1/4	113	57	56	26	2,3	748.413.007	749.413.007	28,17 x 3,53
32	1 1/2	119	60	59	26	2,9	748.413.008	749.413.008	32,93 x 3,53
40	2	126	63	63	26	3,7	748.413.009	749.413.009	40,65 x 5,34
50	2 1/4	131	66	66	26	4,6	748.413.010	749.413.010	47,00 x 5,34
63	2 3/4	137	69	68	26	5,8	748.413.011	749.413.011	59,69 x 5,34
75	S107,5x3,6	132	66	66	24	6,8	748.413.013	749.413.013	69,22 x 5,34
90	S107,5x3,6	131	66	66	24	8,2	748.413.014	749.413.014	81,92 x 5,34
110	S127,5x3,6	131	66	66	25	10,0	748.413.015	749.413.015	101,00 x 5,34

Flange Adaptors, Flanges and Gaskets for Butt Fusion

PROGEF Plus, Flange Adaptor, S5/SDR11 Combined Jointing Face: Flat and Serrated

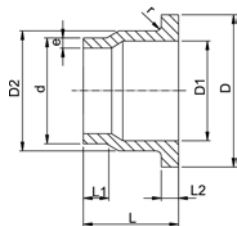


Model:

- Material: PP-H
- Conventional butt-welding according to DVS 2207 part 11
- IR = Infrared-(IR Plus®) compatible. Please choose fusion parameters: PP-H
- Suitable for flange connections to metric (**from d110 also to ANSI/ASME B16.5**)
- Suitable for butterfly valve type 567, 568 and 037
- Gasket: Profile flange gasket EPDM No. 48 44 17, FPM No. 49 44 17
- Cleaned and double bagged

* Type B with chamfer

d	DN	FM	Code	z	d1	d2	d3	d4	L	L1	e
[mm]	[mm]			[mm]	[mm]	[mm]	[mm]	[mm]	[mm]	[mm]	[mm]
20	15	IR	727 798 731	85	27	45		16	41	7	1.9
25	20	IR	727 798 732	85	33	58		20	41	9	2.3
32	25	IR	727 798 733	85	40	68		26	44	10	3.0
40	32	IR	727 798 734	85	50	78		32	49	11	3.7
50	40	IR	727 798 735	85	61	88		40	55	12	4.6
63	50	IR	727 798 736	95	75	102		51	65	14	5.8
*75	65	IR	727 798 737	125	89	122	66	61	75	16	6.8
*90	80	IR	727 798 738	140	105	138	78	73	85	17	8.2
*110	100	IR	727 798 739	160	125	158	100	90	90	18	10.0
*125	100	IR	727 798 740	170	132	158	114	102	95	25	11.4
*140	125	IR	727 798 741	200	155	188	127	114	92	25	12.7
*160	150	IR	727 798 742	200	175	212	158	130	110	25	14.6
*180	150	IR	727 798 743	200	180	212	158	147	115	30	16.4
*200	200	IR	727 798 744	200	232	268	203	163	120	32	18.2
*225	200	IR	727 798 745	200	235	268	210	184	130	32	20.5
*250	250		727 798 746	220	285	320	245	204	130	35	22.7
*280	250		727 798 747	220	291	320	265	229	139	35	25.4
*315	300		727 798 748	230	335	370	300	257	150	35	28.6



PROGEF Plus, Outlet Flange Adaptor, S5/SDR11 Jointing face, combination serrated / flat

Model:

- Material: PP-R unpigmented
- Conventional butt-welding according to DVS 2207 part 11
- To wafer check valves Type 369
- Cleaned and double bagged

Attention:

- In conjunction with outlet flange adaptors, **flange rings for socket systems** must be used.

d [mm]	DN [mm]	Code	D [mm]	D1 [mm]	D2 [mm]	L [mm]	L1 [mm]	L2 [mm]	e [mm]	r [mm]
40	32	727 808 134	80	37	50	64	30	11	3,7	3
50	40	727 808 135	90	43	61	67	30	12	4,6	3
63	50	727 808 136	105	54	76	74	30	14	5,8	4
75	65	727 808 137	125	70	90	78	30	16	6,8	4
90	80	727 808 138	140	82	108	87	35	17	8,2	4
110	100	727 808 139	160	105	131	102	41	18	10,0	4
140	125	727 808 141	190	130	165	124	47	25	12,7	4
160	150	727 808 142	215	158	188	149	52	25	14,6	4
225	200	727 808 145	270	206	248	180	55	32	20,5	4
280	250	727 808 147	325	259	308	240	63	35	25,4	4
315	300	727 808 148	375	308	346	272	66	35	28,6	4

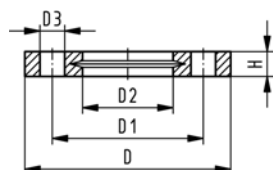

27 70 04
27 70 05

Backing Flanges, PP-V for Butt Fusion Systems metric

Model:

- Modern full-plastic flange PP-GF (30 % glass-fibre reinforced)
- With V-groove which applies force evenly on collar
- With integrated bolt retainers as an assembly aid
- Connecting dimension: ISO 7005, EN 1092, BS 4504, DIN 2501
- **Bolt circle PN 10**

¹⁾ Suitable for socket- and butt fusion systems (no pictograph on flange)
AL: number of holes



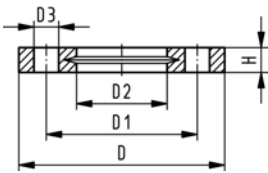
d [mm]	Inch	DN [mm]	PN	Code	D [mm]	D1 [mm]	D2 [mm]	D3 [mm]	H [mm]	AL	SC
20		15	16	727 700 406	95	65	28	14	16	4	M12
25		20	16	727 700 407	105	75	34	14	17	4	M12
32		25	16	727 700 408	115	85	42	14	18	4	M12
40		32	16	727 700 409	140	100	51	18	20	4	M16
50		40	16	727 700 410	150	110	62	18	22	4	M16
63		50	16	727 700 411	165	125	78	18	24	4	M16
75		65	16	727 700 412	185	145	92	18	26	4	M16
90		80	16	727 700 513	200	160	108	18	27	8	M16
110		100	16	727 700 514	220	180	128	18	28	8	M16
125		100	16	727 700 515	220	180	135	18	28	8	M16
140		125	16	727 700 516	250	210	158	18	30	8	M16
160	6	150	16	727 700 517	285	241	178	22	32	8	M20
180		150	16	727 700 518	285	240	188	22	32	8	M20
200	8	200	16	727 700 519	340	295	235	22	34	8	M20
225	9	200	16	727 700 520	340	295	238	22	34	8	M20
250		250	16	727 700 521	395	350	288	22	38	12	M20
280		250	16	727 700 522	395	350	294	22	38	12	M20
315		300	16	727 700 523	445	400	338	22	42	12	M20

27 70 04
27 70 05

Backing Flanges, PP-V for Socket Systems metric

Model:

- Modern full-plastic flange PP-GF (30 % glass-fibre reinforced)
- With V-groove which applies force evenly on collar
- With integrated bolt retainers as an assembly aid
- Connecting dimension: ISO 7005, EN 1092, BS 4504, DIN 2501
- **Bolt circle PN 10**



¹⁾ Suitable for socket- and butt fusion systems (no pictograph on flange)

AL: number of holes

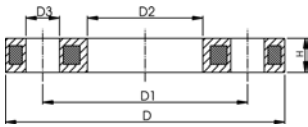

d [mm]	Inch	DN [mm]	PN	Code	D [mm]	D1 [mm]	D2 [mm]	D3 [mm]	H [mm]	AL	SC
20		15	16	727 700 406	95	65	28	14	16	4	M12
25		20	16	727 700 407	105	75	34	14	17	4	M12
32		25	16	727 700 408	115	85	42	14	18	4	M12
40		32	16	727 700 409	140	100	51	18	20	4	M16
50		40	16	727 700 410	150	110	62	18	22	4	M16
63		50	16	727 700 411	165	125	78	18	24	4	M16
75		65	16	727 700 412	185	145	92	18	26	4	M16
90		80	16	727 700 413	200	160	110	18	27	8	M16
110		100	16	727 700 414	220	180	133	18	28	8	M16
140		125	16	727 700 416	250	210	167	18	30	8	M16
160	6	150	16	727 700 417	285	241	190	22	32	8	M20
200		200	16	727 700 419	340	296	226	22	34	8	M20
225	8	200	16	727 700 420	340	295	250	22	34	8	M20
250		250	16	727 700 421	395	350	277	22	38	12	M20
280		250	16	727 700 422	395	350	310	22	38	12	M20
315		300	16	727 700 423	445	400	348	22	42	12	M20
355		350	10	727 700 424	515	460	388	22	46	16	M20
400		400	10	727 700 425	574	515	442	26	50	16	M24

27 70 02
27 70 03

Backing Flanges, PP/Steel for Butt Fusion Systems metric

Model:

- Material: PP (30 % glass-fibre reinforced) with steel ring
- Connecting dimension: ISO 7005, EN 1092, BS 4504, DIN 2501
- Bolt circle PN 10



AL: number of holes

d [mm]	d [inch]	DN [mm]	PN	Code	D [mm]	D1 [mm]	D2 [mm]	D3 [mm]	H [mm]	AL	SC
20		15	16	727 700 206	95	65	28	14	12	4	M12
25		20	16	727 700 207	105	75	34	14	12	4	M12
32		25	16	727 700 208	115	85	42	14	16	4	M12
40		32	16	727 700 209	140	100	51	18	16	4	M16
50		40	16	727 700 210	150	110	62	18	18	4	M16
63		50	16	727 700 211	165	125	78	18	18	4	M16
75		65	16	727 700 212	185	145	92	18	18	4	M16
90		80	16	727 700 313	200	160	108	18	20	8	M16
110		100	16	727 700 314	220	180	128	18	20	8	M16
125		100	16	727 700 315	220	180	135	18	20	8	M16
140		125	16	727 700 316	250	210	158	18	24	8	M16
160		150	16	727 700 317	285	240	178	22	24	8	M20
180		150	16	727 700 318	285	240	188	22	24	8	M20
200		200	16	727 700 319	340	295	235	22	27	8	M20
225		200	16	727 700 320	340	295	238	22	27	8	M20
250		250	16	727 700 321	395	350	288	22	30	12	M20
280		250	16	727 700 322	395	350	294	22	30	12	M20
315		300	16	727 700 323	445	400	338	22	34	12	M20

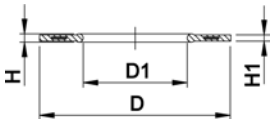
EPDM 48 44 17
FPM 49 44 17

Flange Gaskets SF EPDM / FPM



Model:

- Silicone free / paint-compatible
- For all GF Flange Adaptors
- Profile Gasket with steel insert (type G-ST-P/K)
- Hardness: 70° Shore **EPDM**, 75° Shore **FPM**



di FA are the suitable inner diameters of flange adaptors

d [mm]	DN [mm]	PN	EPDM Code	FPM Code	D [mm]	D1 [mm]	H [mm]	H1 [mm]	di FA [mm]
20	15	16	748 441 706	749 441 706	51	20	4	3	10 - 20
25	20	16	748 441 707	749 441 707	61	22	4	3	12 - 22
32	25	16	748 441 708	749 441 708	71	28	4	3	18 - 28
40	32	16	748 441 709	749 441 709	82	40	4	3	30 - 40
50	40	16	748 441 710	749 441 710	92	46	4	3	36 - 46
63	50	16	748 441 711	749 441 711	107	58	5	4	48 - 58
75	65	16	748 441 712	749 441 712	127	69	5	4	59 - 69
90	80	16	748 441 713	749 441 713	142	84	5	4	73 - 84
110	100	16	748 441 714	749 441 714	162	104	6	5	94 - 104
125	100	16	748 441 715	749 441 715	162	123	6	5	113 - 123
140	125	16	748 441 716	749 441 716	192	137	6	5	127 - 137
160 / 180	150	16	748 441 717	749 441 717	218	160	8	6	150 - 160
200	200	16	748 441 719	749 441 719	273	203	8	6	192 - 203
225	200	16	748 441 720	749 441 720	273	220	8	6	207 - 207
250	250	16	748 441 721	749 441 721	328	252	8	6	238 - 250
280	250	16	748 441 722	749 441 722	328	274	8	6	264 - 274
315	300	16	748 441 723	749 441 723	378	306	8	6	296 - 296

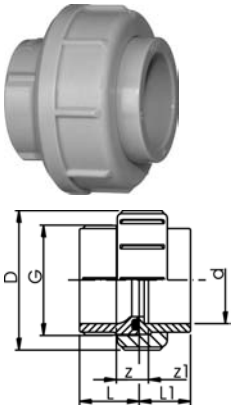
Unions for Socket Fusion

EPDM 27 51 02
FPM 27 52 02

PROGEF Plus, Union

Model:

- Material: PP-H
- With fusion sockets metric
- D75-110 with new thread geometry, now rated PN10 up to d110
- Jointing face: with O-Ring
- Cleaned and double bagged



d [mm]	PN	EPDM Code	FPM Code
16	10	727 510 255	727 520 255
20	10	727 510 256	727 520 256
25	10	727 510 257	727 520 257
32	10	727 510 258	727 520 258
40	10	727 510 259	727 520 259
50	10	727 510 260	727 520 260
63	10	727 510 261	727 520 261
75	10	727 510 272	727 520 272
90	10	727 510 273	727 520 273
110	10	727 510 274	727 520 274

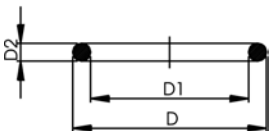
d [mm]	D [mm]	G [inch]	L [mm]	L1 [mm]	z [mm]	z1 [mm]	O-Ring EPDM	O-Ring FPM	Size
16	35	3/4	24	18	5	11	748.413.005	749.413.005	15,54 x 2,62
20	48	1	26	19	5	12	748.413.006	749.413.006	20,22 x 3,53
25	58	1 1/4	28	21	5	12	748.413.007	749.413.007	28,17 x 3,53
32	65	1 1/2	30	23	5	12	748.413.008	749.413.008	32,93 x 3,53
40	79	2	34	25	5	14	748.413.009	749.413.009	40,65 x 5,54
50	91	2 1/4	39	28	5	16	748.413.010	749.413.010	47,00 x 5,34
63	111	2 3/4	47	32	5	20	748.413.011	749.413.011	59,69 x 5,34
75	135	S107,5x3,6	51	36	5	20	748.413.014	749.413.014	81,92 x 5,34
90	158	S127,5x3,6	55	42	7	20	748.413.015	749.413.015	101,00 x 5,34
110	188	S152,5x3,6	54	49	7	12	748.413.016	748.413.016	120,00 x 6,99



O-Ring





Model:

- Hardness approx. 65° Shore
- Suitable for unions
- Cleaned and double bagged



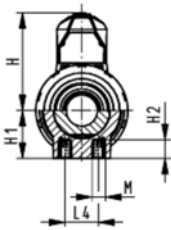
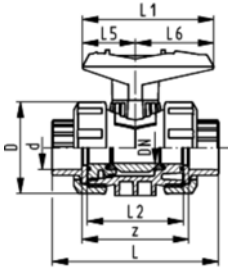

EPDM Code	FPM Code	D [mm]	D1 [mm]	D2 [mm]
748 413 005	749 413 005	21	16	2.62
748 413 006	749 413 006	27	20	3.53
748 413 007	749 413 007	35	28	3.53
748 413 008	749 413 008	40	33	3.53
748 413 009	749 413 009	51	41	5.34
748 413 010	749 413 010	58	47	5.34
748 413 011	749 413 011	70	60	5.34
748 413 013	749 413 013	80	69	5.34
748 413 014	749 413 014	93	82	5.34
748 413 015	749 413 015	112	101	5.34
748 413 016	749 413 016	134	120	6.99

PROGEF Plus Hand-Operated and Actuated Valves

		Page
	Ball Valve	364
	Diaphragm Valves	369
	Butterfly Valves	374
	Ball Check Valves	377

Ball Valve

Ball Valve Type 546, PP-H SF with mounting inserts With fusion sockets metric



Model:

- Material: PP-H / silicone free cleaned
- Image and drawing DN65-100 please see **"New product ball valve DN65-100"**
- For easy installation and removal
- z-dimension, valve end and union nut are **not compatible** with type 346 (DN10/15-50) resp. type 370 (DN65-100)
- Integrated stainless steel mounting inserts
- Double bagged
- Ball seals PVDF

Option:

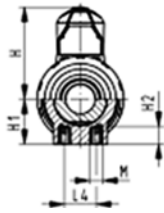
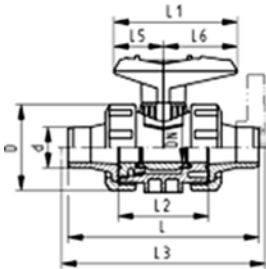
- Individual configuration of the valve (see form)
- Multifunctional module with integrated limit switches

d [mm]	DN [mm]	PN	kv-value ($\Delta p=1$ bar) [l/min]	EPDM Code	FPM Code	kg
16	10	10	71	167 546 601	167 546 611	0.115
20	15	10	185	167 546 602	167 546 612	0.115
25	20	10	350	167 546 603	167 546 613	0.180
32	25	10	700	167 546 604	167 546 614	0.255
40	32	10	1000	167 546 605	167 546 615	0.440
50	40	10	1600	167 546 606	167 546 616	0.610
63	50	10	3100	167 546 607	167 546 617	1.145
75	65	10	5000	167 546 608	167 546 618	3.700
90	80	10	7000	167 546 609	167 546 619	5.500
110	100	10	11000	167 546 610	167 546 620	8.700

d [mm]	D [mm]	H [mm]	H1 [mm]	H2 [mm]	L [mm]	L1 [mm]	L2 [mm]	L4 [mm]	L5 [mm]	L6 [mm]	M	z [mm]
16	50	57	27	12	93	77	56	25	32	45	M6	67
20	50	57	27	12	95	77	56	25	32	45	M6	66
25	58	67	30	12	108	97	65	25	39	58	M6	77
32	68	73	36	12	118	97	71	25	39	58	M6	83
40	84	90	44	15	137	128	85	45	54	74	M8	99
50	97	97	51	15	147	128	89	45	54	74	M8	105
63	124	116	64	15	168	152	101	45	66	87	M8	117
75	166	149	85	15	233	270	136	70	64	206	M8	167
90	200	161	105	15	254	270	141	70	64	206	M8	180
110	238	178	123	22	301	320	164	120	64	256	M12	215



DN10/15 - 50






Ball Valve Type 546, PP-H SF with mounting inserts With socket fusion spigots metric




Model:

- Material: PP-H / silicone free cleaned
- Image and drawing DN65-100 please see **"New product ball valve DN65-100"**
- For easy installation and removal
- z-dimension, valve end and union nut are **not compatible** with type 346 (DN10/15-50) resp. type 370 (DN65-100)
- Integrated stainless steel mounting inserts
- Double bagged
- Ball seals PVDF

Option:

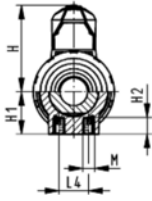
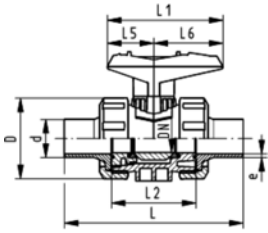
- Individual configuration of the valve (see form)
- Multifunctional module with integrated limit switches

d [mm]	DN [mm]	PN	kv-value ($\Delta p=1$ bar) [l/min]	EPDM Code	FPM Code	kg
16	10	10	71	167 546 621	167 546 631	0.120
20	15	10	185	167 546 622	167 546 632	0.120
25	20	10	350	167 546 623	167 546 633	0.180
32	25	10	700	167 546 624	167 546 634	0.260
40	32	10	1000	167 546 625	167 546 635	0.450
50	40	10	1600	167 546 626	167 546 636	0.640
63	50	10	3100	167 546 627	167 546 637	1.210
 75	65	10	5000	167 546 628	167 546 638	3.800
 90	80	10	7000	167 546 629	167 546 639	5.600
 110	100	10	11000	167 546 630	167 546 640	8.800

d [mm]	D [mm]	H [mm]	H1 [mm]	H2 [mm]	L [mm]	L1 [mm]	L2 [mm]	L3 [mm]	L4 [mm]	L5 [mm]	L6 [mm]	M
16	50	57	27	12	110	77	56		25	32	45	M6
20	50	57	27	12	120	77	56	130	25	32	45	M6
25	58	67	30	12	139	97	65	150	25	39	58	M6
32	68	73	36	12	150	97	71	160	25	39	58	M6
40	84	90	44	15	170	128	85	180	45	54	74	M8
50	97	97	51	15	190	128	89	200	45	54	74	M8
63	124	116	64	15	220	152	101	230	45	66	87	M8
 75	166	149	85	15	280	270	136	290	70	64	206	M8
 90	200	161	105	15	296	270	141	310	70	64	206	M8
 110	238	178	123	22	336	320	164	350	120	64	256	M12



DN10/15 - 50






Ball Valve Type 546, PP-H SF with mounting inserts With butt fusion spigots IR-Plus SDR11 metric




Model:

- Material: PP-H / silicone free cleaned
- Image and drawing DN65-100 please see "New product ball valve DN65-100"
- For easy installation and removal
- z-dimension, valve end and union nut are **not compatible** with type 346 (DN10/15-50) resp. type 370 (DN65-100)
- Integrated stainless steel mounting inserts
- Double bagged
- Ball seals PVDF

Option:

- Individual configuration of the valve (see form)
- Multifunctional module with integrated limit switches

d [mm]	DN [mm]	PN	kv-value ($\Delta p=1$ bar) [l/min]	EPDM Code	FPM Code	kg	
20	15	10	185	167 546 662	167 546 672	0.120	
25	20	10	350	167 546 663	167 546 673	0.180	
32	25	10	700	167 546 664	167 546 674	0.255	
40	32	10	1000	167 546 665	167 546 675	0.440	
50	40	10	1600	167 546 666	167 546 676	0.620	
63	50	10	3100	167 546 667	167 546 677	1.200	
 75	65	10	5000	167 546 668	167 546 678	3.800	
 90	80	10	7000	167 546 669	167 546 679	5.500	
 110	100	10	11000	167 546 670	167 546 680	8.700	

d [mm]	D [mm]	H [mm]	H1 [mm]	H2 [mm]	L [mm]	L1 [mm]	L2 [mm]	L4 [mm]	L5 [mm]	L6 [mm]	M	e [mm]	
20	50	57	27	12	130	77	56	25	32	45	M6	1,9	
25	58	67	30	12	143	97	65	25	39	58	M6	2,3	
32	68	73	36	12	150	97	71	25	39	58	M6	3	
40	84	90	44	15	171	128	85	45	54	74	M8	3,7	
50	97	97	51	15	191	128	89	45	54	74	M8	4,6	
63	124	116	64	15	220	152	101	45	66	87	M8	5,8	
 75	166	149	85	15	266	270	136	70	64	206	M8	8.2	
 90	200	161	105	15	264	270	141	70	64	206	M8	9.9	
 110	238	178	123	22	301	320	164	120	64	256	M12	12	



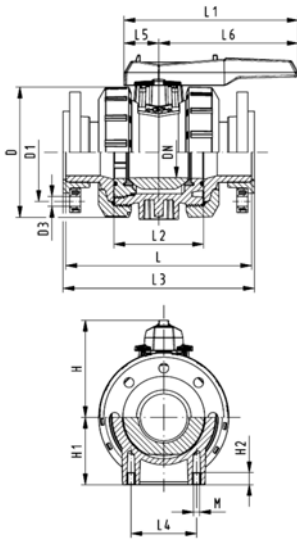
Ball Valve Type 546, PP-H SF with mounting inserts With backing flanges PP-st metric

Model:

- Material: PP-H / silicone free cleaned
- Image and drawing DN65-100 please see "**New product ball valve DN65-100**"
- For easy installation and removal
- z-dimension, valve end and union nut are **not compatible** with type 346 (DN10/15-50) resp. type 370 (DN65-100)
- Integrated stainless steel mounting inserts
- Double bagged
- Ball seals PVDF
- Overall length according to EN 558
- Connecting dimension: ISO 7005, EN 1092, BS 4504, DIN 2501

Option:

- Individual configuration of the valve (see form)
- Multifunctional module with integrated limit switches



d [mm]	DN [mm]	PN	kv-value ($\Delta p=1$ bar) [l/min]	EPDM Code	FPM Code	kg	
75	65	10	5000	167 546 828	167 546 838	4.300	
90	80	10	7000	167 546 829	167 546 839	6.400	
110	100	10	11000	167 546 830	167 546 840	10.000	

d [mm]	D [mm]	D1 [mm]	D3 [mm]	L [mm]	L1 [mm]	L2 [mm]	L3 [mm]	L4 [mm]	L5 [mm]	L6 [mm]	H [mm]	H1 [mm]	M	
75	166	145	18	280	270	136	290	70	64	206	149	85	8	
90	200	160	18	296	270	141	310	70	64	206	161	105	8	
110	238	180	18	336	320	164	350	120	64	256	178	123	12	



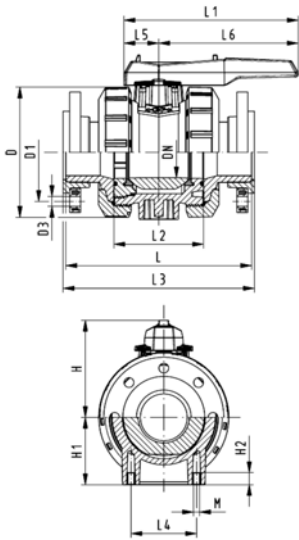
Ball Valve Type 546, PP-H SF with mounting inserts With backing flanges PP-st ANSI

Model:

- Material: PP-H / silicone free cleaned
- Image and drawing DN65-100 please see "New product ball valve DN65-100"
- For easy installation and removal
- z-dimension, valve end and union nut are **not compatible** with type 346 (DN10/15-50) resp. type 370 (DN65-100)
- Integrated stainless steel mounting inserts
- Double bagged
- Ball seals PTFE
- Overall length according to EN 558
- Connecting dimension ANSI/ASME B 16.5 / ASTM D 4024

Option:

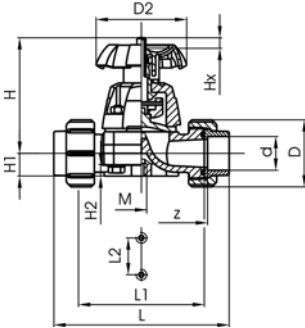
- Individual configuration of the valve (see form)
- Multifunctional module with integrated limit switches



d [mm]	DN [mm]	PN	kv-value ($\Delta p=1$ bar) [l/min]	EPDM Code	FPM Code	kg								
75	65	10	5000	167 546 888	167 546 898	4.300								
90	80	10	7000	167 546 889	167 546 899	6.400								
110	100	10	11000	167 546 890	167 546 900	10.000								
d [mm]	D [mm]	D1 [mm]	D3 [mm]	L [mm]	L1 [mm]	L2 [mm]	L3 [mm]	L4 [mm]	L5 [mm]	L6 [mm]	H [mm]	H1 [mm]	M	
75	166	140	19	280	270	136	290	70	64	206	149	85	8	
90	200	152	19	296	270	141	310	70	64	206	161	105	8	
110	238	191	19	336	320	164	350	120	64	256	178	123	12	

Diaphragm Valves

PROGEF® PLUS silicon free Diaphragm valve type 314 PP-H SF With fusion sockets



Model:

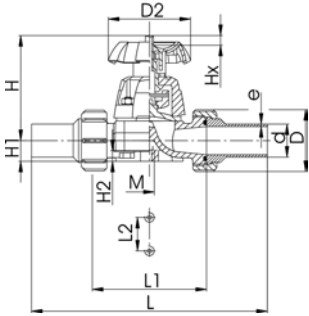
- Material: PP-H / silicone free cleaned
- Double bagged

Option:

- Handwheel with built in locking mechanism

d [mm]	DN [mm]	PN	kv-value ($\Delta p=1$ bar) [l/min]	EPDM Code	PTFE with EPDM Supporting Diaphragm Code	kg
20	15	10	72	167 314 477	167 314 492	0.390
25	20	10	137	167 314 478	167 314 493	0.570
32	25	10	207	167 314 479	167 314 494	0.770
40	32	10	354	167 314 480	167 314 495	1.230
50	40	10	517	167 314 481	167 314 496	1.610
63	50	10	713	167 314 482	167 314 497	2.780

d [mm]	z [mm]	D [mm]	D2 [mm]	L [mm]	L2 [mm]	H [mm]	H1 [mm]	H2 [mm]	M	Lift = Hx [mm]
20	100	47	80	128	25	90	14	12	M6	8
25	118	57	80	150	25	101	18	12	M6	11
32	126	64	94	162	25	117	21	12	M6	13
40	144	78	117	184	45	127	26	15	M8	16
50	164	89	117	210	45	139	33	15	M8	21
63	194	109	152	248	45	172	39	15	M8	28



PROGEF® PLUS silicon free Diaphragm valve type 314 PP-H SF With butt fusion ends SDR11

Model:

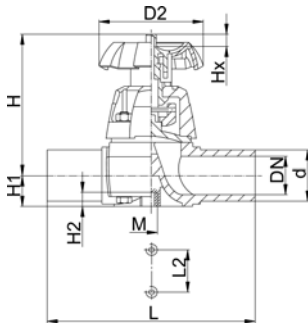
- Material: PP-H / silicone free cleaned
- Double bagged

Option:

- Handwheel with built in locking mechanism

d [mm]	DN [mm]	PN	kv-value ($\Delta p=1$ bar) [l/min]	EPDM Code	PTFE with EPDM Supporting Diaphragm Code	kg
20	15	10	72	167 314 577	167 314 592	0.395
25	20	10	137	167 314 578	167 314 593	0.590
32	25	10	207	167 314 579	167 314 594	0.800
40	32	10	354	167 314 580	167 314 595	1.270
50	40	10	517	167 314 581	167 314 596	1.670
63	50	10	713	167 314 582	167 314 597	2.890

d [mm]	D [mm]	D2 [mm]	L [mm]	L2 [mm]	H [mm]	H1 [mm]	H2 [mm]	M	Lift = Hx [mm]	e [mm]
20	47	80	196	25	90	14	12	M6	8	1,9
25	57	80	221	25	102	18	12	M6	11	2,3
32	64	94	234	25	119	21	12	M6	13	3
40	78	117	260	45	126	26	15	M8	16	3,7
50	89	117	284	45	139	33	15	M8	21	4,6
63	109	152	321	45	172	39	15	M8	28	5,8



PROGEF® PLUS silicon free Diaphragm valve type 315 PP-H SF With butt fusion spigots SDR11

Model:

- Material: PP-H / silicone free cleaned
- Double bagged

Option:

- Handwheel with built in locking mechanism

d [mm]	DN [mm]	PN	kv-value ($\Delta p=1$ bar) [l/min]	EPDM Code	PTFE with EPDM supporting diaphragm Code	kg
20	15	10	72	167 315 577	167 315 562	0.260
25	20	10	137	167 315 578	167 315 563	0.382
32	25	10	207	167 315 579	167 315 564	0.660
40	32	10	354	167 315 580	167 315 565	0.779
50	40	10	517	167 315 581	167 315 566	1.137
63	50	10	713	167 315 582	167 315 567	2.061

d [mm]	D2 [mm]	H [mm]	H1 [mm]	H2 [mm]	L [mm]	L2 [mm]	M
20	80	90	14	12	124	25	M6
25	80	101	18	12	144	25	M6
32	94	117	22	12	154	25	M6
40	117	127	26	15	174	45	M8
50	117	139	32	15	194	45	M8
63	152	172	39	15	223	45	M8



PROGEF® PLUS silicone free Diaphragm valve type 317 PP-H SF With flanges

Model:

- Material: PP-H / silicone free cleaned
- Double bagged
- Jointing surfaces: serrated or flat
- DN 15-65 with backing flange
- DN 80-150 with fixed flange
- Overall length according to EN 558
- Connecting dimensions: ISO 7005 / EN 1092 / DIN 2501 PN10 / BS4504

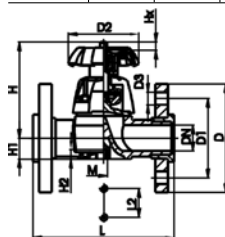
Option:

- Handwheel lockable DN15-65 (basic version not lockable)

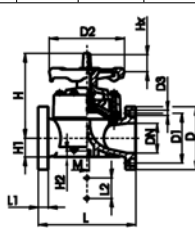
* DN80 and DN150 fixed flanges metric and Inch ANSI B16.5

d [mm]	DN [mm]	Inch	PN	kv-value ($\Delta p=1$ bar) [l/min]	EPDM Code	PTFE with EPDM supporting diaphragm Code	kg
20	15	½	10	72	167 317 212	167 317 227	0.532
25	20	¾	10	137	167 317 213	167 317 228	0.844
32	25	1	10	207	167 317 214	167 317 229	1.236
40	32	1 ¼	10	354	167 317 215	167 317 230	1.446
50	40	1 ½	10	517	167 317 216	167 317 231	2.456
63	50	2	10	713	167 317 217	167 317 232	3.664
75	65	2 ½	10	992	167 317 218	167 317 233	5.480
*90	80	3	10	1700	167 317 129	167 317 144	8.600
110	100	4	10	2700	167 317 130	167 317 145	11.360
*160	150	6	7	6033	167 317 132	167 317 147	25.000

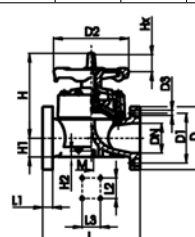
d [mm]	D [mm]	D1 [mm]	D2 [mm]	D3 [mm]	L [mm]	L1 [mm]	L2 [mm]	L3 [mm]	H [mm]	H1 [mm]	H2 [mm]	M	AL	Lift = Hx [mm]
20	95	65	80	14	130		25		90	14	12	M6	4	7
25	105	75	80	14	150		25		101	18	12	M6	4	10
32	115	85	94	14	160		25		117	22	12	M6	4	12
40	140	100	117	18	180		45		127	26	15	M8	4	16
50	150	110	117	18	200		45		139	32	15	M8	4	19
63	165	125	152	18	230		45		172	39	15	M8	4	27
75	185	145	152	18	290		70		210	46	15	M8	4	35
*90	200	160	270	18	310	35	120		265	57	23	M12	8	40
110	225	180	270	18	350	38	120		304	69	23	M12	8	50
*160	282	241	400	23	480	29	100	200	437	108	23	M12	8	70



DN 15-65



DN 80-100



DN 150



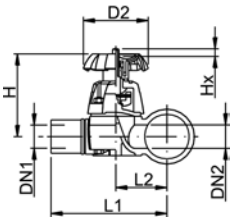
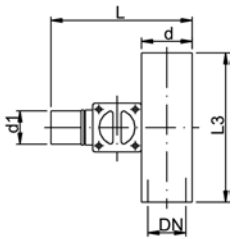
PROGEF® PLUS silicone free Diaphragm valve type 319 PP-H SF With butt fusion spigots SDR11

Model:

- Material: PP-H / silicone free cleaned
- Double bagged
- Compact design
- Minimized static zone (dead leg)

Option:

- Handwheel with built-in locking mechanism (standard version is nonlockable)



d [mm]	d1 [mm]	DN1 [mm]	DN [mm]	DN2 [mm]	PN	kv-value ($\Delta p=1$ bar) [l/min]	PTFE with EPDM supporting diaphragm Code	kg
20	20	15	15	15	10	47	167 319 601	0.329
25	20	15	20	20	10	69	167 319 603	0.457
25	25	20	20	20	10	91	167 319 604	0.390
32	20	15	25	25	10	86	167 319 607	0.626
32	25	20	25	25	10	126	167 319 608	0.390
32	32	25	25	25	10	156	167 319 609	0.618
40	20	15	32	25	10	84	167 319 612	0.658
50	20	15	40	25	10	82	167 319 618	0.701
50	25	20	40	25	10	124	167 319 619	0.701
50	32	25	40	25	10	159	167 319 620	0.700
63	20	15	50	25	10	81	167 319 625	0.769
63	25	20	50	25	10	115	167 319 626	0.771
63	32	25	50	25	10	156	167 319 627	0.768
90	20	15	80	20	6	88	167 319 641	0.871
90	25	20	80	25	6	133	167 319 642	1.062
90	32	25	80	25	6	162	167 319 643	0.907
90	50	40	80	50	6	504	167 319 645	2.285
90	63	50	80	50	6	530	167 319 646	2.285
110	20	15	100	25	6	89	167 319 651	0.880
110	25	20	100	25	6	123	167 319 652	0.887
110	32	25	100	25	6	159	167 319 653	0.886
110	50	40	100	50	6	503	167 319 655	2.400
110	63	50	100	50	6	543	167 319 656	2.426

d [mm]	D2 [mm]	H [mm]	L [mm]	L1 [mm]	L2 [mm]	L3 [mm]
20	80	83	106	96	30	140
25	80	91	121	108	36	150
25	80	91	121	108	36	150
32	94	105	137	120	43	160
32	94	105	137	120	43	160
32	94	105	137	120	43	160
40	94	105	149	128	51	180
50	94	105	159	134	57	180
50	94	105	159	134	57	180
50	94	105	159	134	57	180
63	94	105	175	144	67	180
63	94	105	175	144	67	180
63	94	105	175	144	67	180
90	94	105	204	159	82	160
90	94	105	204	159	82	160
90	94	105	204	159	82	160
90	152	151	252	207	95	220
90	152	151	252	207	95	220
110	94	105	226	171	94	160
110	94	105	226	171	94	160
110	94	105	226	171	94	160
110	152	151	274	219	107	220
110	152	151	274	219	107	220

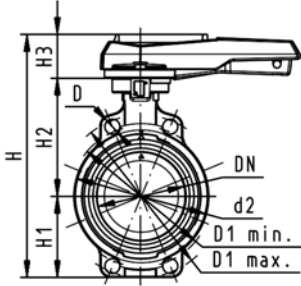
Butterfly Valves

PROGEF® Plus silicone free Butterfly valve type 567 PP-H SF Hand lever with ratchet settings

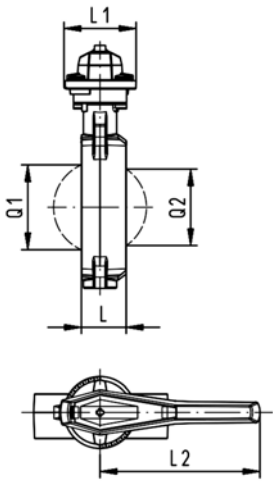


Model:

- Material: PP-H / silicone free cleaned
- Connecting dimension: ISO 7005 PN 10, EN 1092 PN 10, DIN 2501 PN 10, ANSI/ASME B 16.5 Class 150, BS 1560: 1989, BS 4504, JIS B 2220
- Overall length according to EN 558, ISO 5752



d [mm]	DN [mm]	Inch	PN	kv-value ($\Delta p=1$ bar) [l/min]	EPDM Code	FPM Code	kg
63	50	2	10	1470	167 567 402	167 567 422	0.969
75	65	2 ½	10	2200	167 567 403	167 567 423	1.061
90	80	3	10	3000	167 567 404	167 567 424	1.191
110	100	4	10	6500	167 567 405	167 567 425	1.751
140	125	5	10	11500	167 567 406	167 567 426	2.199
160	150	6	10	16600	167 567 407	167 567 427	2.989
225	200	8	10	39600	167 567 408	167 567 428	4.706



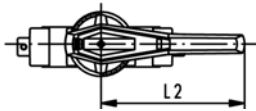
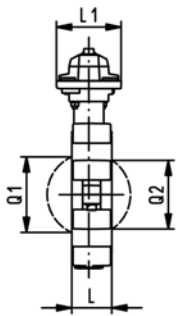
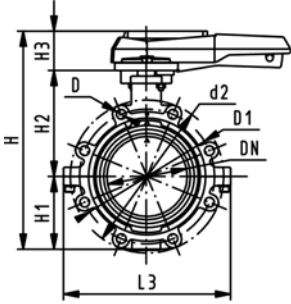
d [mm]	D [mm]	D1 min. [mm]	D1 max. [mm]	d2 [mm]	H [mm]	H1 [mm]	H2 [mm]	H3 [mm]	L [mm]	L1 [mm]	L2 [mm]	Q1 [mm]	Q2 [mm]
63	19	120.0	125.0	104	264	77	134	54	45	106	205	40	
75	19	139.7	145.0	115	277	83	140	54	46	106	205	54	35
90	19	150.0	160.0	131	289	89	146	54	49	106	205	67	50
110	19	175.0	190.5	161	325	104	167	55	56	106	255	88	74
140	23	210.0	215.9	187	352	117	181	55	64	106	255	113	97
160	24	241.3	241.3	215	373	130	189	55	72	106	255	139	123
225	23	290.0	295.0	267	435	158	210	67	73	140	408	178	169



PROGEF Plus silicone free Lugstyle butterfly valve type 568 Hand lever with ratchet settings

Model:

- Material: PP-H / silicone free cleaned
- Outer body in GGG-40.3 epoxy-coated
- Connecting dimension: ISO 7005 PN10, EN 1092 PN10, DIN 2501 PN10
- Overall length according to EN 558, ISO 5752



d [mm]	DN [mm]	Inch	PN	kv-value ($\Delta p=1$ bar) [l/min]	EPDM Code	FPM Code	kg
63	50	2	10	1470	167 568 402	167 568 422	3.055
75	65	2 ½	10	2200	167 568 403	167 568 423	3.397
90	80	3	10	3000	167 568 404	167 568 424	4.402
110	100	4	10	6500	167 568 405	167 568 425	5.835
140	125	5	10	11500	167 568 406	167 568 426	7.665
160	150	6	10	16600	167 568 407	167 568 427	9.449
225	200	8	10	39600	167 568 408	167 568 428	14.654

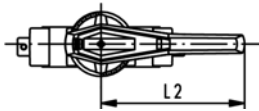
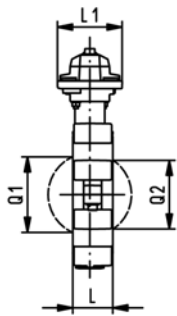
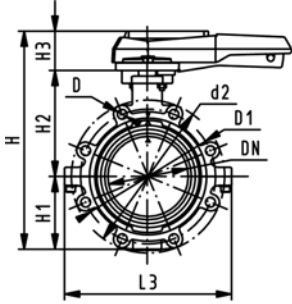
d [mm]	d2 [mm]	D	D1 [mm]	H [mm]	H1 [mm]	H2 [mm]	H3 [mm]	L [mm]	L1 [mm]	L2 [mm]	L3 [mm]	Q1 [mm]	Q2 [mm]
63	150	M16	125	265	77	134	54	45	106	205	150	40	
75	170	M16	145	277	83	140	54	46	106	205	160	54	35
90	184	M16	160	289	89	146	54	49	106	205	205	67	50
110	216	M16	180	326	104	167	55	56	106	255	244	88	74
140	246	M16	210	353	117	181	55	64	106	255	272	113	97
160	273	M20	240	374	130	189	55	72	106	255	297	139	123
225	334	M20	295	435	158	210	67	73	140	408	360	178	169



PROGEF® PLUS silicone free Butterfly valve type 568 PP-H SF ANSI Hand lever with ratchet settings

Model:

- Material: PP-H / silicone free cleaned
- Outer body in GGG-40.3 epoxy-coated
- Connecting dimension ANSI/ASME B 16.5 Class 150
- Overall length according to EN 558, ISO 5752

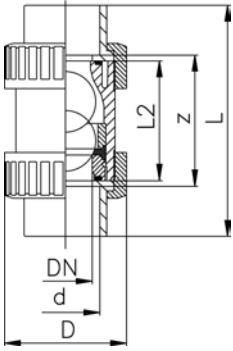


Inch	d [mm]	DN	PN	kv-value ($\Delta p=1$ bar) [l/min]	EPDM Code	FPM Code	kg							
2	63	50	10	1470	167 568 502	167 568 522	3.055							
2 ½	75	65	10	2200	167 568 503	167 568 523	3.397							
3	90	80	10	3000	167 568 504	167 568 524	3.773							
4	110	100	10	6500	167 568 505	167 568 525	5.835							
5	140	125	10	11500	167 568 506	167 568 526	7.665							
6	160	150	10	16600	167 568 507	167 568 527	9.449							
8	225	200	10	39600	167 568 508	167 568 528	14.654							

Inch	d2 [mm]	D	D1 [mm]	H [mm]	H1 [mm]	H2 [mm]	H3 [mm]	L [mm]	L1 [mm]	L2 [mm]	L3 [mm]	Q1 [mm]	Q2 [mm]		
2	150	UNC 5/8	121	265	77	134	54	45	106	205	150	40			
2 ½	170	UNC 5/8	138	277	83	140	54	46	106	205	160	54	35		
3	177	UNC 5/8	152	289	89	146	54	49	106	205	175	67	50		
4	216	UNC 5/8	191	326	104	167	55	56	106	255	244	88	74		
5	246	UNC 3/4	216	353	117	181	55	64	106	255	272	113	97		
6	273	UNC 3/4	241	374	130	189	55	72	106	255	297	139	123		
8	334	UNC 3/4	298	435	158	210	67	73	140	408	360	178	169		

Ball Check Valves

PROGEF® PLUS silicone free Ball check valve type 360 PP-H SF With fusion sockets

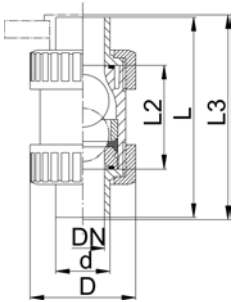


Model:

- Material: PP-H / silicone free cleaned
- Double bagged
- For easy installation and removal

d [mm]	DN [mm]	PN	kv-value ($\Delta p=1$ bar) [l/min]	EPDM Code	FPM Code	kg	D [mm]	L [mm]	L2 [mm]	z [mm]
16	10	10	170	167 360 601	167 360 611	0.079	46	98	62	72
20	15	10	150	167 360 602	167 360 612	0.079	46	101	62	73
25	20	10	330	167 360 603	167 360 613	0.134	56	119	74	87
32	25	10	390	167 360 604	167 360 614	0.203	67	130	78	94
40	32	10	710	167 360 605	167 360 615	0.380	82	149	88	109
50	40	10	900	167 360 606	167 360 616	0.612	98	162	94	118
63	50	10	1390	167 360 607	167 360 617	1.116	120	195	113	143

PROGEF® PLUS silicone free Ball check valve type 360 PP-H SF With socket fusion spigots



Model:

- Material: PP-H / silicone free cleaned
- Double bagged
- For easy installation and removal
- Overall length EN 558

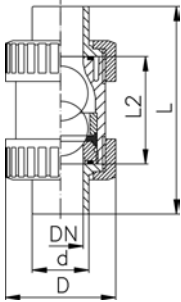
d [mm]	DN [mm]	PN	kv-value ($\Delta p=1$ bar) [l/min]	EPDM Code	FPM Code	kg	D [mm]	L [mm]	L2 [mm]
16	10	10	170	167 360 621	167 360 631	0.080	46	109	62
20	15	10	150	167 360 622	167 360 632	0.080	46	119	62
25	20	10	330	167 360 623	167 360 633	0.136	56	140	74
32	25	10	390	167 360 624	167 360 634	0.208	67	150	78
40	32	10	710	167 360 625	167 360 635	0.386	82	171	88
50	40	10	900	167 360 626	167 360 636	0.631	97	191	94
63	50	10	1390	167 360 627	167 360 637	1.149	119	220	113



PROGEF[®] PLUS silicone free Ball check valve type 360 PP-H SF With butt fusion ends SDR11

Model:

- Material: PP-H / silicone free cleaned
- Double bagged
- For easy installation and removal



d [mm]	DN [mm]	PN	kv-value ($\Delta p=1$ bar) [l/min]	EPDM Code	FPM Code	kg	D [mm]	L [mm]	L2 [mm]
20	15	10	150	167 360 642	167 360 652	0.080	46	119	62
25	20	10	330	167 360 643	167 360 653	0.136	56	140	74
32	25	10	390	167 360 644	167 360 654	0.208	67	150	78
40	32	10	710	167 360 645	167 360 655	0.386	82	171	88
50	40	10	900	167 360 646	167 360 656	0.631	97	191	94
63	50	10	1390	167 360 647	167 360 657	1.149	119	220	113